

CITY OF CRANSTON, RI
BUDGET REPORT SUMMARY FISCAL YEAR 2025
MONTHLY/BUDGET-TO-ACTUAL (formerly Quarterly Report) PERIOD ENDING APRIL 30, 2025

In accordance with section 45-12-22.2 of the General Laws of Rhode Island, as amended, the quarterly report shall be provided within twenty five days of the month succeeding the end of the fiscal quarter to both the Division of Municipal Finance and Auditor General.

General Fund (page 2)	Adopted Budget	Revised Budget	Actual Year To Date	% Collected Expended YTD	Projected Total FY 2025	Projected Variance FY 2025
Opening Surplus/(Deficit)	21,085,886				21,085,886	0
FY24 Fund Balance Budgeted for use in FY25	0	0				0
Revenues	323,650,414	323,650,414	303,928,394	93.91%	323,650,414	0
Expenditures	323,650,414	323,650,414	294,107,443	90.87%	323,650,414	0
* Projected Net Change in Fund Balance	0	0	9,820,951		0	0
Projected Cumulative Surplus/(Deficit)	21,085,886	0	30,906,837		21,085,886	0
* Unresolved Budget Deficit	0	0			0	

School Fund (page 3)	Adopted Budget	Revised Budget	Actual Year To Date	% Collected Expended YTD	Projected Total FY 2025	Projected Variance FY 2025
Opening Surplus/(Deficit)	5,498,765				5,498,765	0
FY24 Fund Balance Budgeted for use in FY25	0	0				0
Revenues	183,441,029	183,441,029	151,535,812	82.61%	183,459,029	18,000
Expenditures	183,441,029	183,441,029	150,509,977	82.05%	183,459,029	18,000
* Projected Net Change in Fund Balance	0	0	1,025,835		0	0
Projected Cumulative Surplus/(Deficit)	5,498,765	0	6,524,600		5,498,765	0
* Unresolved Budget Deficit	0	0			0	
* Adjustments (page 4)					0	

Total Projected Net Change in Fund Balance		0	0
Total Projected Ending Fund Balance Surplus/(Deficit)		26,584,651	0

* A corrective action plan is required for deficits reported on lines marked with an asterisk.

The report has to be submitted to the city/town council president and the school committee chair. It is encouraged, but not required, to have the council president/school committee chair sign the report.

I hereby certify that the information in the within report regarding the municipal departments is accurate and correct.

/s/ Kenneth J. Hopkins
Kenneth J. Hopkins,
Municipal Chief Executive Officer

05/16/25
Date

I hereby certify that the information in the within report regarding the school department is accurate and correct.

/s/ Jeannine Nota-Masse
Jeannine Nota-Masse,
Superintendent of Schools

05/16/25
Date

/s/ Michael J. Igoe
Michael J. Igoe,
City Controller

05/16/25
Date

/s/ Joseph A. Balducci,
Joseph A. Balducci,
School Business Manager

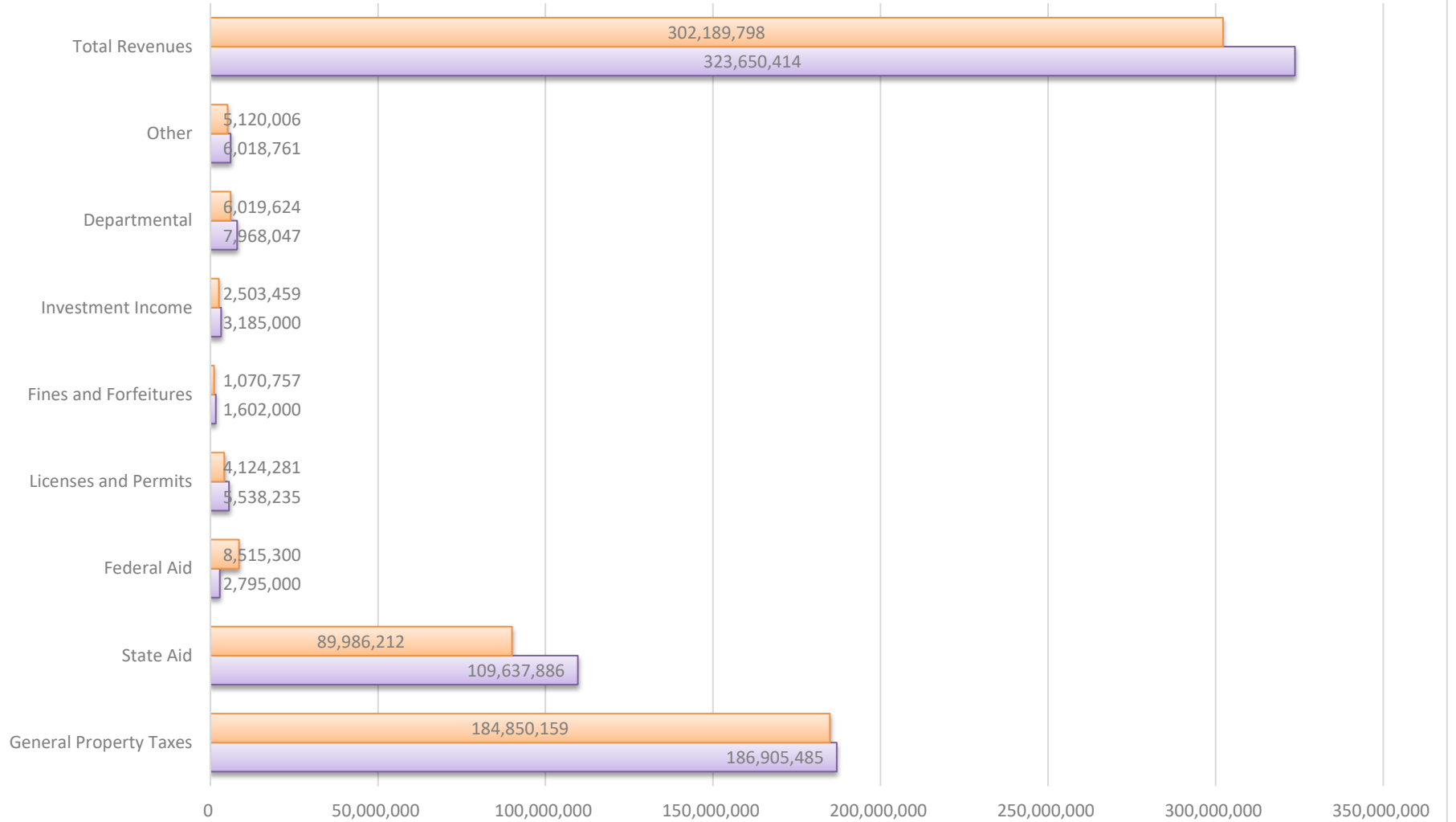
05/16/25
Date

CITY OF CRANSTON, RI
GENERAL FUND BUDGET REPORT FISCAL YEAR 2025
MONTHLY/BUDGET-TO-ACTUAL (formerly Quarterly Report) PERIOD ENDING APRIL 30, 2025

Revenues	Adopted Budget	Revised Budget	Actual Revenues Year To Date	% Collected YTD	Projected Total Revenues FY 2025	Projected Revenue Variance FY 2025
General Property Taxes	186,905,485	186,905,485	184,850,159	98.90%	186,905,485	0
State Aid	109,637,886	109,637,886	89,986,212	82.08%	109,637,886	0
Federal Aid	2,795,000	2,795,000	8,515,300	304.66%	2,795,000	0
Licenses and Permits	5,538,235	5,538,235	4,124,281	74.47%	5,538,235	0
Fines and Forfeitures	1,602,000	1,602,000	1,070,757	66.84%	1,602,000	0
Investment Income	3,185,000	3,185,000	2,503,459	78.60%	3,185,000	0
Departmental	7,968,047	7,968,047	6,019,624	75.55%	7,968,047	0
Other	6,018,761	6,018,761	5,120,006	85.07%	6,018,761	0
Total Revenues	323,650,414	323,650,414	302,189,798	93.37%	323,650,414	0

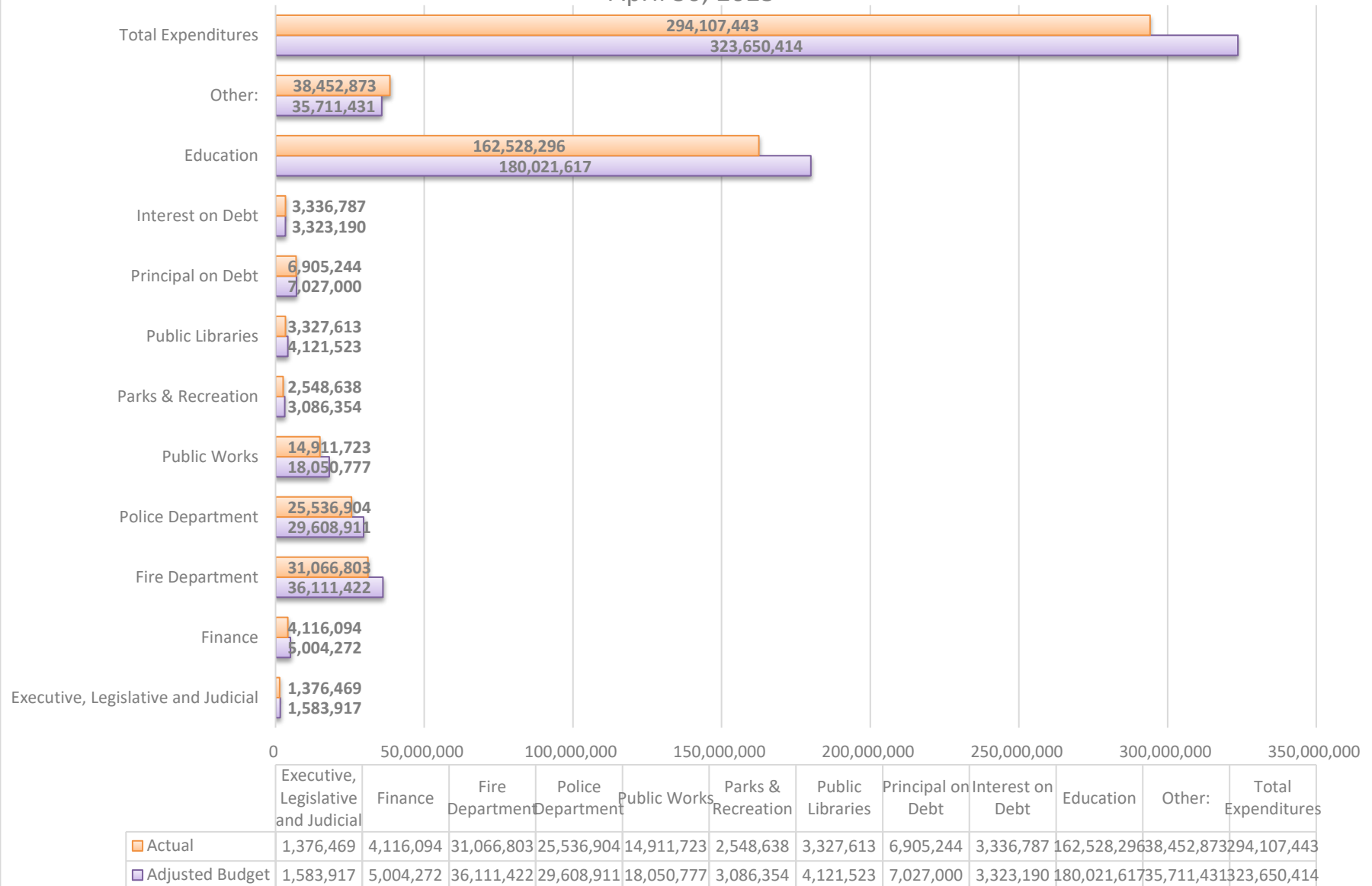
Expenditures	Adopted Budget	Revised Budget	Actual Expenditures Year To Date	% Expended YTD	Projected Total Expenditures FY 2025	Projected Expenditure Variance FY 2025
Executive, Legislative and Judicial	1,583,917	1,583,917	1,376,469	86.90%	1,583,917	0
Finance	5,004,272	5,004,272	4,116,094	82.25%	5,004,272	0
Fire Department	36,111,422	36,111,422	31,066,803	86.03%	36,111,422	0
Police Department	29,608,911	29,608,911	25,536,904	86.25%	29,608,911	0
Public Works	18,050,777	18,050,777	14,911,723	82.61%	18,050,777	0
Parks & Recreation	3,086,354	3,086,354	2,548,638	82.58%	3,086,354	0
Public Libraries	4,121,523	4,121,523	3,327,613	80.74%	4,121,523	0
Principal on Debt	7,027,000	7,027,000	6,905,244	98.27%	7,027,000	0
Interest on Debt	3,323,190	3,323,190	3,336,787	100.41%	3,323,190	0
Education	180,021,617	180,021,617	162,528,296	90.28%	180,021,617	0
Other:	35,711,431	35,711,431	38,452,873	107.68%	35,711,431	0
Total Expenditures	323,650,414	323,650,414	294,107,443	90.87%	323,650,414	0

City of Cranston Budget to Actual-YTD Revenues April 30, 2025



	General Property Taxes	State Aid	Federal Aid	Licenses and Permits	Fines and Forfeitures	Investment Income	Departmental	Other	Total Revenues
Actual	184,850,159	89,986,212	8,515,300	4,124,281	1,070,757	2,503,459	6,019,624	5,120,006	302,189,798
Adjusted Budget	186,905,485	109,637,886	2,795,000	5,538,235	1,602,000	3,185,000	7,968,047	6,018,761	323,650,414

City of Cranston Budet to Actual - YTD Expenditures April 30, 2025



CITY OF CRANSTON, RI
GENERAL FUND BUDGET REPORT FISCAL YEAR 2025
MONTHLY/BUDGET-TO-ACTUAL (formerly Quarterly Report) PERIOD ENDING APRIL 30, 2025

Revenues	Adopted Budget	Revised Budget	Revenues Year To Date	Collected YTD	Revenues FY 2025	Variance FY 2025
Local Property Taxes	186,905,485	186,905,485	184,850,159	98.90%	186,905,485	0
Local Non-Property Taxes:						
Licenses and Permits	5,538,235	5,538,235	4,124,281	74.47%	5,538,235	0
Fines and Forfeitures	1,602,000	1,602,000	1,070,757	66.84%	1,602,000	0
Investment Income	3,185,000	3,185,000	2,503,459	78.60%	3,185,000	0
Departmental	7,968,047	7,968,047	6,019,624	75.55%	7,968,047	0
Federal Aid (Please Attach Detail)	2,795,000	2,795,000	8,515,300	304.66%	2,795,000	0
State Aid:						
MV Excise Tax Reimbursement	22,312,247	22,312,247	16,739,748	75.02%	22,312,247	0
PILOT	4,037,181	4,037,181	4,037,181	100.00%	4,037,181	0
Distressed Community Relief Fund	0	0	0	0.00%	0	0
Library Aid	775,345	775,345	605,957	78.15%	775,345	0
Public Service Corporation Tax	1,095,441	1,095,441	0	0.00%	1,095,441	0
Meals & Beverage Tax	3,008,284	3,008,284	2,348,416	78.06%	3,008,284	0
Other State Aid	78,409,388	78,409,388	67,993,507	86.72%	78,409,388	0
Other (Please Attach Details)	6,018,761	6,018,761	5,120,006	85.07%	6,018,761	0

Total Municipal Revenues	323,650,414	323,650,414	303,928,394	93.91%	323,650,414	0
---------------------------------	--------------------	--------------------	--------------------	---------------	--------------------	----------

Appropriated Fund Balance	0	0				
----------------------------------	---	---	--	--	--	--

Expenditures	Adopted Budget	Revised Budget	Actual Expenditures Year To Date	% Expended YTD	Total Expenditures FY 2025	Expenditure Variance FY 2025
Salaries:						
Municipal	15,146,166	15,143,666	12,011,789	79.32%	15,143,666	0
Police	18,592,774	18,592,774	16,381,154	88.10%	18,592,774	0
Fire	24,386,065	24,386,065	21,716,982	89.05%	24,386,065	0
Employee Benefits:						
FICA	1,748,107	1,748,107	1,653,542	94.59%	1,748,107	0
Medical Insurance - (Active)	12,207,053	12,207,053	9,555,831	78.28%	12,207,053	0
Medical Insurance - (Retirees)	5,521,321	5,521,321	4,145,591	75.08%	5,521,321	0
Dental & Vision Insurance - (Active)	0	0	0	0.00%	0	0
Dental & Vision Insurance - (Retirees)	0	0	0	0.00%	0	0
Life Insurance	205,664	205,664	171,128	83.21%	205,664	0
Pension Contributions:						
Municipal	1,796,628	1,796,628	1,453,548	80.90%	1,796,628	0
Police	12,247,718	12,247,718	11,377,643	92.90%	12,247,718	0
Fire	15,297,314	15,297,314	14,665,717	95.87%	15,297,314	0
Police Department	3,902,886	3,902,886	3,111,940	79.73%	3,902,886	0
Libraries	728,500	728,500	639,926	87.84%	728,500	0
Fire Department	5,046,078	5,046,078	4,264,007	84.50%	5,046,078	0
Debt Service (Municipal):						
Principal on Debt	7,027,000	7,027,000	6,905,244	98.27%	7,027,000	0
Interest on Debt	3,323,190	3,323,190	3,336,787	100.41%	3,323,190	0
Debt Service (School):						
Principal on Debt						
Interest on Debt						
Public Works	11,166,648	11,166,648	9,531,301	85.36%	11,166,648	0
Other (Please Attach Details)	5,285,493	5,287,993	10,656,872	201.53%	5,287,993	0
Education	180,021,617	180,021,617	162,528,296	90.28%	180,021,617	0

Total Municipal Expenditures	323,650,222	323,650,222	294,107,299	90.87%	323,650,222	0
-------------------------------------	--------------------	--------------------	--------------------	---------------	--------------------	----------

Deficit reduction						
--------------------------	--	--	--	--	--	--

CITY OF CRANSTON, RI
SCHOOL FUND BUDGET REPORT FISCAL YEAR 2025
MONTHLY/BUDGET-TO-ACTUAL (formerly Quarterly Report) PERIOD ENDING APRIL 30, 2025

Revenues	Adopted Budget	Revised Budget	Actual Revenues Year To Date	% Collected YTD	Projected Total Revenues FY 2025	Projected Revenue Variance FY 2025
Municipal Appropriations	99,279,367	99,279,367	83,417,274	84.02%	99,279,367	0
State Aid:						
General	78,756,662	78,756,662	64,800,980	82.28%	78,756,662	0
Group Home (If Applicable)	0	0	0	0.00%	0	0
School Construction Aid	0	0	0	0.00%	0	0
Other (Please Attach Detail)	0	0	0	0.00%	0	0
Federal Aid:						
Impact Aid	0	0	0	0.00%	0	0
Medicaid	2,750,000	2,750,000	1,269,295	46.16%	2,750,000	0
Federal Stabilization Funds	0	0	0	0.00%	0	0
Other (Please Attach Detail)	0	0	0	0.00%	0	0
Other (Please Attach Details)						
Miscellaneous Revenue	2,655,000	2,655,000	2,048,263	77.15%	2,673,000	18,000
Use of Fund Balance			0	0.00%		0
Total Other	2,655,000	2,655,000	2,048,263	77.15%	2,673,000	18,000

Total Education Revenues	183,441,029	183,441,029	151,535,812	82.61%	183,459,029	18,000
---------------------------------	--------------------	--------------------	--------------------	---------------	--------------------	---------------

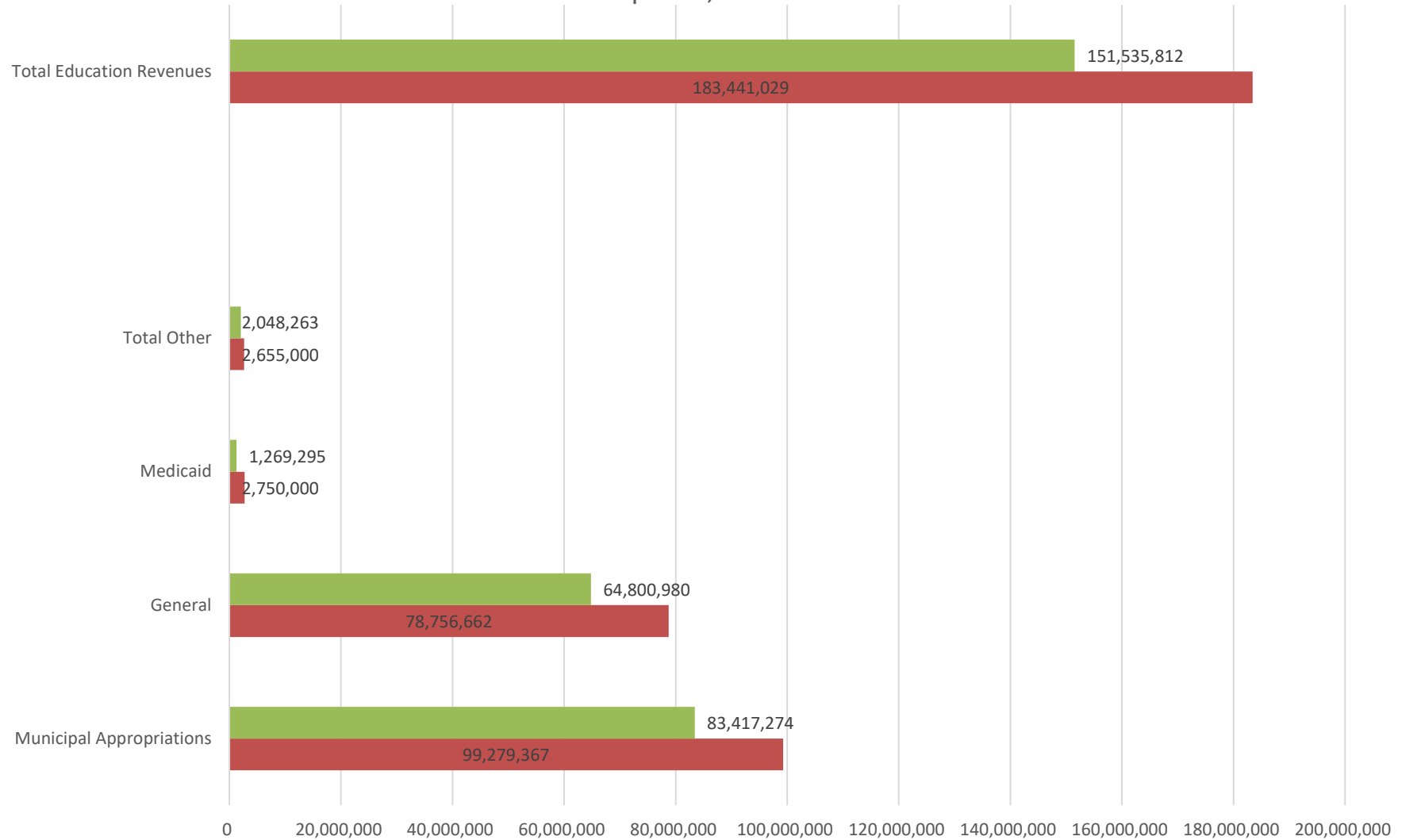
Appropriated Fund Balance						
----------------------------------	--	--	--	--	--	--

Expenditures	Adopted Budget	Revised Budget	Actual Expenditures Year To Date	% Expended YTD	Projected Total Expenditures FY 2025	Projected Expenditure Variance FY 2025
Salaries	113,715,702	112,782,205	90,451,898	80.20%	112,782,205	0
Employee Benefits:						
FICA	1,266,951	1,266,951	1,024,234	80.84%	1,266,951	0
Medical Insurance - (Active)	20,219,620	20,219,620	17,056,394	84.36%	20,219,620	0
Medical Insurance - (Retirees)	0	0	0	0.00%	0	0
Dental & Vision Insurance - (Active)	1,361,461	1,361,461	781,526	57.40%	1,361,461	0
Dental & Vision Insurance - (Retirees)	0	0	0	0.00%	0	0
Life Insurance	83,918	83,918	77,300	92.11%	83,918	0
Pension Contributions:						
Teacher	15,441,776	15,441,776	13,092,236	84.78%	15,441,776	0
Non-Certified	1,371,854	1,371,854	1,217,686	88.76%	1,371,854	0
Purchased Services	21,400,058	21,400,058	17,764,440	83.01%	21,400,058	0
Supplies and Materials	5,294,894	5,294,894	5,424,189	102.44%	5,294,894	0
Capital Outlays	2,160,059	2,160,059	1,161,370	53.77%	2,139,919	(20,140)
Other (Please Attach Details)	1,124,736	2,058,233	2,458,704	119.46%	2,096,373	38,140

Total Education Expenditures	183,441,029	183,441,029	150,509,977	82.05%	183,459,029	18,000
-------------------------------------	--------------------	--------------------	--------------------	---------------	--------------------	---------------

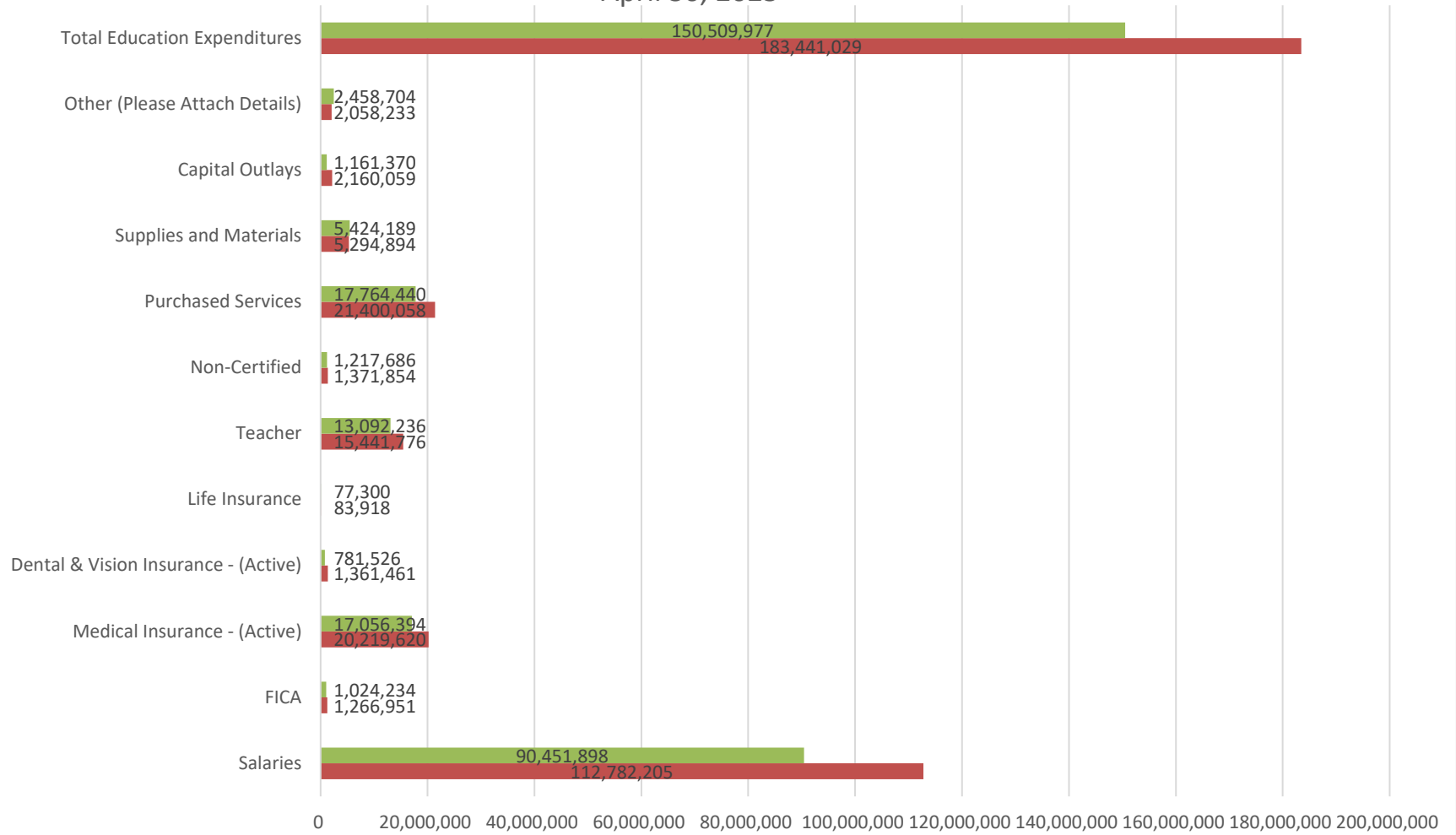
Deficit reduction		6				
-------------------	--	---	--	--	--	--

Cranston School Department Y-T-D Revenues April 30, 2025



	Municipal Appropriations	General	Medicaid	Total Other	Total Education Revenues
Actual	83,417,274	64,800,980	1,269,295	2,048,263	151,535,812
Adjusted Budget	99,279,367	78,756,662	2,750,000	2,655,000	183,441,029

Cranston School Department-Y-T-D Expenditures April 30, 2025



	Salaries	FICA	Medical Insurance - (Active)	Dental & Vision Insurance - (Active)	Life Insurance	Teacher	Non-Certified	Purchased Services	Supplies and Materials	Capital Outlays	Other (Please Attach Details)	Total Education Expenditures
Actual	90,451,898	1,024,234	17,056,394	781,526	77,300	13,092,236	1,217,686	17,764,440	5,424,189	1,161,370	2,458,704	150,509,977
Adjusted Budget	112,782,205	1,266,951	20,219,620	1,361,461	83,918	15,441,776	1,371,854	21,400,058	5,294,894	2,160,059	2,058,233	183,441,029

CITY OF CRANSTON, RI
SCHOOL FUND BUDGET REPORT FISCAL YEAR 2025
MONTHLY/BUDGET-TO-ACTUAL (formerly Quarterly Report) PERIOD ENDING APRIL 30, 2025

Revenues	Adopted Budget	Revised Budget	Actual Revenues Year To Date	% Collected YTD	Projected Total Revenues FY 2025	Projected Revenue Variance FY 2025
State Aid: Other						
Early Childhood	0	0	0	0.00%	0	0
Literacy Set-Aside	0	0	0	0.00%	0	0
Student Equity	0	0	0	0.00%	0	0
Language Assistance	0	0	0	0.00%	0	0
Technology	0	0	0	0.00%	0	0
Vocational Equity	0	0	0	0.00%	0	0
Charter School Aid	0	0	0	0.00%	0	0
Full Day Kindergarten	0	0	0	0.00%	0	0
Total	0	0	0	0.00%	0	
Other						
Vocational Tuition	2,050,000	2,050,000	1,846,942	90.09%	2,050,000	0
Outside Rentals	30,000	30,000	47,293	157.64%	48,000	18,000
Summer School	0	0	0	0.00%	0	0
Other Revenue	575,000	575,000	154,030	26.79%	575,000	0
Total	2,655,000	2,655,000	2,048,265	77.15%	2,673,000	18,000

Expenditures	Adopted Budget	Revised Budget	Actual Expenditures Year To Date	% Expended YTD	Projected Total Expenditures FY 2025	Projected Expenditure Variance FY 2025
Other						
Medicare Taxes	1,538,675	1,538,675	1,246,597	81.02%	1,538,675	0
Workers Compensation	883,394	883,394	771,088	87.29%	883,394	0
Unemployment	75,000	75,000	44,139	58.85%	75,000	0
Disability Insurance	88,000	88,000	50,065	56.89%	88,000	0
Survivors Benefit	119,593	119,593	115,507	96.58%	119,593	0
Bus Drivers Pension	97,000	97,000	131,313	135.37%	132,000	(35,000)
Dues/Fees	96,855	96,855	99,995	103.24%	99,995	(3,140)
Retiree Savings	(1,773,781)	(840,284)	0	0.00%	(840,284)	0
Transfer to Capital Reserve Fund	0	0	0	0.00%	0	0
Total	1,124,736	2,058,233	2,458,704	119.46%	2,096,373	(38,140)

List below amounts for items outside the general fund and school fund budgets which would impact these funds and cause a year end deficit.

10

CITY OF CRANSTON
BUDGET REPORT FISCAL YEAR 2025
MONTHLY/BUDGET-TO-ACTUAL (formerly Quarterly Report) PERIOD ENDING APRIL 30, 2025
Fund Balance Reconciliation: Municipal

Classification	Beginning Fund Balance Reported In the FY 2024 Financial Statements*	FY 2024 Fund Balance Budgeted for use in FY 2025	Changes in Fund Balance during FY 2025**	Ending Fund Balance for FY 2024 & Available for Appropriation in FY 2025
Nonspendable	\$ 207,000			\$ 207,000
Restricted:	\$ 300,654			\$ 300,654
Committed:	\$ 1,505,854			1,505,854
Assigned:	-			-
Unassigned:	19,072,378			19,072,378
Total Fund Balance	\$ 21,085,886	\$ -	\$ -	\$ 21,085,886

* Please indicate if the numbers provided are the best available estimate or audited numbers. Estimate _____ Audited ____x_____

** Please provide an explanation for any changes within the various fund balance classifications.

Nonspendable:	Amounts that are not in a spendable form (Example: Inventory) or are required to be maintained intact (Example: Principal of an endowment fund).
Restricted:	Amounts that can be spent only for the specific purposes stipulated by external resource providers (Example: Grants), constitutionally, or through enabling legislation. Effectively, restrictions may be changed or lifted only with consent of resource provider.
Committed:	Amounts that can only be used for specific purposes pursuant to constraints imposed by formal action of the government's highest level of decision-making authority. Those committed amounts cannot be used for any other purpose unless the government's highest level of decision-making authority removes or changes the specified use by taking the same type of action it employed to previously commit those amounts.
Assigned:	Amounts constrained by the government's intent to be used for specific purposes that are neither restricted nor committed are reported as assigned fund balance.
Unassigned:	This is the residual classification for the general fund and includes all amounts not contained in the other classifications. Unassigned amounts are technically available for any purpose. If another governmental fund has a fund balance deficit, then it will be reported as a negative amount in the unassigned classification in that fund. Positive unassigned amounts will be reported only in the general fund.

CITY OF CRANSTON
BUDGET REPORT FISCAL YEAR 2025
MONTHLY/BUDGET-TO-ACTUAL (formerly Quarterly Report) PERIOD ENDING APRIL 30, 2025
Fund Balance Reconciliation: School

Classification	Beginning Fund Balance Reported In the FY 2024 Financial Statements*	FY 2024 Fund Balance Budgeted for use in FY 2025	Changes in Fund Balance during FY 2025**	Ending Fund Balance for FY 2024 & Available for Appropriation in FY 2025
Nonspendable:	\$ 224,916			\$ 224,916
Restricted:	\$ 5,209,640	\$ -		5,209,640
Committed:	\$ 64,209			64,209
Assigned:	-			-
Unassigned:	-			-
Total Fund Balance	\$ 5,498,765	\$ -	\$ -	\$ 5,498,765

* Please indicate if the numbers provided are the best available estimate or audited numbers. Estimate _____ Audited ____x____

** Please provide an explanation for any changes within the various fund balance classifications.

Nonspendable:	Amounts that are not in a spendable form (Example: Inventory) or are required to be maintained intact (Example: Principal of an endowment fund).
Restricted:	Amounts that can be spent only for the specific purposes stipulated by external resource providers (Example: Grants), constitutionally, or through enabling legislation. Effectively, restrictions may be changed or lifted only with consent of resource provider.
Committed:	Amounts that can only be used for specific purposes pursuant to constraints imposed by formal action of the government's highest level of decision-making authority. Those committed amounts cannot be used for any other purpose unless the government's highest level of decision-making authority removes or changes the specified use by taking the same type of action it employed to previously commit those amounts.
Assigned:	Amounts constrained by the government's intent to be used for specific purposes that are neither restricted nor committed are reported as assigned fund balance.
Unassigned:	This is the residual classification for the general fund and includes all amounts not contained in the other classifications. Unassigned amounts are technically available for any purpose. If another governmental fund has a fund balance deficit, then it will be reported as a negative amount in the unassigned classification in that fund. Positive unassigned amounts will be reported only in the general fund.

City of Cranston
Y-T-D Summary
For the period ending:

April 30, 2025

Below is a summary of the City's Financial Condition for the ten months ending April 30, 2025.

	Amount	% of Budget
Total General Fund Revenues Collected to Date	303,928,394	93.91%
Total General Fund Expenditures to Date	294,107,443	90.87%
	9,820,951	

General Fund Problem Areas:	Adjusted Budget	Actual	Corrective Action
--------------------------------	-----------------	--------	-------------------

Revenues	Adjusted Budget	Actual	Corrective Action
----------	-----------------	--------	-------------------

School Fund Problem Areas:	Adjusted Budget	Actual	Corrective Action
-------------------------------	-----------------	--------	-------------------

Sewer Fund Problem Areas:	Adjusted Budget	Actual	Corrective Action
------------------------------	-----------------	--------	-------------------

General Fund Operating Cash Position EOM	2,681,664
---	-----------

City of Cranston										5/16/25 4:06 PM
FY 25 4th QUARTER ACTUAL VS PROJECTED REVENUES-Cash Basis										
For the period ending:		April 30, 2025		Approved			Remaining	Projected	Over (Under)	Actuals
Fund	Account	Acc. Description	Council Budget	Transfers To (From)	Adjusted Budget	Actuals	Uncollected Balance	Rev. Through April 30, 2025	Projected Budget	% of Budget
101		Delinquent	175,000		175,000	71,084	103,916	64,575	6,509	36.90%
		Prior Year	325,000		325,000	285,653	39,347	163,280	122,373	50.24%
		Current	186,655,485		186,655,485	184,637,278	2,018,207	183,389,014	1,248,264	98.25%
			187,155,485	0	187,155,485	184,994,016	2,161,469	183,616,869	1,377,147	98.11%
		Abatements	(250,000)		(250,000)	(143,857)	(106,143)	(208,333)	64,476	83.33%
			186,905,485	0	186,905,485	184,850,159	2,055,326	183,408,536	1,441,623	98.13%
0000 General										
101-0000-41500-000000	IN LIEU - CRANSTON HOUSING		145,000		145,000	164,587	(19,587)	145,000	19,587	100.00%
101-0000-41501-000000	PUBLIC SERVICE CORPORATION		1,095,441		1,095,441	0	1,095,441	0	0	0.00%
101-0000-41502-000000	IN LIEU OF TAXES-PILOT		4,037,181		4,037,181	4,037,181	0	4,037,181	(0)	100.00%
101-0000-41503-000000	EXCISE TAX PHASE-OUT		22,312,247		22,312,247	16,739,748	5,572,499	16,734,185	5,563	75.00%
101-0000-41504-000000	INTEREST & PENAL ON PROP TAX		835,000		835,000	585,121	249,879	695,833	(110,713)	83.33%
101-0000-41505-000000	SCHOOL HOUSING AID		2,622,138		2,622,138	1,289,344	1,332,794	1,966,604	(677,260)	75.00%
101-0000-41506-000000	STATE HOUSING AID LIBRARIES		0		0	0	0	0	0	0.00%
101-0000-41507-000000	TANGIBLE TAX PHASE-OUT		0		0	1,738,596	(1,738,596)	0	1,738,596	100.00%
101-0000-41509-000000	STATE AID-DISTRESSED COMMUN		0		0	0	0	0	0	0.00%
101-0000-41510-000000	JOHNSON AND WALES AID		110,000		110,000	0	110,000	0	0	0.00%
101-0000-41516-000000	ESCHEATS AND GARNISHEE FEES		0		0	0	0	0	0	0.00%
101-0000-41517-000000	AUCTIONEER FEES		750		750	233	517	0	233	0.00%
101-0000-41518-000000	VOLUNTARY TAX PAYMTS		2,200		2,200	2,752	(552)	0	2,752	0.00%
101-0000-41519-000000	HOTEL TAX - LAW 42-63.1-3		50,811		50,811	22,123	28,688	42,343	(20,219)	83.33%
101-0000-41520-000000	RESTAURANT TAX		3,008,284		3,008,284	2,348,416	659,868	2,506,903	(158,488)	83.33%
101-0000-41521-000000	3RD PARTY RESCUE-MEDICAID		1,000,000		1,000,000	1,371,410	(371,410)	750,000	621,410	75.00%
101-0000-41522-000000	3RD PARTY RESCUE		3,600,000		3,600,000	2,749,050	850,950	3,000,000	(250,950)	83.33%
101-0000-41523-000000	TELECOMMUNICATION TOWER		250,000		250,000	140,952	109,048	208,333	(67,382)	83.33%
101-0000-49125-000000	NSF FEES		(20,000)		(20,000)	(14,828)	(5,172)	(16,667)	1,838	83.33%
101-0000-49130-000000	OTHER REVENUE		25,000		25,000	98,314	(73,314)	20,833	77,480	83.33%
101-0000-49135-000000	COVID-19 STIMULUS		220,000		220,000	7,246,005	(7,026,005)	183,333	7,062,672	83.33%
101-0000-49500-000000	TRANSFER FROM OTHER FUNDS		0		0	0	0	0	0	0.00%
101-0000-49510-000000	OVERHEAD ALLOCATION-ENTER I		1,000,000		1,000,000	750,000	250,000	750,000	0	75.00%
0000 General			227,199,537	0	227,199,537	224,119,162	3,080,375	214,432,418	9,686,745	94.38%
1105 CITY CLERK										
101-1105-42110-000000	CERTIFIED COPIES		6,600		6,600	5,210	1,390	5,500	(290)	83.33%
101-1105-42111-000000	BOWLING LIC		1,260		1,260	1,305	(45)	1,050	255	83.33%
101-1105-42112-000000	ENTERTAINMENT LICENSES		5,500		5,500	6,295	(795)	4,583	1,712	83.33%
101-1105-42113-000000	POOL TABLE LIC		200		200	700	(500)	167	533	83.33%
101-1105-42114-000000	ALL NIGHT DINER LIC		2,100		2,100	450	1,650	1,750	(1,300)	83.33%
101-1105-42115-000000	BINGO LIC		250		250	0	250	208	(208)	83.33%
101-1105-42116-000000	LIQUOR LIC		210,000		210,000	213,577	(3,577)	175,000	38,577	83.33%
101-1105-42117-000000	AMUSEMT MACH & DEV LIC		3,475		3,475	150	3,325	2,896	(2,746)	83.33%
101-1105-42118-000000	PEDDLERS LIC		4,000		4,000	0	4,000	3,333	(3,333)	83.33%
101-1105-42119-000000	HUNTING & FISHING LIC RECORD		0		0	0	0	0	0	0.00%
101-1105-42120-000000	2ND HAND AUTO LIC		8,500		8,500	600	7,900	7,083	(6,483)	83.33%
101-1105-42121-000000	SUNDAY SALES LIC		20,500		20,500	6,300	14,200	17,083	(10,783)	83.33%
101-1105-42122-000000	VICTUALLING LIC		56,000		56,000	57,500	(1,500)	46,667	10,833	83.33%
101-1105-42123-000000	MARRIAGE LIC		8,000		8,000	2,928	5,072	6,667	(3,739)	83.33%
101-1105-42124-000000	INSTRUMENT RECORDING		675,000		675,000	422,434	252,566	562,500	(140,066)	83.33%
101-1105-42125-000000	DOG LIC		12,600		12,600	6,628	5,972	10,500	(3,872)	83.33%
101-1105-42126-000000	FISHING LICENSE RECORDING		0		0	0	0	0	0	83.33%
101-1105-42127-000000	HUNTING LICENSE RECORDING		0		0	0	0	0	0	83.33%
101-1105-42128-000000	MISC LICENSES		6,400		6,400	4,605	1,795	5,333	(728)	83.33%

City of Cranston
FY 25 4th QUARTER ACTUAL VS PROJECTED REVENUES-Cash Basis
For the period ending: April 30, 2025

5/16/25 4:06 PM

Fund	Account	Acc. Description	Approved Council Budget	Transfers To (From)	Adjusted Budget	Actuals	Remaining Uncollected Balance	Projected Rev. Through April 30, 2025	Over (Under) Projected Budget	Projected % of Budget	Actuals % of Budget
	101-1105-42129-000000	PROBATE COURT FEES	150,000		150,000	84,000	66,000	125,000	(41,000)	83.33%	56.00%
	101-1105-42130-000000	LEASING OF MOTOR VEH	450		450	0	450	375	(375)	83.33%	0.00%
	101-1105-42131-000000	RECORDING TROUT LICENSE	0		0	0	0	0	0	83.33%	0.00%
	101-1105-42132-000000	ITINERANT FOOD VENDOR	1,000		1,000	5,125	(4,125)	833	4,292	83.33%	512.50%
	101-1105-42133-000000	PRIVATE DETECTIVE	1,600		1,600	600	1,000	1,333	(733)	83.33%	37.50%
	101-1105-42134-000000	FIREARMS DEALERS LICENSE	1,200		1,200	5	1,195	1,000	(995)	83.33%	0.42%
	101-1105-42135-000000	FLOWER VENDOR	250		250	0	250	208	(208)	83.33%	0.00%
	101-1105-42136-000000	GRAVEL BKS,SHVLS,SCR LIC	125		125	100	25	104	(4)	83.33%	80.00%
	101-1105-42137-000000	AUTO REPAIR LICENSE	15,600		15,600	1,800	13,800	13,000	(11,200)	83.33%	11.54%
	101-1105-42138-000000	TOBACCO LICENSES	11,500		11,500	0	11,500	9,583	(9,583)	83.33%	0.00%
	101-1105-42139-000000	APPLICATION FEE	3,100		3,100	10,130	(7,030)	2,583	7,547	83.33%	326.79%
	101-1105-42140-000000	CERTIFIED VITALS	185,000		185,000	82,612	102,388	154,167	(71,555)	83.33%	44.66%
	101-1105-42141-000000	LICENSE ADVERTISING	13,750		13,750	4,044	9,706	11,458	(7,415)	83.33%	29.41%
	101-1105-42142-000000	PROBATE ADVERTISING	21,000		21,000	17,750	3,250	17,500	250	83.33%	84.52%
	101-1105-42143-000000	ZONE CHANGES	16,000		16,000	7,215	8,785	13,333	(6,119)	83.33%	45.09%
	101-1105-42144-000000	ABONDONMENTS	0		0	1,000	(1,000)	0	1,000	83.33%	0.00%
	101-1105-42145-000000	RI REAL ESTATE TAX ACCT	1,500,000		1,500,000	1,281,183	218,817	1,250,000	31,183	83.33%	85.41%
	101-1105-42146-000000	VIOLATIONS	0		0	0	0	0	0	83.33%	0.00%
	101-1105-49110-000000	CASH OVERAGES	0		0	0	0	0	0	83.33%	0.00%
	101-1105-49120-000000	CASH SHORTAGES	0		0	0	0	0	0	83.33%	0.00%
	1105 City Clerk		2,940,960	0	2,940,960	2,224,245	716,715	2,450,800	(226,555)	83.33%	75.63%
1107 MUNICIPAL COURT											
	101-1107-42150-000000	TRAFFIC FINES	750,000		750,000	469,285	280,715	625,000	(155,715)	83.33%	62.57%
	101-1107-42151-000000	BUILDING CODE FINES	0		0	78	(78)	0	78	83.33%	0.00%
	101-1107-42152-000000	ALL OTHER FINES	17,000		17,000	16,273	727	14,167	2,106	83.33%	95.72%
	1107 Municipal Court		767,000	0	767,000	485,636	281,364	639,167	(153,530)	83.33%	63.32%
1108 BOARD OF CANVASSERS											
	101-1108-49130-000000	PROGRAM/OTHER INCOME	250		250	252	(2)	208	44	83.33%	100.88%
	1108 BOARD OF CANVASSERS		250	0	250	252	(2)	208	44	83.33%	100.88%
1109 CITY PLANNING COMMISSION											
	101-1109-42155-000000	CITY PLANNING	125,000		125,000	39,980	85,020	104,167	(64,187)	83.33%	31.98%
	101-1109-49130-000000	OTHER REVENUE	0		0	0	0	0	0	0.00%	0.00%
	101-1109-49400-000000	FEDERAL/STATE GRANTS	0		0	0	0	0	0	0.00%	0.00%
	1109 CITY PLANNING COMMISSION		125,000	0	125,000	39,980	85,020	104,167	(64,187)	83.33%	31.98%
1110 DEPT. OF ECONOMIC DEV.											
	101-1110-49400-000000	FEDERAL/STATE GRANTS	0		0	0	0	0	0	0.00%	0.00%
	1110 DEPT. OF ECONOMIC DEV.		0	0	0	0	0	0	0	0.00%	0.00%
1111 DEPARTMENT OF INSPECTIONS											
	101-1111-42160-000000	BUILDING PERMITS	1,600,000		1,600,000	1,073,328	526,672	1,333,333	(260,005)	83.33%	67.08%
	101-1111-42161-000000	PLUMBING PERMITS	360,000		360,000	337,124	22,876	300,000	37,124	83.33%	93.65%
	101-1111-42162-000000	ELECT INSPEC LIC	215,000		215,000	212,389	2,611	179,167	33,223	83.33%	98.79%
	101-1111-42163-000000	SIGNS - FEES ORD #86-16	0		0	0	0	0	0	0.00%	0.00%
	101-1111-42164-000000	INSPECTIONS - PHOTO COPIES	600		600	0	600	500	(500)	83.33%	0.00%
	101-1111-42165-000000	ZONING PERM. SIGN PERMIT FEE	30,000		30,000	12,735	17,265	25,000	(12,265)	83.33%	42.45%
	101-1111-42166-000000	CERTIFICATE OF OCCUPANCY	9,000		9,000	7,950	1,050	7,500	450	83.33%	88.33%
	101-1111-42167-000000	BLDG PERMIT-RADON SURCHARG	2,000		2,000	1,937	63	1,667	270	83.33%	96.84%
	101-1111-42168-000000	AMERICAN DISABILITIES ACT	105,000		105,000	128,250	(23,250)	87,500	40,750	83.33%	122.14%

City of Cranston
FY 25 4th QUARTER ACTUAL VS PROJECTED REVENUES-Cash Basis
For the period ending: April 30, 2025

5/16/25 4:06 PM

Fund	Account	Acc. Description	Approved Council Budget	Transfers To (From)	Adjusted Budget	Actuals	Remaining Uncollected Balance	Projected Rev. Through April 30, 2025	Over (Under) Projected Budget	Projected % of Budget	Actuals % of Budget
	101-1111-42169-000000	BUILDING BOARD OF APPEALS	75		75	475	(400)	63	413	83.33%	633.33%
	101-1111-42170-000000	RESEARCH FEE	0		0	0	0	0	0	83.33%	0.00%
	101-1111-42171-000000	INSPECTION FEE	1,600		1,600	450	1,150	1,333	(883)	83.33%	28.13%
	101-1111-42172-000000	ADMINISTRATIVE PENALTIES	40,000		40,000	6,717	33,283	33,333	(26,616)	83.33%	16.79%
	101-1111-42173-000000	ZONING CERTIFICATES	9,000		9,000	6,510	2,490	7,500	(990)	83.33%	72.33%
	101-1111-42175-000000	ZONING & ABANDONMENTS	25,000		25,000	14,400	10,600	20,833	(6,433)	83.33%	57.60%
	101-1111-42176-000000	SOLAR PERMITS	200,000		200,000	97,770	102,230	166,667	(68,896)	83.33%	48.89%
	1111 DEPARTMENT OF INSPECTIONS		2,597,275	0	2,597,275	1,900,036	697,239	2,164,396	(264,360)	83.33%	73.15%
1112 FINANCE											
	101-1112-49130-000000	OTHER REVENUE	15,750		15,750	40	15,710	13,125	(13,085)	83.33%	0.25%
	101-1112-49140-000000	INTEREST INCOME	3,185,000		3,185,000	2,503,459	681,541	2,654,167	(150,707)	83.33%	78.60%
	1112 FINANCE		3,200,750	0	3,200,750	2,503,499	697,251	2,667,292	(163,792)	83.33%	78.22%
1114 DIVISION OF ASSESSMENTS											
	101-1114-42180-000000	RADIUS MAPS - ASSESSORS	10,000		10,000	11,525	(1,525)	8,333	3,192	83.33%	115.25%
	101-1114-49130-000000	OTHER REVENUE	0		0	0	0	0	0	83.33%	0.00%
	1114 DIVISION OF ASSESSMENTS		10,000	0	10,000	11,525	(1,525)	8,333	3,192	83.33%	115.25%
1115 DIV. OF CONTRACTS AND PURCH.											
	101-1115-42185-000000	FORFEIT CKS - BID PROPOSALS	0		0	0	0	0	0	83.33%	0.00%
	101-1115-42186-000000	SCRAP SALES	50,000		50,000	600	49,400	41,667	(41,067)	83.33%	1.20%
	101-1115-49130-000000	OTHER REVENUE	0		0	0	0	0	0	83.33%	0.00%
	1115 DIV. OF CONTRACTS AND PURCH		50,000	0	50,000	600	49,400	41,667	(41,067)	83.33%	1.20%
1116 DEPT.-INFORMATION TECHNOLOGY											
	101-1116-42190-000000	GIS REVENUES	0		0	0	0	0	0	0.00%	0.00%
	1116 DEPT.-INFORMATION TECHNOLO		0	0	0	0	0	0	0	0.00%	0.00%
1117 TREASURY AND COLLECTIONS											
	101-1117-42195-000000	TREASURY AND TAX COLLECTION	66,000		66,000	44,948	21,052	55,000	(10,052)	83.33%	68.10%
	101-1117-42196-000000	LEGAL FEES	185,000		185,000	96,225	88,775	154,167	(57,942)	83.33%	52.01%
	101-1117-42197-000000	TAX SALE REDEMPTIONS	12,000		12,000	7,800	4,200	10,000	(2,200)	83.33%	65.00%
	101-1117-49110-000000	CASH OVERAGE	1,000		1,000	(2,663)	3,663	833	(3,497)	83.33%	-266.34%
	101-1117-49120-000000	CASH SHORTAGE	(1,000)		(1,000)	(5,632)	4,632	(833)	(4,798)	83.33%	563.16%
	101-1117-49125-000000	NSF FEES	750		750	580	170	625	(45)	83.33%	77.33%
	1117 TREASURY AND COLLECTIONS		263,750	0	263,750	141,258	122,492	219,792	(78,533)	83.33%	53.56%
1200 FIRE											
	101-1200-43100-000000	GAS PETROLEUM PERMITS	10,000		10,000	1,425	8,575	8,333	(6,908)	83.33%	14.25%
	101-1200-43101-000000	REMOVAL HAZARDOUS TANKS	1,000		1,000	450	550	833	(383)	83.33%	45.00%
	101-1200-43102-000000	FIRE DETECTION NEW HOMES	45,000		45,000	33,858	11,142	37,500	(3,642)	83.33%	75.24%
	101-1200-43103-000000	PLAN REVIEW APPLICATION-COM	100,000		100,000	84,243	15,757	83,333	910	83.33%	84.24%
	101-1200-43104-000000	FIRE INSP - AUTO BODY SHOPS	200		200	0	200	167	(167)	83.33%	0.00%
	101-1200-43105-000000	FIRE USES CHARGES	0		0	0	0	0	0	83.33%	0.00%
	101-1200-43106-000000	FIRE INSPECTION - FIREWORKS	0		0	0	0	0	0	83.33%	0.00%
	101-1200-43107-000000	FIRE INSP - EMERGENCY PLANNING	1,500		1,500	0	1,500	1,250	(1,250)	83.33%	0.00%
	101-1200-43108-000000	SMOKE/CO	50,000		50,000	24,300	25,700	41,667	(17,367)	83.33%	48.60%
	101-1200-43900-000000	REIMBURSE FOR FALSE ALARMS	0		0	0	0	0	0	0.00%	0.00%
	101-1200-49400-000000	FEDERAL/STATE GRANTS	1,075,000		1,075,000	1,207,561	(132,561)	895,833	311,727	83.33%	112.33%
	101-1200-49410-000000	FEMA REIMBURSEMENT	0		0	0	0	0	0	83.33%	0.00%
	1200 1200 FIRE		1,282,700	0	1,282,700	1,351,837	(69,137)	1,068,917	282,920	83.33%	105.39%

City of Cranston
FY 25 4th QUARTER ACTUAL VS PROJECTED REVENUES-Cash Basis
For the period ending: April 30, 2025

5/16/25 4:06 PM

Fund Account	Acc. Description	Approved Council Budget	Transfers To (From)	Adjusted Budget	Actuals	Remaining Uncollected Balance	Projected Rev. Through April 30, 2025	Over (Under) Projected Budget	Projected % of Budget	Actuals % of Budget
1202 POLICE										
101-1202-43200-000000	POLICE - FINGERPRINTS	2,500		2,500	1,753	747	2,083	(330)	83.33%	70.12%
101-1202-43201-000000	PHOTOSTAT FEE POLICE DEPT	15,000		15,000	7,296	7,704	12,500	(5,204)	83.33%	48.64%
101-1202-43202-000000	POLICE DETAIL CARS	900,000		900,000	408,718	491,282	750,000	(341,282)	83.33%	45.41%
101-1202-43203-000000	APPLICATIONS-GAMES OF CHANC	500		500	390	110	417	(27)	83.33%	78.00%
101-1202-43204-000000	ADMIN FEE-OUTSIDE DETAILS	250,000		250,000	124,901	125,099	208,333	(83,432)	83.33%	49.96%
101-1202-43900-000000	REIMBURSE FOR FALSE ALARMS	55,000		55,000	22,750	32,250	45,833	(23,083)	83.33%	41.36%
101-1202-44500-000000	VIN VERIFICATION	515,000		515,000	455,198	59,802	429,167	26,031	83.33%	88.39%
101-1202-49130-000000	OTHER REVENUE	54,000		54,000	89,892	(35,892)	45,000	44,892	83.33%	166.47%
101-1202-49400-000000	FEDERAL/STATE GRANTS	250,000		250,000	234,825	15,175	208,333	26,491	83.33%	93.93%
101-1202-49403-000000	TRAINING CENTER RENTAL	0		0	0	0	0	0	0.00%	0.00%
1202 POLICE		2,042,000	0	2,042,000	1,345,723	696,277	1,701,667	(355,944)	83.33%	65.90%
1203 ANIMAL CONTROL OFFICERS										
101-1203-43300-000000	ANIMAL SHELTER IMPOUND FEES	2,500		2,500	4,179	(1,679)	2,083	2,096	83.33%	167.16%
1203 ANIMAL CONTROL OFFICERS		2,500	0	2,500	4,179	(1,679)	2,083	2,096	83.33%	167.16%
1300 DEPARTMENT OF PUBLIC WORKS										
101-1300-44101-000000	STREET OPENING PERMIT REVEN	75,000		75,000	60,450	14,550	62,500	(2,050)	83.33%	80.60%
101-1300-44200-000000	PUBLIC WORKS HIGHWAY MISC	0		0	0	0	0	0	0.00%	0.00%
101-1300-49410-000000	FEMA REIMBURSEMENT	0		0	0	0	0	0	0.00%	0.00%
1300 1300 DEPARTMENT OF PUBLIC W		75,000	0	75,000	60,450	14,550	62,500	(2,050)	83.33%	80.60%
1301 PUBLIC SAFETY										
101-1301-49130-000000	OTHER REVENUE	3,500		3,500	0	3,500	2,917	(2,917)	83.33%	0.00%
1301 PUBLIC SAFETY		3,500	0	3,500	0	3,500	2,917	(2,917)	83.33%	0.00%
1302 DIVISION OF HIGHWAY MAINTENANCE										
101-1302-44200-000000	PUBLIC WORKS HIGHWAY MISC	180,000		180,000	199,581	(19,581)	150,000	49,581	83.33%	110.88%
1302 DIVISION OF HIGHWAY MAINTENANCE		180,000	0	180,000	199,581	(19,581)	150,000	49,581	83.33%	110.88%
1303 DIVISION OF ENGINEERING										
101-1303-44300-000000	INSPECTION FEE SUB-DIVISIONS	6,500		6,500	12,000	(5,500)	5,417	6,583	83.33%	184.62%
1303 1303 DIVISION OF ENGINEERING		6,500	0	6,500	12,000	(5,500)	5,417	6,583	83.33%	184.62%
1305 CARE OF TREES										
101-1305-49400-000000	FEDERAL/STATE GRANTS	0		0	0	0	0	0	0.00%	0.00%
1305 1305 CARE OF TREES		0	0	0	0	0	0	0	0.00%	0.00%
1306 REFUSE REMOVAL & DISPOSAL										
101-1306-44401-000000	HAULER LICENSE FEES	3,500		3,500	2,550	950	2,917	(367)	83.33%	72.86%
101-1306-44402-000000	WASTE BAGS REVENUE	75,000		75,000	57,200	17,800	62,500	(5,300)	83.33%	76.27%
101-1306-44403-000000	SCHOOL REFUSE REVENUE	115,000		115,000	65,483	49,517	95,833	(30,350)	83.33%	56.94%
101-1306-44404-000000	RECYCLE REBATE REV.	0		0	0	0	0	0	83.33%	0.00%
101-1306-44405-000000	REFUSE MISCELL. REVENUES	1,000		1,000	7,730	(6,730)	833	6,896	83.33%	772.97%
101-1306-49400-000000	FEDERAL/STATE GRANTS	0		0	0	0	0	0	0.00%	0.00%
1306 REFUSE REMOVAL & DISPOSAL		194,500	0	194,500	132,963	61,537	162,083	(29,120)	83.33%	68.36%
1307 FLEET MANAGEMENT										

City of Cranston
FY 25 4th QUARTER ACTUAL VS PROJECTED REVENUES-Cash Basis
For the period ending: April 30, 2025

5/16/25 4:06 PM

Fund	Account	Acc. Description	Approved Council Budget	Transfers To (From)	Adjusted Budget	Actuals	Remaining Uncollected Balance	Projected Rev. Through April 30, 2025	Over (Under) Projected Budget	Projected % of Budget	Actuals % of Budget
	101-1307-44500-000000	VIN VERIFICATION	0		0	0	0	0	0	0.00%	0.00%
		1307 FLEET MANAGEMENT	0	0	0	0	0	0	0	0.00%	0.00%
		1400 DEPT OF PARKS AND RECREATION									
	101-1400-45000-000000	PARKS AND RECREATION RECEIF	450,000		450,000	210,231	239,769	375,000	(164,769)	83.33%	46.72%
		1400 DEPT OF PARKS AND RECREATIC	450,000	0	450,000	210,231	239,769	375,000	(164,769)	83.33%	46.72%
		1500 PUBLIC LIBRARIES									
	101-1500-46100-000000	PUBLIC LIBRARIES	65,712		65,712	34,181	31,531	54,760	(20,579)	83.33%	52.02%
	101-1500-46200-000000	STATE AID LIBRARIES	775,345		775,345	605,957	169,388	581,509	24,448	75.00%	78.15%
		1500 PUBLIC LIBRARIES	841,057	0	841,057	640,138	200,919	636,269	3,869	75.65%	76.11%
		1600 SENIOR SVS - ADMINISTRATION									
	101-1600-47160-000000	SENIOR SERVICES ADMINISTRATI	39,500		39,500	13,676	25,824	32,917	(19,240)	83.33%	34.62%
		1600 Senior Services-Administration	39,500	0	39,500	13,676	25,824	32,917	(19,240)	83.33%	34.62%
		1601 SENIOR SERVICES - PROGRAMS									
	101-1601-47100-000000	SENIOR SERVICES PROGRAMS	22,000		22,000	992	21,008	18,333	(17,342)	83.33%	90.02%
	101-1601-47100-160101	SENIOR SERVICES PROGRAMS	0		0	2,402	(2,402)	0	2,402		
	101-1601-47100-160102	SENIOR SERVICES PROGRAMS	0		0	348	(348)	0	348		
	101-1601-47100-160103	SENIOR SERVICES PROGRAMS	0		0	3,110	(3,110)	0	3,110		
	101-1601-47100-160106	SENIOR SERVICES PROGRAMS	0		0	706	(706)	0	706		
	101-1601-47100-160108	SENIOR SERVICES PROGRAMS	0		0	0	0	0	0		
	101-1601-47100-160109	SENIOR SERVICES PROGRAMS	0		0	2,159	(2,159)	0	2,159		
	101-1601-47100-160111	SENIOR SERVICES PROGRAMS	0		0	0	0	0	0		
	101-1601-47100-160112	SENIOR SERVICES PROGRAMS	0		0	2,412	(2,412)	0	2,412		
	101-1601-47100-160113	SENIOR SERVICES PROGRAMS	0		0	430	(430)	0	430		
	101-1601-47100-160114	SENIOR SERVICES PROGRAMS	0		0	130	(130)	0	130		
	101-1601-47100-160116	SENIOR SERVICES PROGRAMS	0		0	606	(606)	0	606		
	101-1601-47100-160117	SENIOR SERVICES PROGRAMS	0		0	2,403	(2,403)	0	2,403		
	101-1601-47100-160118	SENIOR SERVICES PROGRAMS	0		0	777	(777)	0	777		
	101-1601-47100-160120	SENIOR SERVICES PROGRAMS	0		0	1,890	(1,890)	0	1,890		
	101-1601-47100-160121	SENIOR SERVICES PROGRAMS	0		0	1,441	(1,441)	0	1,441		
	101-1601-47100-160122	SENIOR SERVICES PROGRAMS	0		0	0	0	0	0		
		1601 SENIOR SERVICES - PROGRAMS	22,000	0	22,000	19,805	2,195	18,333	1,472	83.33%	90.02%
		1602 SENIOR SVS - ADLT DAY CARE									
	101-1602-47110-000000	SENIOR SERVICES ADULT DAY CA	310,000		310,000	4,703	305,297	258,333	(253,630)	83.33%	72.13%
	101-1602-47110-160201	SENIOR SERVICES ADULT DAY CA	0		0	83,915	(83,915)	0	83,915		
	101-1602-47110-160202	SENIOR SERVICES ADULT DAY CA	0		0	0	0	0	0		
	101-1602-47110-160203	SENIOR SERVICES ADULT DAY CA	0		0	134,988	(134,988)	0	134,988		
		1602 SENIOR SVS - ADLT DAY CARE	310,000	0	310,000	223,606	86,394	258,333	(34,727)	83.33%	72.13%
		1603 SENIOR SVS - SOCIAL SERVICES									
	101-1603-47120-000000	SENIOR SERVICES SOCIAL SERVI	75,500		75,500	30,272	45,228	62,917	(32,645)	83.33%	60.50%
	101-1603-47120-160301	SENIOR SERVICES SOCIAL SERVI	0		0	15,409	(15,409)	0	15,409		
		1603 SENIOR SVS - SOCIAL SERVICES	75,500	0	75,500	45,680	29,820	62,917	(17,236)	83.33%	60.50%
		1604 SENIOR SERVICES - TRANSVAN									
	101-1604-47130-000000	SENIOR SERVICES TRANSVAN	35,787		35,787	13,253	22,534	29,823	(16,569)	83.33%	61.87%

City of Cranston
FY 25 4th QUARTER ACTUAL VS PROJECTED REVENUES-Cash Basis
For the period ending: April 30, 2025

5/16/25 4:06 PM

Fund	Account	Acc. Description	Approved Council Budget	Transfers To (From)	Adjusted Budget	Actuals	Remaining Uncollected Balance	Projected Rev. Through April 30, 2025	Over (Under) Projected Budget	Projected % of Budget	Actuals % of Budget
	101-1604-47130-160401	SENIOR SERVICES TRANSVAN	0		0	8,889	(8,889)	0	8,889		
		1604 SENIOR SERVICES - TRANSVAN	35,787	0	35,787	22,142	13,645	29,823	(7,680)	83.33%	61.87%
		1605 SENIOR SERVICES - NUTRITION									
	101-1605-47140-000000	SENIOR SERVICES NUTRITION	112,098		112,098	0	112,098	93,415	(93,415)	83.33%	89.36%
	101-1605-47140-160502	SENIOR SERVICES NUTRITION	0		0	49,038	(49,038)	0	49,038		
	101-1605-47140-160503	SENIOR SERVICES NUTRITION	0		0	24,525	(24,525)	0	24,525		
	101-1605-47140-160504	SENIOR SERVICES NUTRITION	0		0	0	0	0	0		
	101-1605-47140-160505	SENIOR SERVICES NUTRITION	0		0	0	0	0	0		
	101-1605-47140-160506	SENIOR SERVICES NUTRITION	0		0	268	(268)	0	268		
	101-1605-47140-160507	SENIOR SERVICES NUTRITION	0		0	20,893	(20,893)	0	20,893		
	101-1605-47140-160508	SENIOR SERVICES NUTRITION	0		0	5,441	(5,441)	0	5,441		
		1605 Senior Services-Nutrition	112,098	0	112,098	100,165	11,933	93,415	6,750	83.33%	89.36%
		1606 SENIOR SERVICES - RSVP									
	101-1606-47150-000000	SENIOR SERVICES RSVP	75,000		75,000	67,516	7,484	62,500	5,016	83.33%	90%
		1606 SENIOR SERVICES - RSVP	75,000	0	75,000	67,516	7,484	62,500	5,016	83.33%	90%
		1800 SCHOOL SYSTEM									
	101-1800-48500-000000	STATE OF RI-SCHOOL AID	75,642,250		75,642,250	64,800,980	10,841,270	63,035,208	1,765,772	83.33%	85.67%
	101-1800-48501-000000	SCHOOL MISCELLANEOUS	2,525,000		2,525,000	1,977,662	547,338	2,104,167	(126,504)	83.33%	78.32%
	101-1800-48502-000000	SCHOOL FEDERAL MEDICAID	2,575,000		2,575,000	1,269,295	1,305,705	2,145,833	(876,539)	83.33%	49.29%
		1800 SCHOOL SYSTEM	80,742,250	0	80,742,250	68,047,937	12,694,313	67,285,208	762,729	83.33%	84.28%
		1902 HARBOR MASTER									
	101-1902-49130-000000	PROGRAM/OTHER INCOME	6,000		6,000	4,570	1,430	4,500	70	75.00%	76.17%
		1902 HARBOR MASTER	6,000	0	6,000	4,570	1,430	4,500	70	75.00%	76.17%
All			323,650,414	0	323,650,414	303,928,394	19,722,020	294,743,037	9,185,358	91.07%	93.91%
					242,908,164	235,880,457					
		102 BUDGET STABILIZATION FUND									
	102-0000-46110-000000	TRANSFER FROM OTHER FUNDS	0	0	0	0	0	0	0	0.00%	0.00%
	102-0000-49140-000000	INTEREST INCOME	0	0	0	131,299	(131,299)	0	131,299	0.00%	0.00%
	102-0000-49140-100001	INTEREST INCOME-COVID COUNT	0	0	0	16,033	(16,033)	0	16,033	0.00%	0.00%
	102-0000-49400-100001	FEDERAL/STATE GRANTS	0	0	0	5,597,684	(5,597,684)	0	5,597,684	0.00%	0.00%
			0	0	0	5,745,016	(5,745,016)	0	5,745,016	0.00%	0.00%
		103 HOSPITAL STABILIZATION FUND									
	103-0000-49130-000000	OTHER REVENUE	0	0	0	0	0	0	0	0.00%	0.00%
	103-0000-49140-000000	INTEREST INCOME	0	0	0	20	(20)	0	20	0.00%	0.00%
			0	0	0	20	(20)	0	20	0.00%	0.00%
		104 SNOW AND ICE INSURANCE FUND									
	104-0000-49140-000000	INTEREST INCOME	0		0	9,786	(9,786)	0	9,786	0.00%	0.00%
			0	0	0	9,786	(9,786)	0	9,786	0.00%	0.00%
		105 PUBLIC FACILITES MGMT. FOUND.									
	105-0000-49140-000000	INTEREST INCOME	0		0	569	(569)	0	569	0.00%	0.00%
			0	0	0	569	(569)	0	569	0.00%	0.00%

City of Cranston
FY 25 4th QUARTER ACTUAL VS PROJECTED REVENUES-Cash Basis
For the period ending: April 30, 2025

5/16/25 4:06 PM

For the period ending: April 30, 2025			Approved Council Budget	Transfers To (From)	Adjusted Budget	Actuals	Remaining Uncollected Balance	Projected Rev. Through April 30, 2025	Over (Under) Projected Budget	Projected % of Budget	Actuals % of Budget
Fund	Account	Acc. Description									
106 JUVENILE HEARING BOARD											
	106-0000-49140-000000	INTEREST INCOME	0		0	226	(226)	0	226	0.00%	0.00%
			0	0	0	226	(226)	0	226	0.00%	0.00%
107 LIBRARY RESERVE											
	107-0000-42157-150001	FEDERAL GRANT	0	0	0	0	0	0	0	0.00%	0.00%
	107-0000-49130-000000	OTHER REVENUE	0	0	0	0	0	0	0	0.00%	0.00%
	107-0000-49140-000000	INTEREST INCOME	0	0	0	389	(389)	0	389	0.00%	0.00%
	107-0000-49500-000000	TRANSFER FROM OTHER FUNDS	0	0	0	0	0	0	0	0.00%	0.00%
			0	0	0	389	(389)	0	389	0.00%	0.00%
110 NON-PUBLIC SAFETY GRANT											
	110-0000-49400-000000	FEDERAL/STATE GRANTS-PLANNI	0	0	0	77,130	(77,130)	0	77,130	0.00%	0.00%
	110-0000-49400-110100	FEDERAL/STATE GRANTS-EXEC.	0	0	0	65,303	(65,303)	0	65,303	0.00%	0.00%
	110-1116-49400-000000	FEDERAL/STATE GRANTS-IT	0	0	0	4,151	(4,151)	0	4,151	0.00%	0.00%
			0	0	0	146,584	(146,584)	0	146,584	0.00%	0.00%
380 ICE RINK FUND											
	380-3800-49130-000000	OTHER REVENUE	700,000	0	700,000	625,136	74,864	0	625,136	0.00%	89.31%
	380-3800-49140-000000	INTEREST INCOME	24,000	0	24,000	19,505	4,495	0	19,505	0.00%	81.27%
	380-3800-49400-100000	FEDERAL/STATE GRANTS	0	0	0	0	0	0	0	0.00%	0.00%
			724,000	0	724,000	644,641	79,359	0	644,641	0.00%	89.04%
402 FIRE-GRANTS/DONATIONS											
	402-4020-49130-000000	OTHER REVENUE	0	0	0	8,985	(8,985)	0	8,985	0.00%	0.00%
	402-4020-49140-000000	INTEREST INCOME	0	0	0	2,362	(2,362)	0	2,362	0.00%	0.00%
	402-4020-49400-000000	FEDERAL/STATE GRANTS	0	0	0	44,304	(44,304)	0	44,304	0.00%	0.00%
			0	0	0	55,651	(55,651)	0	55,651	0.00%	0.00%
GASB 54 Total			324,374,414	0	324,374,414	309,886,634	13,989,723	294,743,037	15,641,655	90.87%	95.53%
						5,958,240					
Reportable Government Services						241,838,697					
404 SPECIAL FIRE DUTY											
	404-4040-49130-000000	OTHER REVENUE	0	0	0	31,842	(31,842)	0	31,842	0.00%	0.00%
	404-4040-49140-000000	INTEREST INCOME	0	0	0	139	(139)	0	139	0.00%	0.00%
			0	0	0	31,980	(31,980)	0	31,980	0.00%	0.00%
457 SPECIAL POLICE DUTY											
	457-4570-49130-000000	OTHER REVENUE	0	0	0	2,363,202	(2,363,202)	0	2,363,202	0.00%	0.00%
	457-4570-49140-000000	INTEREST INCOME	0	0	0	47,353	(47,353)	0	47,353	0.00%	0.00%
			0	0	0	2,410,555	(2,410,555)	0	2,410,555	0.00%	0.00%

City of Cranston
FY 25 4th QUARTER ACTUAL VS PROJECTED REVENUES-Cash Basis
For the period ending: April 30, 2025

5/16/25 4:06 PM

Fund	Account	Acc. Description	Approved Council Budget	Transfers To (From)	Adjusted Budget	Actuals	Remaining Uncollected Balance	Projected Rev. Through April 30, 2025	Over (Under) Projected Budget	Projected % of Budget	Actuals % of Budget
700	7000	CDBG									
	700-7000-42156-000000	CDBG-PROGRAM INCOME	160,000		160,000	463,159	(303,159)	133,333	329,825	83.33%	289.47%
	700-7000-42157-000000	CDBG - FEDERAL AWARD	1,277,152		1,277,152	362,081	915,071	1,064,293	(702,212)	83.33%	28.35%
	700-7000-42157-100000	CDBG - FEDERAL AWARD COVID	0		0	1,631	(1,631)	0	1,631	83.33%	0.00%
	7000	CDBG	1,437,152	0	1,437,152	826,870	610,282	1,197,627	(370,757)	83.33%	57.54%
						(486,476)					
						340,395					
Total Reportable Government Services			1,437,152	0	1,437,152	2,782,930	(1,832,253)	1,197,627	2,071,779	83.33%	193.64%
Grand Total			325,811,566	0	325,811,566	312,669,564	12,157,469	295,940,663	17,713,433	90.83%	95.97%
						244,621,627					
701	7010	WIA-JOB DEVELOPMENT									
	701-7010-49130-000000	OTHER REVENUE	418,824		418,824	198,430	220,394	349,020	(150,590)	83.33%	47.38%
	701-7010-49140-000000	INTEREST INCOME	0		0	318	(318)	0	318	83.33%	0.00%
	7010	WIA-JOB DEVELOPMENT	418,824	0	418,824	198,748	220,076	349,020	(150,272)	83.33%	47.45%
750	7500	CLAIMS COMMITTEE									
	750-7500-49140-000000	INTEREST INCOME	0		0	23,639	(23,639)	0	23,639	83.33%	0.00%
	750-7500-49500-000000	TRANSFERS FROM OTHER FUNDS	0		0	0	0	0	0	83.33%	0.00%
	750-7500-49531-000000	CLAIMS INCOME	0		0	4,730	(4,730)	0	4,730	83.33%	0.00%
	750-7500-49532-000000	CONTRIBUTION - GENERAL FUND	1,000,000		1,000,000	750,000	250,000	750,000	0	75.00%	75.00%
	7500	CLAIMS COMMITTEE	1,000,000	0	1,000,000	778,369	221,631	750,000	28,369	75.00%	77.84%
800	8000	SEWER ENTERPRISE FUND									
	800-8000-41400-000000	PRE-TREATMENT CHARGES	667,000		667,000	769,042	(102,042)	667,000	102,042	100.00%	115.30%
	800-8000-41401-000000	INTEREST - PRETREATMENT	0		0	0	0	0	0	83.33%	0.00%
	800-8000-41404-000000	SEWER SYSTEM CONNECTION FE	10,000		10,000	163,490	(153,490)	8,333	155,156	83.33%	1634.90%
	800-8000-41405-000000	PASTORE COMPLEX SEWER FEE	1,049,000		1,049,000	0	1,049,000	874,167	(874,167)	83.33%	0.00%
	800-8000-41406-000000	BIOSOLIDS MANAGEMENT REVEN	900,000		900,000	170,390	729,610	750,000	(579,610)	83.33%	18.93%
	800-8000-41407-000000	USFOS FGR LOAN REPAYMENT	123,387		123,387	102,822	20,565	102,823	(0)	83.33%	83.33%
	800-8000-41408-000000	FPL EFFLUENT	1,100,000		1,100,000	926,077	173,923	916,667	9,410	83.33%	84.19%
	800-8000-41409-000000	GREASE DISPOSAL FEES	50,000		50,000	146,062	(96,062)	41,667	104,396	83.33%	292.12%
	800-8000-41460-000000	SEWER REVENUE	18,063,906		18,063,906	18,221,141	(157,235)	18,063,906	157,235	100.00%	100.87%
	800-8000-41810-000000	INTEREST & PENAL ON SEW ASSI	200,000		200,000	274,416	(74,416)	166,667	107,750	83.33%	137.21%
	800-8000-49140-000000	INTEREST INCOME	700,000		700,000	1,227,263	(527,263)	4,738	1,222,526	83.33%	175.32%
	800-8000-49410-120001	FEMA REIMBURSEMENT	0		0	0	0	0	0	0.00%	0.00%
	3402	Sewer	22,863,293	0	22,863,293	22,000,703	862,590	21,595,966	404,737	94.46%	96.23%
GRAND TOTAL			350,093,683	0	350,093,683	328,377,725	21,715,958	318,635,649	9,742,076	91.01%	93.80%

FY 25 4th QUARTER ACTUAL VS PROJECTED EXPENDITURES-Cash Basis

For the period ending:

April 30, 2025

Fund	Dept.	Acc. Description	Approved Council Budget	Transfers To (From)	Available Balance	Encumb.	Actual	Un-Encumb. Balance	Projected Exp. Through April 30, 2025	Over (Under) Projected Budget	Projected % of Budget	Actual w/encum % of Budget
101	1101	EXECUTIVE										
	101-1101-51100-000000	SALARY SCHEDULE	422,333	(2,500)	419,833	0	342,846	76,987	339,096	3,750	80.77%	81.66%
	101-1101-51200-000000	PART-TIME HELP	0		-	0	4,815	(4,815)	-	4,815	80.77%	0.00%
	101-1101-51300-000000	PAYROLL TAXES	32,732		32,732	0	26,045	6,687	26,437	(393)	80.77%	79.57%
	101-1101-51301-000000	PENSION CONTRIBUTION	31,923		31,923	0	27,805	4,118	25,784	2,021	80.77%	87.10%
	101-1101-51302-000000	HOSPITALIZATION	71,125		71,125	0	56,723	14,402	57,447	(724)	80.77%	79.75%
	101-1101-51303-000000	HOSPITALIZATION BUYBAI	2,535		2,535	0	2,535	0	2,535	(0)	100.00%	99.98%
	101-1101-51304-000000	GROUP LIFE INSURANCE	1,152		1,152	0	864	288	960	(96)	83.33%	75.00%
	101-1101-52000-000000	OFFICE SUPPLIES AND EX	10,500		10,500	0	11,237	(737)	8,750	2,487	83.33%	107.01%
	101-1101-52001-000000	PRINTING AND DUPLICATI	2,000		2,000	0	1,988	12	1,667	321	83.33%	99.40%
	101-1101-52110-000000	CONTINGENCY	0		-	0	0	-	-	-	83.33%	0.00%
	101-1101-52111-000000	DUES	0		-	0	0	-	-	-	83.33%	0.00%
	101-1101-52112-000000	DUES-RI LG OF CITIES ANI	40,131		40,131	0	40,131	-	40,131	-	100.00%	100.00%
	101-1101-52113-000000	ORDERS OF MAYOR	6,500	2,500	9,000	0	10,762	(1,762)	7,500	3,262	83.33%	119.58%
	101-1101-52114-000000	PUBLIC OBSERVANCES &	2,000		2,000	0	2,866	(866)	1,667	1,199	83.33%	143.28%
	Total 1101 EXECUTIVE		622,931	-	622,931	-	528,615	94,316	511,974	16,641	82.19%	84.86%
	1102	CITY COUNCIL										
	101-1102-51100-000000	SALARY SCHEDULE	56,000		56,000	0	43,569	12,431	45,231	(1,661)	80.77%	77.80%
	101-1102-51300-000000	PAYROLL TAXES	6,212		6,212	0	5,065	1,147	5,017	47	80.77%	81.53%
	101-1102-51301-000000	PENSION CONTRIBUTION	604		604	0	335	269	488	(153)	80.77%	55.50%
	101-1102-51302-000000	HOSPITALIZATION	0		-	0	0	-	-	-	0.00%	0.00%
	101-1102-51304-000000	GROUP LIFE INSURANCE	0		-	0	0	-	-	-	0.00%	0.00%
	101-1102-52001-000000	PRINTING AND DUPLICATI	1,000		1,000	0	840	160	833	7	83.33%	84.00%
	101-1102-52004-000000	DEPARTMENTAL EXPENSE	29,000		29,000	8	43,630	(14,638)	24,167	19,471	83.33%	150.48%
	101-1102-52005-000000	AUDIT OF CITY BOOKS	95,000		95,000	0	80,255	14,745	79,167	1,088	83.33%	84.48%
	101-1102-52007-000000	ADVERTISING	12,000		12,000	7,192	5,153	(346)	10,000	2,346	83.33%	102.88%
	101-1102-52210-000000	CITY CODE	5,000		5,000	1,012	3,988	-	4,167	833	83.33%	100.00%
	101-1102-52211-000000	COUNCIL'S AUDITOR	29,720		29,720	0	24,767	4,953	24,767	(0)	83.33%	83.33%
	101-1102-52212-000000	COUNCIL'S LEGAL COUNS	42,000		42,000	0	31,500	10,500	35,000	(3,500)	83.33%	75.00%
	101-1102-52213-000000	STENOGRAPHIC	14,000		14,000	3,625	10,375	-	11,667	2,333	83.33%	100.00%
	101-1102-52214-000000	ORDERS OF THE COUNCIL	2,100		2,100	0	118	1,982	1,750	(1,632)	83.33%	5.60%
	101-1102-52216-000000	GRANT WRITER	48,000		48,000	0	36,000	12,000	40,000	(4,000)	83.33%	75.00%
	101-1102-52217-000000	VIDEO STREAMING	32,000		32,000	0	19,100	12,900	26,667	(7,567)	83.33%	59.69%
	101-1102-52218-000000	COUNCIL CONTINGENCY	0		-	0	0	-	-	-	83.33%	0.00%
	Total 1102 CITY COUNCIL		372,636	-	372,636	11,837	304,695	56,104	308,919	7,613	82.90%	84.94%
	1103	DEPARTMENT OF LAW										
	101-1103-51200-000000	PART-TIME HELP	15,000		15,000	0	11,169	3,831	12,115	(946)	80.77%	74.46%
	101-1103-51300-000000	PAYROLL TAXES	1,150		1,150	0	854	296	929	(74)	80.77%	74.30%
	101-1103-52000-000000	OFFICE SUPPLIES AND EX	700		700	0	545	155	583	(38)	83.33%	77.88%
	101-1103-52310-000000	ADMINISTRATIVE LEGAL E	7,500		7,500	0	2,733	4,767	6,250	(3,517)	83.33%	36.44%
	101-1103-52311-000000	CITY SOLICITORS' FEES	214,000		214,000	0	173,996	40,004	178,333	(4,337)	83.33%	81.31%
	101-1103-52313-000000	OUTSIDE LEGAL SERVICE	350,000		350,000	0	353,861	(3,861)	291,667	62,194	83.33%	101.10%
	101-1103-52314-000000	SETTLEMENTS	0		-	0	0	-	-	-	83.33%	0.00%
	Total 1103 DEPARTMENT		588,350	-	588,350	0	543,159	45,191	489,878	53,281	83.26%	92.32%
	1104	DEPARTMENT OF PERSONNEL										
	101-1104-51100-000000	SALARY SCHEDULE	135,329		135,329	0	109,262	26,067	109,304	(42)	80.77%	80.74%
	101-1104-51200-000000	PART-TIME HELP	30,000		30,000	0	38,944	(8,944)	24,231	14,713	80.77%	129.81%
	101-1104-51300-000000	PAYROLL TAXES	10,756		10,756	0	11,171	(415)	8,688	2,483	80.77%	103.86%
	101-1104-51301-000000	PENSION CONTRIBUTION	13,614		13,614	0	11,669	1,945	10,996	673	80.77%	85.71%
	101-1104-51302-000000	HOSPITALIZATION	13,712		13,712	0	10,362	3,350	11,075	(713)	80.77%	75.57%

FY 25 4th QUARTER ACTUAL VS PROJECTED EXPENDITURES-Cash Basis
For the period ending: April 30, 2025

Fund	Dept.	Acc. Description	Approved Council Budget	Transfers To (From)	Available Balance	Encumb.	Actual	Un-Encumb. Balance	Projected Exp. Through April 30, 2025	Over (Under) Projected Budget	Projected % of Budget	Actual w/encum % of Budget
101-1104-51303-000000		HOSPITALIZATION BUYBAI	5,301		5,301	0	5,069	232	5,301	(232)	100.00%	95.62%
101-1104-51304-000000		GROUP LIFE INSURANCE	384		384	0	288	96	310	(22)	80.77%	75.00%
101-1104-52000-000000		OFFICE SUPPLIES AND EX	300		300	0	41	259	250	(209)	83.33%	13.80%
101-1104-52004-000000		DEPARTMENTAL EXPENSE	1,000		1,000	0	2,778	(1,778)	833	1,945	83.33%	277.85%
101-1104-52410-000000		DRUG AND ALCOHOL TES	5,500		5,500	0	4,099	1,401	4,583	(485)	83.33%	74.52%
101-1104-52411-000000		EMPLOYEE ASSISTANCE F	5,000		5,000	0	8,538	(3,538)	4,167	4,371	83.33%	170.75%
Total 1104 DEPARTMENT			220,896	-	220,896	0	202,222	18,674	179,738	22,484	81.37%	91.55%
1105 CITY CLERK												
101-1105-51100-000000		SALARY SCHEDULE	350,708		350,708	0	281,054	69,654	283,264	(2,210)	80.77%	80.14%
101-1105-51101-000000		OVERTIME	5,000		5,000	0	3,270	1,730	4,038	(768)	80.77%	65.40%
101-1105-51104-000000		DIFFERENTIAL	0		-	0	0	-	-	-	80.77%	0.00%
101-1105-51107-000000		EXTRA VACATION AFTER	2,821		2,821	0	1,526	1,295	2,821	(1,295)	100.00%	54.09%
101-1105-51203-000000		CLERICAL ASSISTANCE	40,000		40,000	0	35,078	4,922	32,308	2,770	80.77%	87.69%
101-1105-51300-000000		PAYROLL TAXES	27,800		27,800	0	24,287	3,513	22,454	1,833	80.77%	87.36%
101-1105-51301-000000		PENSION CONTRIBUTION	48,834		48,834	0	40,416	8,418	39,443	973	80.77%	82.76%
101-1105-51302-000000		HOSPITALIZATION	46,837		46,837	0	37,077	9,760	37,830	(753)	80.77%	79.16%
101-1105-51303-000000		HOSPITALIZATION BUYBAI	5,200		5,200	0	5,200	-	5,200	-	100.00%	100.00%
101-1105-51304-000000		GROUP LIFE INSURANCE	1,152		1,152	0	864	288	960	(96)	83.33%	75.00%
101-1105-52004-000000		DEPARTMENTAL EXPENSE	17,647		17,647	2,264	11,980	3,402	14,706	(461)	83.33%	80.72%
101-1105-52251-000000		DOG LICENSES & CENSUS	800		800	0	516	284	667	(151)	83.33%	64.45%
101-1105-52252-000000		LICENSE ADVERTISING	3,000		3,000	0	3,852	(852)	2,500	1,352	83.33%	128.41%
101-1105-52253-000000		PHOTOSTATIC OPERATIO	5,000		5,000	0	3,123	1,877	4,167	(1,044)	83.33%	62.46%
101-1105-52254-000000		PROBATE ADVERTISING	14,000		14,000	10,233	3,767	-	11,667	2,333	83.33%	100.00%
101-1105-52255-000000		RI CERTIFIED VITALS	0		-	0	1,115	(1,115)	-	1,115	83.33%	0.00%
101-1105-52256-000000		RI FISH & GAME LICENSES	0		-	0	0	-	-	-	83.33%	0.00%
101-1105-52257-000000		RI MARRIAGE LICENSES	0		-	0	0	-	-	-	83.33%	0.00%
101-1105-52258-000000		RI-REAL ESTATE TAX	0		-	0	62	(62)	-	62	83.33%	0.00%
101-1105-52259-000000		ZONE CHANGE	1,000		1,000	0	4,629	(3,629)	833	3,795	83.33%	462.87%
101-1105-52260-000000		MUNICIPAL CODE RECODI	25,000		25,000	0	25,000	-	20,833	4,167	83.33%	100.00%
Total 1105 CITY CLERK			594,799	-	594,799	12,498	482,816	99,486	483,690	11,623	81.32%	83.27%
1106 PROBATE COURT												
101-1106-51100-000000		SALARY SCHEDULE	17,500		17,500	0	14,135	3,365	14,135	0	80.77%	80.77%
101-1106-51300-000000		PAYROLL TAXES	1,339		1,339	0	1,081	258	1,082	(0)	80.77%	80.75%
101-1106-52004-000000		DEPARTMENTAL EXPENSE	0		-	0	0	-	-	-	0.00%	0.00%
Total 1106 PROBATE CO			18,839	-	18,839	0	15,216	3,623	15,216	(0)	80.77%	80.77%
1107 MUNICIPAL COUR												
101-1107-51100-000000		SALARY SCHEDULE	137,193		137,193	0	109,444	27,749	110,810	(1,365)	80.77%	79.77%
101-1107-51101-000000		OVERTIME	0		-	0	0	-	-	-	80.77%	0.00%
101-1107-51104-000000		DIFFERENTIAL	7,500		7,500	0	10,961	(3,461)	-	10,961	0.00%	146.15%
101-1107-51200-000000		PART-TIME HELP	40,000		40,000	0	34,915	5,085	32,308	2,607	80.77%	87.29%
101-1107-51300-000000		PAYROLL TAXES	10,572		10,572	0	11,635	(1,063)	8,539	3,096	80.77%	110.06%
101-1107-51301-000000		PENSION CONTRIBUTION	13,341		13,341	0	11,250	2,091	10,775	475	80.77%	84.33%
101-1107-51302-000000		HOSPITALIZATION	21,547		21,547	0	17,056	4,491	17,403	(347)	80.77%	79.16%
101-1107-51303-000000		HOSPITALIZATION BUYBAI	1,000		1,000	0	1,000	-	808	192	80.77%	100.00%
101-1107-51304-000000		GROUP LIFE INSURANCE	384		384	0	288	96	320	(32)	83.33%	75.00%
101-1107-52000-000000		OFFICE SUPPLIES AND EX	2,100		2,100	0	1,060	1,040	1,750	(690)	83.33%	50.47%
101-1107-52004-000000		DEPARTMENTAL EXPENSE	45,000		45,000	0	43,134	1,866	37,500	5,634	83.33%	95.85%
101-1107-52510-000000		ADVANCED PAYMENT ST.	45,000		45,000	0	52,487	(7,487)	37,500	14,987	83.33%	116.64%
Total 1107 MUNICIPAL CI			323,637	-	323,637	0	293,232	30,405	257,713	35,519	79.63%	90.61%

FY 25 4th QUARTER ACTUAL VS PROJECTED EXPENDITURES-Cash Basis

For the period ending: April 30, 2025

Fund	Dept.	Acc. Description	Approved Council Budget	Transfers To (From)	Available Balance	Encumb.	Actual	Un-Encumb. Balance	Projected Exp. Through April 30, 2025	Over (Under) Projected Budget	Projected % of Budget	Actual w/encum % of Budget
1108 BOARD OF CANVASSERS												
101-1108-51100-000000		SALARY SCHEDULE	241,317		241,317	0	195,004	46,313	194,910	94	80.77%	80.81%
101-1108-51101-000000		OVERTIME	15,000		15,000	0	10,364	4,636	12,115	(1,752)	80.77%	69.09%
101-1108-51200-000000		PART-TIME HELP	0		-	0	0	-	-	-	80.77%	0.00%
101-1108-51300-000000		PAYROLL TAXES	18,673		18,673	0	19,635	(962)	15,082	4,553	80.77%	105.15%
101-1108-51301-000000		PENSION CONTRIBUTION	34,500		34,500	0	29,525	4,975	27,865	1,660	80.77%	85.58%
101-1108-51302-000000		HOSPITALIZATION	72,297		72,297	0	49,064	23,233	58,394	(9,330)	80.77%	67.86%
101-1108-51303-000000		HOSPITALIZATION BUYBA	2,767		2,767	0	2,767	0	2,767	(0)	100.00%	99.99%
101-1108-51304-000000		GROUP LIFE INSURANCE	768		768	0	576	192	640	(64)	83.33%	75.00%
101-1108-52000-000000		OFFICE SUPPLIES AND EX	1,000		1,000	0	913	87	833	80	83.33%	91.31%
101-1108-52014-000000		MAINTENANCE CONTRACT	175		175	0	200	(25)	146	54	83.33%	114.23%
101-1108-52015-000000		EDUCATION PROGRAM	400		400	0	469	(69)	333	136	83.33%	117.25%
101-1108-52610-000000		ELECTIONS	225,000		225,000	960	229,920	(5,880)	168,750	62,130	75.00%	102.61%
101-1108-52611-000000		DIRECTION OF ELECTIONS	6,000		6,000	0	0	6,000	4,500	(4,500)	75.00%	0.00%
_Total_1108 BOARD OF CA			617,897	-	617,897	960	538,437	78,500	486,336	53,061	78.71%	87.30%
1109 CITY PLANNING COMMISSION												
101-1109-51100-000000		SALARY SCHEDULE	359,519		359,519	0	250,950	108,569	290,381	(39,431)	80.77%	69.80%
101-1109-51101-000000		OVERTIME	5,000		5,000	0	393	4,607	4,038	(3,645)	80.77%	7.87%
101-1109-51107-000000		EXTRA VACATION AFTER	0		-	0	0	-	-	-	0.00%	0.00%
101-1109-51200-000000		PART-TIME HELP	5,000		5,000	0	2,927	2,073	4,038	(1,112)	80.77%	58.54%
101-1109-51300-000000		PAYROLL TAXES	27,516		27,516	0	20,993	6,523	22,224	(1,231)	80.77%	76.30%
101-1109-51301-000000		PENSION CONTRIBUTION	39,750		39,750	0	27,734	12,016	32,106	(4,372)	80.77%	69.77%
101-1109-51302-000000		HOSPITALIZATION	99,426		99,426	0	43,444	55,982	80,306	(36,861)	80.77%	43.70%
101-1109-51303-000000		HOSPITALIZATION BUYBA	0		-	0	917	(917)	-	917	0.00%	0.00%
101-1109-51304-000000		GROUP LIFE INSURANCE	960		960	0	640	320	800	(160)	83.33%	66.67%
101-1109-52001-000000		PRINTING AND DUPLICATI	250		250	0	0	250	208	(208)	83.33%	0.00%
101-1109-52004-000000		DEPARTMENTAL EXPENSE	1,500		1,500	0	367	1,133	1,250	(883)	83.33%	24.45%
101-1109-52015-000000		EDUCATION PROGRAM	3,000		3,000	0	3,979	(979)	2,500	1,479	83.33%	132.63%
101-1109-52019-000000		FEDERAL GRANTS	0		-	0	0	-	-	-	83.33%	0.00%
101-1109-52710-000000		PUBLIC HEARINGS	1,250		1,250	0	1,188	62	1,042	146	83.33%	95.03%
101-1109-52711-000000		COMPREHENSIVE PLAN U	0		-	0	12,855	(12,855)	-	12,855	83.33%	0.00%
101-1109-52712-000000		FLOOD PLAIN MANAGEME	0		-	0	70	(70)	-	70	83.33%	0.00%
_Total_1109 CITY PLANNIN			543,171	-	543,171	0	366,456	176,715	438,894	(72,437)	80.80%	67.47%
1110 DIV. OF ECONOMIC DEVELOPMENT												
101-1110-51100-000000		SALARY SCHEDULE	81,201		81,201	0	65,574	15,627	65,585	(11)	80.77%	80.76%
101-1110-51101-000000		OVERTIME	0		-	0	0	-	-	-	0.00%	0.00%
101-1110-51104-000000		DIFFERENTIAL	0		-	0	0	-	-	-	0.00%	0.00%
101-1110-51107-000000		EXTRA VACATION AFTER	0		-	0	0	-	-	-	0.00%	0.00%
101-1110-51300-000000		PAYROLL TAXES	6,212		6,212	0	4,532	1,680	5,017	(486)	80.77%	72.95%
101-1110-51301-000000		PENSION CONTRIBUTION	8,169		8,169	0	7,003	1,166	6,598	405	80.77%	85.73%
101-1110-51302-000000		HOSPITALIZATION	24,885		24,885	0	19,700	5,185	20,099	(400)	80.77%	79.16%
101-1110-51304-000000		GROUP LIFE INSURANCE	192		192	0	144	48	160	(16)	83.33%	75.00%
101-1110-52000-000000		OFFICE SUPPLIES AND EX	400		400	0	160	240	333	(173)	83.33%	40.11%
101-1110-52751-000000		CHAMBER OF COMMERCE	0		-	0	0	-	-	-	83.33%	0.00%
101-1110-52752-000000		MARKETING	1,000		1,000	0	893	107	833	60	83.33%	89.30%
101-1110-52753-000000		PROGRAM ACTIVITIES	500		500	0	200,000	(199,500)	417	199,583	83.33%	40000.00%
_Total_1110 DIV. OF ECON			122,559	-	122,559	0	298,007	(175,448)	99,044	198,963	80.81%	243.15%

FY 25 4th QUARTER ACTUAL VS PROJECTED EXPENDITURES-Cash Basis

For the period ending: April 30, 2025

Fund	Dept.	Acc. Description	Approved Council Budget	Transfers To (From)	Available Balance	Encumb.	Actual	Un-Encumb. Balance	Projected Exp. Through April 30, 2025	Over (Under) Projected Budget	Projected % of Budget	Actual w/encum % of Budget
1111 DEPARTMENT OF INSPECTIONS												
101-1111-51100-000000		SALARY SCHEDULE	759,008		759,008	0	546,205	212,803	613,045	(66,840)	80.77%	71.96%
101-1111-51101-000000		OVERTIME	1,500		1,500	0	3,423	(1,923)	1,212	2,211	80.77%	228.18%
101-1111-51107-000000		EXTRA VACATION AFTER	5,753		5,753	0	4,294	1,459	5,753	(1,459)	100.00%	74.65%
101-1111-51200-000000		PART-TIME HELP	0		-	0	18,780	(18,780)	-	18,780	80.77%	0.00%
101-1111-51300-000000		PAYROLL TAXES	58,657		58,657	0	48,098	10,559	47,377	721	80.77%	82.00%
101-1111-51301-000000		PENSION CONTRIBUTION	88,555		88,555	0	67,082	21,473	71,525	(4,443)	80.77%	75.75%
101-1111-51302-000000		HOSPITALIZATION	161,675		161,675	0	93,262	68,413	130,584	(37,322)	80.77%	57.68%
101-1111-51303-000000		HOSPITALIZATION BUYBAI	2,000		2,000	0	3,000	(1,000)	2,000	1,000	100.00%	150.00%
101-1111-51304-000000		GROUP LIFE INSURANCE	1,920		1,920	0	1,424	496	1,600	(176)	83.33%	74.17%
101-1111-52000-000000		OFFICE SUPPLIES AND EX	3,000		3,000	0	1,566	1,434	2,500	(934)	83.33%	52.19%
101-1111-52004-000000		DEPARTMENTAL EXPENSE	30,000		30,000	0	7,548	22,452	25,000	(17,452)	83.33%	25.16%
101-1111-52012-000000		GASOLINE & OIL	8,000		8,000	0	4,835	3,165	6,667	(1,832)	83.33%	60.44%
101-1111-52015-000000		EDUCATION PROGRAM	1,000		1,000	0	825	175	833	(8)	83.33%	82.50%
101-1111-52018-000000		REPLACEMENT VEHICLES	0		-	0	0	-	-	-	0.00%	0.00%
101-1111-52810-000000		AMER DISABILITIES ACT E	105,000		105,000	0	118,359	(13,359)	87,500	30,859	83.33%	112.72%
101-1111-52811-000000		EXPENSES - ZONING BOAI	9,000		9,000	0	2,446	6,554	7,500	(5,054)	83.33%	27.18%
101-1111-52812-000000		RADON EXPENSE	2,000		2,000	0	1,990	10	1,667	324	83.33%	99.51%
Total 1111 DEPARTMENT			1,237,068	-	1,237,068	-	923,137	313,931	1,004,762	(81,625)	81.22%	74.62%
1112 FINANCE												
101-1112-51100-000000		SALARY SCHEDULE	208,632		208,632	0	168,507	40,125	168,510	(3)	80.77%	80.77%
101-1112-51101-000000		OVERTIME	3,000		3,000	0	304	2,696	-	304	0.00%	10.15%
101-1112-51104-000000		DIFFERENTIAL	10,000		10,000	0	6,780	3,220	8,077	(1,297)	80.77%	67.80%
101-1112-51107-000000		EXTRA VACATION AFTER	0		-	0	0	-	-	-	0.00%	0.00%
101-1112-51108-000000		SEVERANCE	150,000		150,000	0	251,397	(101,397)	125,000	126,397	83.33%	167.60%
101-1112-51300-000000		PAYROLL TAXES	15,960		15,960	0	12,224	3,736	12,891	(666)	80.77%	76.59%
101-1112-51301-000000		PENSION CONTRIBUTION	22,078		22,078	0	18,564	3,514	17,832	732	80.77%	84.09%
101-1112-51302-000000		HOSPITALIZATION	51,427		51,427	0	36,061	15,366	41,537	(5,476)	80.77%	70.12%
101-1112-51303-000000		HOSPITALIZATION BUYBAI	0		-	0	250	(250)	-	250	0.00%	0.00%
101-1112-51304-000000		GROUP LIFE INSURANCE	384		384	0	288	96	320	(32)	83.33%	75.00%
101-1112-51403-000000		UNEMPLOYMENT COMPEI	10,000		10,000	0	37,485	(27,485)	8,333	29,152	83.33%	374.85%
101-1112-51407-000000		CONTRIBUTION TO INSUR.	1,000,000		1,000,000	0	750,000	250,000	750,000	-	75.00%	75.00%
101-1112-52000-000000		OFFICE SUPPLIES AND EX	800		800	0	96	704	667	(571)	83.33%	12.00%
101-1112-52004-000000		DEPARTMENTAL EXPENSE	15,000		15,000	0	3,425	11,575	12,500	(9,075)	83.33%	22.83%
101-1112-52900-000000		BANK CHARGES	500		500	0	3,933	(3,433)	417	3,516	83.33%	786.60%
Total 1112 FINANCE			1,487,781	-	1,487,781	0	1,289,315	198,466	1,146,084	143,231	77.03%	86.66%
1113 CITY CONTROLLER'S OFFICE												
101-1113-51100-000000		SALARY SCHEDULE	427,818		427,818	0	341,946	85,872	345,545	(3,599)	80.77%	79.93%
101-1113-51101-000000		OVERTIME	10,000		10,000	0	20,919	(10,919)	8,077	12,843	80.77%	209.19%
101-1113-51104-000000		DIFFERENTIAL	14,650		14,650	0	7,360	7,290	11,833	(4,473)	80.77%	50.24%
101-1113-51107-000000		EXTRA VACATION AFTER	3,700		3,700	0	3,699	1	3,700	(1)	100.00%	99.98%
101-1113-51300-000000		PAYROLL TAXES	34,212		34,212	0	27,439	6,773	27,633	(193)	80.77%	80.20%
101-1113-51301-000000		PENSION CONTRIBUTION	62,013		62,013	0	49,405	12,608	50,087	(682)	80.77%	79.67%
101-1113-51302-000000		HOSPITALIZATION	52,717		52,717	0	42,529	10,188	42,579	(50)	80.77%	80.68%
101-1113-51303-000000		HOSPITALIZATION BUYBAI	15,700		15,700	0	14,850	850	15,700	(850)	100.00%	94.59%
101-1113-51304-000000		GROUP LIFE INSURANCE	960		960	0	720	240	800	(80)	83.33%	75.00%
101-1113-52000-000000		OFFICE SUPPLIES AND EX	1,000		1,000	0	101	899	833	(733)	83.33%	10.07%
101-1113-52004-000000		DEPARTMENTAL EXPENSE	2,500		2,500	0	1,375	1,125	2,083	(708)	83.33%	55.01%
Total 1113 CITY CONTR			625,270	-	625,270	0	510,345	114,925	508,871	1,474	81.38%	81.62%
1114 DIVISION OF ASSESSMENTS												

FY 25 4th QUARTER ACTUAL VS PROJECTED EXPENDITURES-Cash Basis

For the period ending: April 30, 2025

Fund	Dept.	Acc. Description	Approved Council Budget	Transfers To (From)	Available Balance	Encumb.	Actual	Un-Encumb. Balance	Projected Exp. Through April 30, 2025	Over (Under) Projected Budget	Projected % of Budget	Actual w/encum % of Budget
101-1114-51100-000000		SALARY SCHEDULE	339,983		339,983	0	274,589	65,394	274,602	(12)	80.77%	80.77%
101-1114-51101-000000		OVERTIME	5,000		5,000	0	582	4,418	-	582	0.00%	11.63%
101-1114-51104-000000		DIFFERENTIAL	5,883		5,883	0	4,039	1,844	4,752	(713)	80.77%	68.65%
101-1114-51107-000000		EXTRA VACATION AFTER	1,956		1,956	0	1,066	890	1,956	(890)	100.00%	54.51%
101-1114-51300-000000		PAYROLL TAXES	26,582		26,582	0	21,149	5,433	21,470	(321)	80.77%	79.56%
101-1114-51301-000000		PENSION CONTRIBUTION	45,149		45,149	0	37,854	7,295	36,467	1,387	80.77%	83.84%
101-1114-51302-000000		HOSPITALIZATION	74,934		74,934	0	51,910	23,024	60,524	(8,613)	80.77%	69.27%
101-1114-51303-000000		HOSPITALIZATION BUYBA	5,533		5,533	0	7,233	(1,700)	-	7,233	0.00%	130.73%
101-1114-51304-000000		GROUP LIFE INSURANCE	960		960	0	720	240	800	(80)	83.33%	75.00%
101-1114-52000-000000		OFFICE SUPPLIES AND EX	1,200		1,200	287	704	208	1,000	(8)	83.33%	82.65%
101-1114-52004-000000		DEPARTMENTAL EXPENSE	31,000		31,000	0	32,583	(1,583)	25,833	6,750	83.33%	105.11%
101-1114-52910-000000		STATE REVALUATION	0		-	0	121,856	(121,856)	-	121,856	0.00%	0.00%
Total 1114 DIVISION OF A			538,180	-	538,180	287	554,285	(16,392)	427,403	127,170	79.42%	103.05%
1115 DIV. OF CONTRACTS AND PURCH.												
101-1115-51100-000000		SALARY SCHEDULE	154,789		154,789	0	126,483	28,306	125,022	1,462	80.77%	81.71%
101-1115-51101-000000		OVERTIME	7,000		7,000	0	7,492	(492)	5,654	1,838	80.77%	107.02%
101-1115-51104-000000		DIFFERENTIAL	0		-	0	0	-	-	-	80.77%	0.00%
101-1115-51107-000000		EXTRA VACATION AFTER	2,047		2,047	0	2,047	1	2,047	(1)	100.00%	99.98%
101-1115-51300-000000		PAYROLL TAXES	11,998		11,998	0	10,431	1,567	9,691	740	80.77%	86.94%
101-1115-51301-000000		PENSION CONTRIBUTION	21,872		21,872	0	18,822	3,050	17,666	1,157	80.77%	86.06%
101-1115-51302-000000		HOSPITALIZATION	49,226		49,226	0	39,686	9,540	39,759	(73)	80.77%	80.62%
101-1115-51304-000000		GROUP LIFE INSURANCE	384		384	0	288	96	320	(32)	83.33%	75.00%
101-1115-52000-000000		OFFICE SUPPLIES AND EX	1,000		1,000	394	356	250	833	(83)	83.33%	75.00%
101-1115-52004-000000		DEPARTMENTAL EXPENSE	2,000		2,000	315	(2,937)	4,622	1,667	(4,289)	83.33%	-131.10%
101-1115-52007-000000		ADVERTISING	2,000		2,000	444	1,056	500	1,667	(167)	83.33%	75.00%
Total 1115 DIV. OF CONT			252,316	-	252,316	1,152	203,726	47,438	204,325	552	80.98%	81.20%
1116 DEPT.-INFORMATION TECHNOLOGY												
101-1116-51100-000000		SALARY SCHEDULE	215,787		215,787	0	177,929	37,858	174,290	3,640	80.77%	82.46%
101-1116-51101-000000		OVERTIME	2,000		2,000	0	1,870	130	1,615	255	80.77%	93.50%
101-1116-51104-000000		DIFFERENTIAL	57,000		57,000	0	38,471	18,529	46,038	(7,568)	80.77%	67.49%
101-1116-51107-000000		EXTRA VACATION AFTER	2,972		2,972	0	0	2,972	2,972	(2,972)	100.00%	0.00%
101-1116-51200-000000		PART-TIME HELP	0		-	0	0	-	-	-	0.00%	0.00%
101-1116-51300-000000		PAYROLL TAXES	16,735		16,735	0	16,028	707	13,517	2,511	80.77%	95.77%
101-1116-51301-000000		PENSION CONTRIBUTION	31,827		31,827	0	30,923	904	25,706	5,216	80.77%	97.16%
101-1116-51302-000000		HOSPITALIZATION	61,852		61,852	0	49,701	12,151	49,957	(256)	80.77%	80.36%
101-1116-51303-000000		HOSPITALIZATION BUYBA	0		-	0	500	(500)	-	500	100.00%	0.00%
101-1116-51304-000000		GROUP LIFE INSURANCE	576		576	0	432	144	480	(48)	83.33%	75.00%
101-1116-52002-000000		SUPPLIES	33,000		33,000	12,916	20,084	-	27,500	5,500	83.33%	100.00%
101-1116-52004-000000		DEPARTMENTAL EXPENSE	1,000		1,000	0	758	243	833	(76)	83.33%	75.75%
101-1116-52016-000000		PROFESSIONAL SERVICE	104,000		104,000	26,195	77,805	-	86,667	17,333	83.33%	100.00%
101-1116-52017-000000		EQUIPMENT	50,000		50,000	1,502	48,498	-	41,667	8,333	83.33%	100.00%
101-1116-52931-000000		COMPUTER MAINT. & FEE	575,000		575,000	304,766	268,687	1,547	479,167	94,286	83.33%	99.73%
101-1116-52932-000000		SYSTEM UPGRADES	50,000		50,000	40,786	9,214	-	41,667	8,333	83.33%	100.00%
101-1116-52933-000000		TECHNOLOGY UPGRADES	75,000		75,000	26,738	172,731	(124,469)	62,500	136,969	83.33%	265.96%
101-1116-52934-000000		TELEPHONE	147,000		147,000	0	113,837	33,163	122,500	(8,663)	83.33%	77.44%
Total 1116 DEPT.-INFORM			1,423,749	-	1,423,749	412,902	1,027,467	(16,621)	1,177,076	263,294	82.67%	101.17%

FY 25 4th QUARTER ACTUAL VS PROJECTED EXPENDITURES-Cash Basis
For the period ending: April 30, 2025

Fund	Dept.	Acc. Description	Approved Council Budget	Transfers To (From)	Available Balance	Encumb.	Actual	Un-Encumb. Balance	Projected Exp. Through April 30, 2025	Over (Under) Projected Budget	Projected % of Budget	Actual w/encum % of Budget
1117 TREASURY AND COLLECTIONS												
101-1117-51100-000000		SALARY SCHEDULE	310,275		310,275	0	251,579	58,696	250,607	972	80.77%	81.08%
101-1117-51101-000000		OVERTIME	5,000		5,000	0	7,482	(2,482)	4,038	3,444	80.77%	149.65%
101-1117-51104-000000		DIFFERENTIAL	18,901		18,901	0	12,865	6,036	15,266	(2,402)	80.77%	68.06%
101-1117-51107-000000		EXTRA VACATION AFTER	3,063		3,063	0	3,369	(306)	3,063	306	100.00%	109.99%
101-1117-51203-000000		CLERICAL ASSISTANCE	3,000		3,000	0	888	2,113	2,423	(1,536)	80.77%	29.58%
101-1117-51300-000000		PAYROLL TAXES	23,970		23,970	0	20,393	3,577	19,360	1,033	80.77%	85.08%
101-1117-51301-000000		PENSION CONTRIBUTION	41,933		41,933	0	36,122	5,811	33,869	2,253	80.77%	86.14%
101-1117-51302-000000		HOSPITALIZATION	97,874		97,874	0	79,458	18,416	79,052	405	80.77%	81.18%
101-1117-51303-000000		HOSPITALIZATION BUYBA	0		-	0	0	-	-	-	0.00%	0.00%
101-1117-51304-000000		GROUP LIFE INSURANCE	960		960	0	720	240	800	(80)	83.33%	75.00%
101-1117-52000-000000		OFFICE SUPPLIES AND EX	4,000		4,000	500	6,748	(3,248)	3,333	3,915	83.33%	181.21%
101-1117-52004-000000		DEPARTMENTAL EXPENSE	30,000		30,000	0	5,806	24,194	25,000	(19,194)	83.33%	19.35%
101-1117-52006-000000		EQUIPMENT REPAIRS	0		-	0	0	-	-	-	83.33%	0.00%
101-1117-52016-000000		PROFESSIONAL SERVICES	48,000		48,000	0	55,505	(7,505)	40,000	15,505	83.33%	115.64%
101-1117-52941-000000		POSTAGE	90,000		90,000	0	50,021	39,979	75,000	(24,979)	83.33%	55.58%
Total 1117 TREASURY AI			676,976	-	676,976	500	530,955	145,521	551,812	(20,357)	81.51%	78.50%
1200 FIRE												
101-1200-51100-000000		SALARY SCHEDULE	16,184,022		16,184,022	0	12,818,324	3,365,698	13,071,710	(253,386)	80.77%	79.20%
101-1200-51101-000000		OVERTIME	4,250,000		4,250,000	0	4,804,488	(554,488)	3,432,692	1,371,796	80.77%	113.05%
101-1200-51104-000000		DIFFERENTIAL	160,000		160,000	0	113,997	46,003	129,231	(15,234)	80.77%	71.25%
101-1200-51105-000000		LEGAL HOLIDAY PAY	1,545,911		1,545,911	0	1,178,732	367,179	1,248,620	(69,889)	80.77%	76.25%
101-1200-51106-000000		LONGEVITY	1,746,132		1,746,132	0	1,845,362	(99,230)	1,746,132	99,230	100.00%	105.68%
101-1200-51107-000000		EXTRA VACATION AFTER	0		-	0	1,119	(1,119)	-	1,119	0.00%	0.00%
101-1200-51108-000000		SEVERANCE	500,000		500,000	0	954,960	(454,960)	403,846	551,114	80.77%	190.99%
101-1200-51200-000000		PART-TIME HELP	0		-	0	0	-	-	-	80.77%	0.00%
101-1200-51300-000000		PAYROLL TAXES	358,407		358,407	0	373,353	(14,946)	289,483	83,870	80.77%	104.17%
101-1200-51301-000000		PENSION CONTRIBUTION	2,168,667		2,168,667	0	1,962,130	206,537	1,751,616	210,515	80.77%	90.48%
101-1200-51302-000000		HOSPITALIZATION	4,994,460		4,994,460	0	3,955,859	1,038,601	4,033,987	(78,127)	80.77%	79.20%
101-1200-51304-000000		GROUP LIFE INSURANCE	49,152		49,152	0	35,788	13,364	40,960	(5,172)	83.33%	72.81%
101-1200-51305-000000		ANNUITY	436,378		436,378	0	332,493	103,885	363,648	(31,155)	83.33%	76.19%
101-1200-51306-000000		LEGAL SERVICES FUND	6,000		6,000	0	6,000	-	6,000	-	100.00%	100.00%
101-1200-51400-000000		NORMAL COST-CITY PENS	53,593		53,593	0	53,593	-	53,593	-	100.00%	100.00%
101-1200-51405-000000		UNIFORMS	150,000		150,000	129,235	21,807	(1,042)	125,000	26,042	83.33%	100.69%
101-1200-51406-000000		UNIFORM CLEANING ALLC	278,000		278,000	0	262,533	15,467	231,667	30,867	83.33%	94.44%
101-1200-52000-000000		OFFICE SUPPLIES AND EX	8,500		8,500	0	7,522	978	7,083	439	83.33%	88.50%
101-1200-52004-000000		DEPARTMENTAL EXPENSE	24,000		24,000	0	21,447	2,553	20,000	1,447	83.33%	89.36%
101-1200-52006-000000		EQUIPMENT REPAIRS	300,000		300,000	12,541	263,127	24,332	250,000	25,668	83.33%	91.89%
101-1200-52012-000000		GASOLINE & OIL	270,000		270,000	54,253	199,739	16,008	225,000	28,992	83.33%	94.07%
101-1200-52018-000000		REPLACEMENT VEHICLES	250,000		250,000	77,000	77,000	96,000	187,500	(33,500)	75.00%	61.60%
101-1200-53010-000000		DEFENSE CIVIL PREP. DIV	2,000		2,000	0	705	1,295	1,667	(962)	83.33%	35.24%
101-1200-53011-000000		EDUC. PROGRAM (FIRE PF	9,000		9,000	0	7,718	1,282	7,500	218	83.33%	85.75%
101-1200-53012-000000		FIRE FIGHTING EQT.	44,000		44,000	0	40,070	3,930	36,667	3,403	83.33%	91.07%
101-1200-53013-000000		HAZARDOUS MATERIALS	25,000		25,000	10,500	14,512	(12)	20,833	4,178	83.33%	100.05%
101-1200-53014-000000		HOME LAND SECURITY EX	0		-	0	0	-	-	-	83.33%	0.00%
101-1200-53015-000000		HOUSEKEEPING	16,000		16,000	0	16,302	(302)	13,333	2,968	83.33%	101.88%
101-1200-53016-000000		LAUNDRY	20,000		20,000	0	20,899	(899)	16,667	4,233	83.33%	104.50%
101-1200-53017-000000		MEDICAL SUPPLIES	170,000		170,000	4,032	114,457	51,511	141,667	(23,178)	83.33%	69.70%
101-1200-53018-000000		OTHER EQUIPMENT	35,000		35,000	791	31,804	2,405	29,167	3,428	83.33%	93.13%
101-1200-53019-000000		PROTECTIVE EQUIP.(CLO	125,000		125,000	0	105,583	19,417	104,167	1,416	83.33%	84.47%
101-1200-53020-000000		RENTAL OF HYDRANTS	1,275,000		1,275,000	310,662	919,503	44,835	1,062,500	167,665	83.33%	96.48%
101-1200-53021-000000		TIRES & TUBES	55,000		55,000	0	42,475	12,525	45,833	(3,358)	83.33%	77.23%

FY 25 4th QUARTER ACTUAL VS PROJECTED EXPENDITURES-Cash Basis
For the period ending: April 30, 2025

Fund	Dept.	Acc. Description	Approved Council Budget	Transfers To (From)	Available Balance	Encumb.	Actual	Un-Encumb. Balance	Projected Exp. Through April 30, 2025	Over (Under) Projected Budget	Projected % of Budget	Actual w/encum % of Budget
101-1200-53500-000000		IOD RETIREES	20,000		20,000	0	21,680	(1,680)	16,667	5,013	83.33%	108.40%
101-1200-53502-000000		GRANT MATCH FUNDS	0		-	0	0	-	-	-	83.33%	0.00%
101-1200-53503-000000		INJURED ON DUTY - BLUE	200,000		200,000	0	184,973	15,027	166,667	18,306	83.33%	92.49%
101-1200-53504-000000		PHYSICAL EXAMS	74,200		74,200	1,375	5,926	66,899	61,833	(54,532)	83.33%	9.84%
101-1200-53506-000000		TRAINING PROGRAM	40,000		40,000	2,293	34,431	3,275	33,333	3,391	83.33%	91.81%
101-1200-53507-000000		CITY CLAIMS	0		-	0	0	-	-	-	83.33%	0.00%
		Total 1200 FIRE	35,843,422	-	35,843,422	602,681	30,850,412	4,390,328	29,376,268	2,076,826	81.96%	87.75%
1201 FIRE ALARM												
101-1201-52004-000000		DEPARTMENTAL EXPENSE	3,000		3,000	495	2,465	40	2,500	460	83.33%	98.65%
101-1201-53110-000000		CABLE MAINTENANCE ANI	8,000		8,000	6,991	1,009	-	6,667	1,333	83.33%	100.00%
101-1201-53111-000000		COMPUTER MAINT AND RI	130,000		130,000	15,971	114,029	-	108,333	21,667	83.33%	100.00%
101-1201-53112-000000		RADIO MAINTENANCE	40,000		40,000	6,374	33,626	-	33,333	6,667	83.33%	100.00%
101-1201-53113-000000		TRAFFIC SIGNAL REPAIRS	50,000		50,000	7,885	37,635	4,480	41,667	3,853	83.33%	91.04%
101-1201-53114-000000		UPKEEP OF CONSOLE	35,000		35,000	1,747	33,221	32	29,167	5,801	83.33%	99.91%
101-1201-53501-000000		ELECTRICAL EQUIP. REPA	2,000		2,000	1,574	(5,594)	6,020	1,667	(5,687)	83.33%	-201.02%
		Total 1201 FIRE ALARM	268,000	-	268,000	41,036	216,391	10,574	223,333	34,093	83.33%	96.05%
1202 POLICE												
101-1202-51100-000000		SALARY SCHEDULE	13,390,102		13,390,102	0	10,882,723	2,507,379	10,815,082	67,641	80.77%	81.27%
101-1202-51101-000000		OVERTIME	1,500,000		1,500,000	0	1,900,890	(400,890)	1,211,538	689,351	80.77%	126.73%
101-1202-51102-000000		SPECIAL DUTY	191,000		191,000	0	470,283	(279,283)	154,269	316,014	80.77%	246.22%
101-1202-51104-000000		DIFFERENTIAL	15,000		15,000	0	12,321	2,679	12,115	205	80.77%	82.14%
101-1202-51105-000000		LEGAL HOLIDAY PAY	1,258,910		1,258,910	0	1,065,510	193,400	1,016,812	48,698	80.77%	84.64%
101-1202-51106-000000		LONGEVITY	1,570,590		1,570,590	0	1,544,760	25,830	1,570,590	(25,830)	100.00%	98.36%
101-1202-51107-000000		EXTRA VACATION AFTER	87,239		87,239	0	84,352	2,887	87,239	(2,887)	100.00%	96.69%
101-1202-51108-000000		SEVERANCE	200,000		200,000	0	109,518	90,482	161,538	(52,021)	80.77%	54.76%
101-1202-51118-000000		SCHOOL SAFETY INITIATI	106,000		106,000	0	98,280	7,720	85,615	12,665	80.77%	92.72%
101-1202-51200-000000		PART-TIME HELP	45,000		45,000	0	42,065	2,935	36,346	5,719	80.77%	93.48%
101-1202-51300-000000		PAYROLL TAXES	337,727		337,727	0	357,811	(20,084)	272,780	85,031	80.77%	105.95%
101-1202-51301-000000		PENSION CONTRIBUTION	2,884,129		2,884,129	0	2,615,394	268,735	2,329,489	285,905	80.77%	90.68%
101-1202-51302-000000		HOSPITALIZATION	3,620,139		3,620,139	0	2,836,600	783,539	2,923,958	(87,359)	80.77%	78.36%
101-1202-51303-000000		HOSPITALIZATION BUYBA	33,143		33,143	0	34,573	(1,430)	33,143	1,430	100.00%	104.31%
101-1202-51304-000000		GROUP LIFE INSURANCE	40,272		40,272	0	29,244	11,028	33,560	(4,316)	83.33%	72.62%
101-1202-51400-000000		NORMAL COST-CITY PENS	33,796		33,796	0	33,796	-	33,796	-	100.00%	100.00%
101-1202-51405-000000		UNIFORMS	120,000		120,000	6,587	100,918	12,495	100,000	7,505	83.33%	89.59%
101-1202-51406-000000		UNIFORM CLEANING ALLC	233,000		233,000	0	195,350	37,650	194,167	1,183	83.33%	83.84%
101-1202-52004-000000		DEPARTMENTAL EXPENSE	85,000		85,000	6,189	66,729	12,083	70,833	2,084	83.33%	85.79%
101-1202-52012-000000		GASOLINE & OIL	275,000		275,000	0	219,543	55,457	229,167	(9,624)	83.33%	79.83%
101-1202-52014-000000		MAINTENANCE CONTRAC	300,000		300,000	29,491	307,437	(36,928)	250,000	86,928	83.33%	112.31%
101-1202-52015-000000		EDUCATION PROGRAM	37,200		37,200	0	13,442	23,758	31,000	(17,558)	83.33%	36.13%
101-1202-53201-000000		AMMUNITION	60,000		60,000	4,633	55,267	101	50,000	9,900	83.33%	99.83%
101-1202-53202-000000		BCI	20,000		20,000	863	10,404	8,733	16,667	(5,400)	83.33%	56.33%
101-1202-53203-000000		CHILD CARE FINGERPRIN	5,000		5,000	0	3,520	1,480	4,167	(647)	83.33%	70.40%
101-1202-53204-000000		COMMUNITY POLICE	3,200		3,200	1,190	770	1,240	2,667	(707)	83.33%	61.25%
101-1202-53205-000000		COMPUTER EXPENSES	100,000		100,000	19,981	140,249	(60,230)	83,333	76,897	83.33%	160.23%
101-1202-53206-000000		CROSSING GUARDS	500,000		500,000	0	437,648	62,352	416,667	20,981	83.33%	87.53%
101-1202-53207-000000		EQUIPMENT - PERSONNEL	50,000		50,000	1,379	23,774	24,847	41,667	(16,514)	83.33%	50.31%
101-1202-53208-000000		PATROL	50,000		50,000	10,484	26,587	12,929	41,667	(4,596)	83.33%	74.14%
101-1202-53209-000000		RENT	1,397,686		1,397,686	0	1,253,614	144,072	1,164,738	88,876	83.33%	89.69%
101-1202-53210-000000		REPLACEMENT VEHICLES	488,000		488,000	399,699	145,794	(57,493)	406,667	138,827	83.33%	111.78%
101-1202-53211-000000		CIU EQUIPMENT/TECHNOL	20,000		20,000	0	15,133	4,867	16,667	(1,534)	83.33%	75.66%
101-1202-53212-000000		POLICE EXPLORER PROGI	5,000		5,000	0	0	5,000	4,167	(4,167)	83.33%	0.00%

FY 25 4th QUARTER ACTUAL VS PROJECTED EXPENDITURES-Cash Basis
For the period ending: April 30, 2025

Fund	Dept.	Acc. Description	Approved Council Budget	Transfers To (From)	Available Balance	Encumb.	Actual	Un-Encumb. Balance	Projected Exp. Through April 30, 2025	Over (Under) Projected Budget	Projected % of Budget	Actual w/encum % of Budget
101-1202-53500-000000		IOD RETIREES	10,000		10,000	0	5,420	4,580	8,333	(2,913)	83.33%	54.20%
101-1202-53501-000000		ELECTRICAL EQUIP. REPA	20,000		20,000	1,861	8,139	10,000	16,667	(6,667)	83.33%	50.00%
101-1202-53502-000000		GRANT MATCH FUNDS	0		-	0	0	-	-	-	83.33%	0.00%
101-1202-53503-000000		INJURED ON DUTY - BLUE	60,000		60,000	0	53,519	6,481	50,000	3,519	83.33%	89.20%
101-1202-53504-000000		PHYSICAL EXAMS	3,000		3,000	0	2,668	333	2,500	168	83.33%	88.92%
101-1202-53506-000000		TRAINING PROGRAM	35,000		35,000	1,425	33,575	-	29,167	5,833	83.33%	100.00%
101-1202-53507-000000		CITY CLAIMS	35,000		35,000	0	9,873	25,127	29,167	(19,294)	83.33%	28.21%
101-1202-56000-000000		ADMINISTRATION, PLANNI	15,000		15,000	8,697	777	5,526	12,500	(3,026)	83.33%	63.16%
101-1202-56004-000000		EMERGENCY SERVICE UN	7,500		7,500	0	8,279	(779)	6,250	2,029	83.33%	110.39%
		Total 1202 POLICE	29,247,633	-	29,247,633	492,478	25,256,546	3,498,609	24,056,694	1,692,330	82.25%	88.04%
1203 ANIMAL CONTROL												
101-1203-51100-000000		SALARY SCHEDULE	226,933		226,933	0	167,487	59,446	183,292	(15,805)	80.77%	73.80%
101-1203-51101-000000		OVERTIME	2,000		2,000	0	1,365	635	1,615	(251)	80.77%	68.24%
101-1203-51107-000000		EXTRA VACATION AFTER	0		-	0	0	-	-	-	0.00%	0.00%
101-1203-51200-000000		PART-TIME HELP	0		-	0	1,600	(1,600)	-	1,600	0.00%	0.00%
101-1203-51300-000000		PAYROLL TAXES	17,437		17,437	0	12,475	4,962	14,084	(1,609)	80.77%	71.54%
101-1203-51301-000000		PENSION CONTRIBUTION	26,750		26,750	0	19,947	6,803	21,606	(1,659)	80.77%	74.57%
101-1203-51302-000000		HOSPITALIZATION	48,090		48,090	0	43,456	4,634	38,842	4,614	80.77%	90.36%
101-1203-51303-000000		HOSPITALIZATION BUYBA	1,000		1,000	0	1,000	-	808	192	80.77%	100.00%
101-1203-51304-000000		GROUP LIFE INSURANCE	768		768	0	576	192	640	(64)	83.33%	75.00%
101-1203-52011-000000		UNIFORMS	2,300		2,300	1,075	997	228	1,917	155	83.33%	90.09%
101-1203-52017-000000		EQUIPMENT	1,000		1,000	0	1,326	(326)	833	493	83.33%	132.59%
101-1203-53301-000000		CARE OF ANIMALS	35,000		35,000	4,855	30,129	16	29,167	5,817	83.33%	99.95%
		Total 1203 ANIMAL CONT	361,278	-	361,278	5,930	280,358	74,990	292,803	(6,515)	81.05%	79.24%
1204 RESUCE FUND												
101-1204-53401-000000		PUBLIC FUND FOR RESCU	1,000,000		1,000,000	0	1,371,410	(371,410)	750,000	621,410	75.00%	137.14%
101-1204-53402-000000		BILLING EXPENSE	165,000		165,000	0	130,153	34,847	137,500	(7,347)	83.33%	78.88%
		Total 1204 RESUCE FUNI	1,165,000	-	1,165,000	0	1,501,563	(336,563)	887,500	614,063	76.18%	128.89%
1205 LONG TERM DEBT												
101-1205-51401-000000		POLICE PEN UNFUNDED L	9,303,043		9,303,043	0	8,708,507	594,536	7,752,536	955,971	83.33%	93.61%
101-1205-51402-000000		FIRE PENSION UNFUNDED	13,075,054		13,075,054	0	12,649,994	425,060	10,895,878	1,754,115	83.33%	96.75%
101-1205-53505-000000		RETIREE HEALTH/LIFE INS	5,491,321		5,491,321	0	4,118,491	1,372,830	4,118,491	-	75.00%	75.00%
		Total 1205 LONG TERM L	27,869,418	-	27,869,418	0	25,476,991	2,392,427	22,766,905	2,710,086	81.69%	91.42%
1300 DEPARTMENT OF PUBLIC WORKS												
101-1300-51100-000000		SALARY SCHEDULE	151,792		151,792	0	84,756	67,036	122,601	(37,845)	80.77%	55.84%
101-1300-51101-000000		OVERTIME	3,000		3,000	0	500	2,500	2,423	(1,923)	80.77%	16.67%
101-1300-51104-000000		DIFFERENTIAL	23,500		23,500	0	753	22,747	18,981	(18,228)	80.77%	3.20%
101-1300-51107-000000		EXTRA VACATION AFTER	1,489		1,489	0	1,459	30	1,489	(30)	100.00%	97.96%
101-1300-51200-000000		PART-TIME HELP	0		-	0	73,665	(73,665)	-	73,665	80.77%	0.00%
101-1300-51300-000000		PAYROLL TAXES	11,766		11,766	0	11,556	210	9,503	2,053	80.77%	98.22%
101-1300-51301-000000		PENSION CONTRIBUTION	21,781		21,781	0	13,791	7,990	17,592	(3,801)	80.77%	63.32%
101-1300-51302-000000		HOSPITALIZATION	43,537		43,537	0	27,297	16,240	35,165	(7,867)	80.77%	62.70%
101-1300-51303-000000		HOSPITALIZATION BUYBA	0		-	0	0	-	-	-	100.00%	0.00%
101-1300-51304-000000		GROUP LIFE INSURANCE	432		432	0	144	288	360	(216)	83.33%	33.33%
101-1300-52000-000000		OFFICE SUPPLIES AND EX	800		800	0	800	-	667	133	83.33%	100.00%
101-1300-52004-000000		DEPARTMENTAL EXPENSE	750		750	0	655	95	625	30	83.33%	87.33%
101-1300-52011-000000		UNIFORM ALLOWANCE	550		550	0	550	-	458	92	83.33%	100.00%
101-1300-52012-000000		GASOLINE & OIL	6,500		6,500	0	5,167	1,333	5,417	(250)	83.33%	79.49%
101-1300-54000-000000		LIGHTING STREETS	450,000		450,000	89,164	504,916	(144,079)	375,000	219,079	83.33%	132.02%

FY 25 4th QUARTER ACTUAL VS PROJECTED EXPENDITURES-Cash Basis
For the period ending: April 30, 2025

Fund	Dept.	Acc. Description	Approved Council Budget	Transfers To (From)	Available Balance	Encumb.	Actual	Un-Encumb. Balance	Projected Exp. Through April 30, 2025	Over (Under) Projected Budget	Projected % of Budget	Actual w/encum % of Budget
101-1300-54001-000000		PUBLIC WORKS FACILITY	90,000		90,000	0	76,434	13,566	75,000	1,434	83.33%	84.93%
101-1300-54002-000000		RODENT CONTROL PROGI	25,000		25,000	0	203,663	(178,663)	20,833	182,829	83.33%	814.65%
101-1300-54801-000000		COMMUNICATIONS	1,000		1,000	0	582	418	833	(251)	83.33%	58.20%
101-1300-54802-000000		SIDEWALK PROGRAM	130,000		130,000	0	134,377	(4,377)	108,333	26,044	83.33%	103.37%
Total 1300 DEPARTMENT			961,897	-	961,897	89,164	1,141,065	(268,332)	795,281	434,948	82.68%	127.90%
1301 PUBLIC SAFETY												
101-1301-51100-000000		SALARY SCHEDULE	103,079		103,079	0	83,256	19,823	83,256	0	80.77%	80.77%
101-1301-51101-000000		OVERTIME	0		-	0	0	-	-	-	80.77%	0.00%
101-1301-51107-000000		EXTRA VACATION AFTER	1,982		1,982	0	1,982	(0)	1,982	0	100.00%	100.01%
101-1301-51300-000000		PAYROLL TAXES	8,037		8,037	0	6,315	1,722	6,491	(176)	80.77%	78.57%
101-1301-51301-000000		PENSION CONTRIBUTION	14,610		14,610	0	12,317	2,293	11,800	517	80.77%	84.30%
101-1301-51302-000000		HOSPITALIZATION	11,867		11,867	0	9,623	2,244	9,585	39	80.77%	81.09%
101-1301-51304-000000		GROUP LIFE INSURANCE	192		192	0	144	48	160	(16)	83.33%	75.00%
101-1301-54103-000000		TRAFFIC SIGN MATERIALS	80,000		80,000	0	80,000	-	66,667	13,333	83.33%	100.00%
Total 1301 PUBLIC SAFE			219,767	-	219,767	0	193,638	26,129	179,941	13,696	81.88%	88.11%
1302 DIVISION OF HIGHWAY MAINTENANCE												
101-1302-51100-000000		SALARY SCHEDULE	2,001,940		2,001,940	0	1,447,273	554,667	1,616,952	(169,679)	80.77%	72.29%
101-1302-51101-000000		OVERTIME	25,000		25,000	0	15,937	9,063	20,192	(4,255)	80.77%	63.75%
101-1302-51104-000000		DIFFERENTIAL	65,000		65,000	0	56,440	8,560	52,500	3,940	80.77%	86.83%
101-1302-51106-000000		LONGEVITY	22,971		22,971	0	18,502	4,469	22,971	(4,469)	100.00%	80.54%
101-1302-51107-000000		EXTRA VACATION AFTER	5,485		5,485	0	4,440	1,045	5,485	(1,045)	100.00%	80.94%
101-1302-51300-000000		PAYROLL TAXES	161,008		161,008	0	125,623	35,385	130,045	(4,422)	80.77%	78.02%
101-1302-51301-000000		PENSION CONTRIBUTION	337,468		337,468	0	250,308	87,160	272,570	(22,262)	80.77%	74.17%
101-1302-51302-000000		HOSPITALIZATION	511,101		511,101	0	391,766	119,335	412,812	(21,046)	80.77%	76.65%
101-1302-51303-000000		HOSPITALIZATION BUYBA	50,678		50,678	0	36,524	14,154	50,678	(14,154)	100.00%	72.07%
101-1302-51304-000000		GROUP LIFE INSURANCE	6,528		6,528	0	4,720	1,808	5,440	(720)	83.33%	72.30%
101-1302-51306-000000		LEGAL SERVICES FUND	2,912		2,912	0	3,133	(221)	2,427	707	83.33%	107.60%
101-1302-52000-000000		OFFICE SUPPLIES AND EX	600		600	0	357	243	500	(143)	83.33%	59.45%
101-1302-52004-000000		DEPARTMENTAL EXPENSE	9,500		9,500	430	12,468	(3,397)	7,917	4,981	83.33%	135.76%
101-1302-52006-000000		EQUIPMENT REPAIRS	8,500		8,500	109	4,379	4,012	7,083	(2,596)	83.33%	52.80%
101-1302-52011-000000		UNIFORM	23,600		23,600	0	20,391	3,209	19,667	725	83.33%	86.40%
101-1302-52012-000000		GASOLINE & OIL	110,000		110,000	18,322	95,712	(4,034)	91,667	22,367	83.33%	103.67%
101-1302-53507-000000		CITY CLAIMS	0		-	0	0	-	-	-	0.00%	0.00%
101-1302-54101-000000		ELECTR.(TRAF.LGHTS.& B	30,000		30,000	0	21,694	8,306	25,000	(3,306)	83.33%	72.31%
101-1302-54102-000000		PAVEMENT MARKING MAT	100,000		100,000	2,117	102,171	(4,288)	83,333	20,954	83.33%	104.29%
101-1302-54103-000000		TRAFFIC SIGN MATERIALS	38,000		38,000	0	1,576	36,424	31,667	(30,090)	83.33%	4.15%
101-1302-54200-000000		CONSTRUCTION & RECON	150,000		150,000	24,999	91,010	33,991	125,000	(8,991)	83.33%	77.34%
101-1302-54201-000000		SNOW REMOVAL EQUIPMI	60,000		60,000	7,264	50,661	2,074	50,000	7,926	83.33%	96.54%
101-1302-54202-000000		SNOW REMOVAL MATERIA	300,000		300,000	0	297,104	2,896	250,000	47,104	83.33%	99.03%
101-1302-54203-000000		SNOW REMOVAL OVERTIM	125,000		125,000	0	130,091	(5,091)	104,167	25,924	83.33%	104.07%
101-1302-54204-000000		SNOW REMOVAL VENDOR	225,000		225,000	0	0	225,000	225,000	(33,442.05)	100.00%	85.14%
101-1302-54204-130263		SNOW REMOVAL VENDOR	0		-	0	58,973	(58,973)	-	-	-	-
101-1302-54204-130264		SNOW REMOVAL VENDOR	0		-	0	84,027	(84,027)	-	-	-	-
101-1302-54204-130265		SNOW REMOVAL VENDOR	0		-	0	48,559	(48,559)	-	-	-	-
101-1302-54204-130266		SNOW REMOVAL VENDOR	0		-	0	0	-	-	-	-	-
101-1302-54204-130267		SNOW REMOVAL VENDOR	0		-	0	0	-	-	-	-	-
101-1302-54204-130268		SNOW REMOVAL VENDOR	0		-	0	0	-	-	-	-	-
101-1302-54204-130269		SNOW REMOVAL VENDOR	0		-	0	0	-	-	-	-	-
101-1302-54204-130270		SNOW REMOVAL VENDOR	0		-	0	0	-	-	-	-	-
101-1302-54702-000000		TOOLS AND SUPPLIES	18,000		18,000	1,586	10,847	5,566	15,000	(2,566)	83.33%	69.08%
Total 1302 DIVISION OF H			4,388,291	-	4,388,291	54,828	3,384,685	948,778	3,628,072	(188,559)	82.68%	78.38%

FY 25 4th QUARTER ACTUAL VS PROJECTED EXPENDITURES-Cash Basis
For the period ending: April 30, 2025

Fund	Dept.	Acc. Description	Approved Council Budget	Transfers To (From)	Available Balance	Encumb.	Actual	Un-Encumb. Balance	Projected Exp. Through April 30, 2025	Over (Under) Projected Budget	Projected % of Budget	Actual w/encum % of Budget
1303 DIVISION OF ENGINEERING												
101-1303-51100-000000		SALARY SCHEDULE	260,295		260,295	0	175,789	84,506	210,238	(34,449)	80.77%	67.53%
101-1303-51101-000000		OVERTIME	10,000		10,000	0	10,104	(104)	8,077	2,027	80.77%	101.04%
101-1303-51107-000000		EXTRA VACATION AFTER	1,663		1,663	0	1,611	52	1,663	(52)	100.00%	96.88%
101-1303-51200-000000		PART-TIME HELP	0		-	0	0	-	-	-	83.33%	0.00%
101-1303-51300-000000		PAYROLL TAXES	20,430		20,430	0	15,691	4,739	16,501	(810)	80.77%	76.80%
101-1303-51301-000000		PENSION CONTRIBUTION	30,111		30,111	0	21,520	8,591	24,320	(2,800)	80.77%	71.47%
101-1303-51302-000000		HOSPITALIZATION	35,979		35,979	0	18,252	17,727	29,060	(10,808)	80.77%	50.73%
101-1303-51303-000000		HOSPITALIZATION BUYBA	5,100		5,100	0	5,100	-	5,100	-	100.00%	100.00%
101-1303-51304-000000		GROUP LIFE INSURANCE	576		576	0	368	208	480	(112)	83.33%	63.89%
101-1303-52000-000000		OFFICE SUPPLIES AND EX	500		500	0	0	500	417	(417)	83.33%	0.00%
101-1303-52004-000000		DEPARTMENTAL EXPENSE	1,500		1,500	0	631	869	1,250	(619)	83.33%	42.08%
101-1303-52012-000000		GASOLINE & OIL	1,500		1,500	0	1,037	463	1,250	(213)	83.33%	69.12%
101-1303-52017-000000		EQUIPMENT	300		300	0	0	300	250	(250)	83.33%	0.00%
101-1303-52018-000000		REPLACEMENT VEHICLES	0		-	0	0	-	-	-	83.33%	0.00%
101-1303-54300-000000		DRFT. & BLUEPRINT SUPP	425		425	0	0	425	354	(354)	83.33%	0.00%
101-1303-54301-000000		SURVEYING SUPPLIES	1,000		1,000	0	685	315	833	(149)	83.33%	68.47%
Total 1303 DIVISION OF E			369,379	-	369,379	0	250,788	118,591	299,794	(49,006)	81.16%	67.89%
1304 DIV. OF BLDG. MAINTENANCE												
101-1304-51100-000000		SALARY SCHEDULE	1,119,078		1,119,078	0	926,621	192,457	903,871	22,750	80.77%	82.80%
101-1304-51101-000000		OVERTIME	45,000		45,000	0	22,845	22,155	36,346	(13,501)	80.77%	50.77%
101-1304-51104-000000		DIFFERENTIAL	31,932		31,932	0	23,091	8,841	25,791	(2,700)	80.77%	72.31%
101-1304-51106-000000		LONGEVITY	0		-	0	0	-	-	-	0.00%	0.00%
101-1304-51107-000000		EXTRA VACATION AFTER	0		-	0	0	-	-	-	100.00%	0.00%
101-1304-51300-000000		PAYROLL TAXES	88,786		88,786	0	74,152	14,634	71,712	2,440	80.77%	83.52%
101-1304-51301-000000		PENSION CONTRIBUTION	182,751		182,751	0	155,685	27,066	147,607	8,078	80.77%	85.19%
101-1304-51302-000000		HOSPITALIZATION	256,417		256,417	0	225,225	31,192	207,106	18,119	80.77%	87.84%
101-1304-51303-000000		HOSPITALIZATION BUYBA	28,471		28,471	0	21,784	6,687	28,471	(6,687)	100.00%	76.51%
101-1304-51304-000000		GROUP LIFE INSURANCE	3,648		3,648	0	2,736	912	3,040	(304)	83.33%	75.00%
101-1304-51306-000000		LEGAL SERVICES FUND	1,872		1,872	0	2,245	(373)	1,560	685	83.33%	119.91%
101-1304-52000-000000		OFFICE SUPPLIES AND EX	750		750	0	0	750	625	(625)	83.33%	0.00%
101-1304-52004-000000		DEPARTMENTAL EXPENSE	80,000		80,000	5,279	65,630	9,091	66,667	4,242	83.33%	88.64%
101-1304-52008-000000		ELECTRICITY	340,000		340,000	10,000	300,039	29,961	283,333	26,705	83.33%	91.19%
101-1304-52009-000000		WATER	35,000		35,000	0	33,974	1,026	29,167	4,807	83.33%	97.07%
101-1304-52011-000000		UNIFORM	16,675		16,675	0	13,654	3,021	13,896	(242)	83.33%	81.88%
101-1304-52012-000000		GASOLINE & OIL	18,000		18,000	0	13,449	4,551	15,000	(1,551)	83.33%	74.71%
101-1304-52014-000000		MAINTENANCE CONTRAC	190,000		190,000	27,067	176,087	(13,154)	158,333	44,821	83.33%	106.92%
101-1304-52018-000000		REPLACEMENT VEHICLES	0		-	0	0	-	-	-	83.33%	0.00%
101-1304-54401-000000		ELECTRICAL SUPPLIES	42,000		42,000	2,827	11,584	27,589	35,000	(20,589)	83.33%	34.31%
101-1304-54402-000000		FUEL	110,000		110,000	0	136,938	(26,938)	91,667	45,272	83.33%	124.49%
101-1304-54403-000000		HARDWARE AND TOOLS	13,000		13,000	0	13,776	(776)	10,833	2,943	83.33%	105.97%
101-1304-54404-000000		LUMBER	5,000		5,000	0	1,153	3,847	4,167	(3,014)	83.33%	23.06%
101-1304-54405-000000		PAINT AND GLASS	5,000		5,000	147	5,573	(720)	4,167	1,553	83.33%	114.40%
101-1304-54406-000000		PLUMBING & HEATING SUI	50,000		50,000	18	31,153	18,830	41,667	(10,496)	83.33%	62.34%
101-1304-54408-000000		CITY SUPPLIES	15,000		15,000	497	6,451	8,052	12,500	(5,552)	83.33%	46.32%
Total 1304 DIV. OF BLDG			2,678,380	-	2,678,380	45,836	2,263,843	368,701	2,192,524	117,154	81.86%	86.23%
1305 CARE OF TREES												
101-1305-54500-000000		SPRAYING & CARE OF TRE	225,000		225,000	0	221,530	3,470	187,500	34,030	83.33%	98.46%
101-1305-54501-000000		PLANTING OF TREES	30,000		30,000	6,000	106,000	(82,000)	25,000	87,000	83.33%	373.33%
Total Dept. _Total_ 1305 CARE OF TRE			255,000	-	255,000	6,000	327,530	(78,530)	212,500	121,030	83.33%	130.80%

FY 25 4th QUARTER ACTUAL VS PROJECTED EXPENDITURES-Cash Basis
For the period ending: April 30, 2025

Fund	Dept.	Acc. Description	Approved Council Budget	Transfers To (From)	Available Balance	Encumb.	Actual	Un-Encumb. Balance	Projected Exp. Through April 30, 2025	Over (Under) Projected Budget	Projected % of Budget	Actual w/encum % of Budget
1306 REFUSE REMOVAL & DISPOSAL												
101-1306-51100-000000		SALARY SCHEDULE	59,572		59,572	0	48,116	11,456	48,116	0	80.77%	80.77%
101-1306-51300-000000		PAYROLL TAXES	4,557		4,557	0	3,520	1,037	3,681	(161)	80.77%	77.23%
101-1306-51301-000000		PENSION CONTRIBUTION	5,993		5,993	0	5,139	854	4,841	298	80.77%	85.75%
101-1306-51302-000000		HOSPITALIZATION	10,100		10,100	0	7,995	2,105	8,158	(163)	80.77%	79.16%
101-1306-51303-000000		HOSPITALIZATION BUYBACK	0		-	0	0	-	-	-	100.00%	0.00%
101-1306-51304-000000		GROUP LIFE INSURANCE	192		192	0	144	48	160	(16)	83.33%	75.00%
101-1306-52012-000000		GASOLINE & OIL	0		-	0	0	-	-	-	83.33%	0.00%
101-1306-54600-000000		REFUSE REMOVAL HAULING	5,627,407		5,627,407	0	4,408,473	1,218,934	4,689,506	(281,032)	83.33%	78.34%
101-1306-54602-000000		REFUSE REMOVAL TIPPING	1,810,954		1,810,954	0	1,465,012	345,942	1,509,128	(44,116)	83.33%	80.90%
101-1306-54603-000000		REFUSE REMOVAL-OTHER	80,000		80,000	39,180	79,682	(38,862)	66,667	52,195	83.33%	148.58%
101-1306-54607-000000		WHITE GOODS/AMNESTY	50,000		50,000	0	29,855	20,145	41,667	(11,812)	83.33%	59.71%
Total 1306 REFUSE REMOVAL & DISPOSAL			7,648,775	-	7,648,775	39,180	6,047,935	1,561,660	6,371,922	(284,807)	83.31%	79.58%
1307 FLEET MANAGEMENT												
101-1307-51100-000000		SALARY SCHEDULE	592,459		592,459	0	484,058	108,401	478,525	5,533	80.77%	81.70%
101-1307-51101-000000		OVERTIME	36,000		36,000	0	38,278	(2,278)	29,077	9,201	80.77%	106.33%
101-1307-51104-000000		DIFFERENTIAL	44,600		44,600	0	40,327	4,273	36,023	4,304	80.77%	90.42%
101-1307-51106-000000		LONGEVITY	9,777		9,777	0	9,777	0	9,777	(0)	100.00%	100.00%
101-1307-51107-000000		EXTRA VACATION AFTER 1 YEAR	0		-	0	0	-	-	-	100.00%	0.00%
101-1307-51300-000000		PAYROLL TAXES	47,013		47,013	0	45,082	1,931	37,972	7,110	80.77%	95.89%
101-1307-51301-000000		PENSION CONTRIBUTION	99,431		99,431	0	85,895	13,536	80,310	5,585	80.77%	86.39%
101-1307-51302-000000		HOSPITALIZATION	181,541		181,541	0	141,642	39,899	146,629	(4,987)	80.77%	78.02%
101-1307-51303-000000		HOSPITALIZATION BUYBACK	6,686		6,686	0	9,472	(2,786)	5,400	4,072	80.77%	141.67%
101-1307-51304-000000		GROUP LIFE INSURANCE	1,728		1,728	0	1,312	416	1,440	(128)	83.33%	75.93%
101-1307-51306-000000		LEGAL SERVICES FUND	728		728	0	780	(52)	607	173	83.33%	107.09%
101-1307-52000-000000		OFFICE SUPPLIES AND EXPENSES	700		700	2	694	4	583	113	83.33%	99.44%
101-1307-52006-000000		EQUIPMENT REPAIRS	195,000		195,000	5,292	190,716	(1,008)	162,500	33,508	83.33%	100.52%
101-1307-52011-000000		UNIFORM	5,625		5,625	0	5,625	-	4,688	938	83.33%	100.00%
101-1307-52012-000000		GASOLINE & OIL	5,000		5,000	0	2,173	2,827	4,167	(1,993)	83.33%	43.47%
101-1307-52018-000000		REPLACEMENT VEHICLES	0		-	0	0	-	-	-	83.33%	0.00%
101-1307-54700-000000		AUTOMOTIVE EQUIPMENT	28,000		28,000	0	23,461	4,539	23,333	128	83.33%	83.79%
101-1307-54701-000000		AUTOMOTIVE PARTS	275,000		275,000	32,355	222,948	19,697	229,167	26,136	83.33%	92.84%
Total 1307 FLEET MANAGEMENT			1,529,288	-	1,529,288	37,650	1,302,240	189,399	1,250,197	89,692	81.75%	87.62%
1400 DEPT OF PARKS AND RECREATION												
101-1400-51100-000000		SALARY SCHEDULE	1,325,140		1,325,140	0	1,028,775	296,365	1,070,305	(41,530)	80.77%	77.64%
101-1400-51101-000000		OVERTIME	135,000		135,000	0	118,269	16,731	109,038	9,231	80.77%	87.61%
101-1400-51104-000000		DIFFERENTIAL	29,882		29,882	0	35,096	(5,214)	24,135	10,960	80.77%	117.45%
101-1400-51106-000000		LONGEVITY	33,040		33,040	0	28,298	4,742	33,040	(4,742)	100.00%	85.65%
101-1400-51107-000000		EXTRA VACATION AFTER 1 YEAR	2,897		2,897	0	2,696	201	2,897	(201)	100.00%	93.06%
101-1400-51200-000000		PART-TIME HELP	30,000		30,000	0	24,562	5,438	24,231	332	80.77%	81.87%
101-1400-51201-000000		PLAYGROUND ATTENDANCE	220,000		220,000	0	174,054	45,946	177,692	(3,638)	80.77%	79.12%
101-1400-51202-000000		POOL ATTENDANT WAGES	0		-	0	0	-	-	-	80.77%	0.00%
101-1400-51300-000000		PAYROLL TAXES	105,584		105,584	0	111,342	(5,758)	85,279	26,063	80.77%	105.45%
101-1400-51301-000000		PENSION CONTRIBUTION	220,843		220,843	0	184,524	36,319	178,373	6,151	80.77%	83.55%
101-1400-51302-000000		HOSPITALIZATION	395,073		395,073	0	299,995	95,078	319,097	(19,102)	80.77%	75.93%
101-1400-51303-000000		HOSPITALIZATION BUYBACK	5,878		5,878	0	11,643	(5,765)	5,878	5,765	100.00%	198.08%
101-1400-51304-000000		GROUP LIFE INSURANCE	4,224		4,224	0	2,928	1,296	3,520	(592)	83.33%	69.32%
101-1400-51306-000000		LEGAL SERVICES FUND	1,768		1,768	0	1,988	(220)	1,473	515	83.33%	112.44%
101-1400-52000-000000		OFFICE SUPPLIES AND EXPENSES	600		600	176	390	34	500	66	83.33%	94.37%
101-1400-52008-000000		ELECTRICITY	70,000		70,000	0	77,162	(7,162)	58,333	18,828	83.33%	110.23%
101-1400-52009-000000		WATER	60,000		60,000	0	52,595	7,405	50,000	2,595	83.33%	87.66%

FY 25 4th QUARTER ACTUAL VS PROJECTED EXPENDITURES-Cash Basis

For the period ending:

April 30, 2025

Fund	Dept.	Acc. Description	Approved Council Budget	Transfers To (From)	Available Balance	Encumb.	Actual	Un-Encumb. Balance	Projected Exp. Through April 30, 2025	Over (Under) Projected Budget	Projected % of Budget	Actual w/encum % of Budget
101-1400-52011-000000		UNIFORM	13,425		13,425	0	13,425	-	11,188	2,238	83.33%	100.00%
101-1400-52012-000000		GASOLINE & OIL	58,000		58,000	6,648	37,899	13,454	48,333	(3,787)	83.33%	76.80%
101-1400-52018-000000		REPLACEMENT VEHICLES	0		-	0	0	-	-	-	0.00%	0.00%
101-1400-55000-000000		COMMUNITY PROGRAMS/I	0		-	0	0	-	-	-	83.33%	0.00%
101-1400-55001-000000		FERTILIZATION PROGRAM	40,000		40,000	0	31,404	8,596	33,333	(1,929)	83.33%	78.51%
101-1400-55002-000000		MAINTENANCE OF TREES/	25,000		25,000	0	28,360	(3,360)	20,833	7,527	83.33%	113.44%
101-1400-55004-000000		POOL PREVENTIVE MAINT	0		-	0	0	-	-	-	83.33%	0.00%
101-1400-55005-000000		POOL SUPPLIES	0		-	0	0	-	-	-	83.33%	0.00%
101-1400-55006-000000		RECREATION EXPENSES	165,000		165,000	4,998	193,425	(33,423)	137,500	60,923	83.33%	120.26%
101-1400-55007-000000		STADIUM AND FIELD SUPP	145,000		145,000	66,808	89,808	(11,616)	120,833	35,783	83.33%	108.01%
101-1400-55008-000000		PROGRAM AID	0		-	0	0	-	-	-	83.33%	0.00%
Total 1400 DEPT OF PAR			3,086,354	-	3,086,354	78,630	2,548,638	459,086	2,515,815	111,453	81.51%	85.13%
1500 PUBLIC LIBRARIES												
101-1500-51100-000000		SALARY SCHEDULE	2,083,227		2,083,227	0	1,667,879	415,348	1,682,606	(14,727)	80.77%	80.06%
101-1500-51103-000000		SUNDAY HOURS CENTRAL	26,000		26,000	0	24,498	1,502	21,000	3,498	80.77%	94.22%
101-1500-51200-000000		PART-TIME HELP	450,000		450,000	0	325,088	124,912	363,462	(38,374)	80.77%	72.24%
101-1500-51300-000000		PAYROLL TAXES	161,338		161,338	0	149,049	12,289	130,311	18,737	80.77%	92.38%
101-1500-51301-000000		PENSION CONTRIBUTION	207,662		207,662	0	176,001	31,661	167,727	8,274	80.77%	84.75%
101-1500-51302-000000		HOSPITALIZATION	461,820		461,820	0	342,981	118,839	373,008	(30,028)	80.77%	74.27%
101-1500-51303-000000		HOSPITALIZATION BUYBAI	0		-	0	0	-	-	-	100.00%	0.00%
101-1500-51304-000000		GROUP LIFE INSURANCE	2,976		2,976	0	2,192	784	2,480	(288)	83.33%	73.66%
101-1500-51306-000000		LEGAL SERVICES FUND	4,000		4,000	0	4,000	-	3,333	667	83.33%	100.00%
101-1500-52004-000000		DEPARTMENTAL EXPENSE	8,000		8,000	0	6,440	1,560	6,667	(227)	83.33%	80.49%
101-1500-52010-000000		UTILITIES	110,000		110,000	0	104,494	5,506	91,667	12,827	83.33%	94.99%
101-1500-52013-000000		VEHICLE MAINTENANCE	2,000		2,000	0	914	1,086	1,667	(753)	83.33%	45.69%
101-1500-56001-000000		AUDIOVISUAL MATERIALS	25,000		25,000	6,296	15,978	2,726	20,833	1,440	83.33%	89.09%
101-1500-56002-000000		BOOKS & CARE	140,000		140,000	18,166	115,436	6,398	116,667	16,935	83.33%	95.43%
101-1500-56003-000000		CAPITAL REPAIR - REPLAC	3,000		3,000	0	2,799	201	2,500	299	83.33%	93.31%
101-1500-56005-000000		LIBRARY EQUIPMENT	25,000		25,000	2,411	9,018	13,571	20,833	(9,404)	83.33%	45.72%
101-1500-56006-000000		LIBRARY SUPPLIES	46,500		46,500	7,411	36,946	2,143	38,750	5,607	83.33%	95.39%
101-1500-56007-000000		ON LINE RESOURCES	60,000		60,000	289	59,287	424	50,000	9,576	83.33%	99.29%
101-1500-56008-000000		OPERATION OF LIBRARIES	198,000		198,000	10,337	188,515	(852)	165,000	33,852	83.33%	100.43%
101-1500-56009-000000		PERIODICALS	22,000		22,000	0	21,431	569	18,333	3,098	83.33%	97.41%
101-1500-56010-000000		PROPERTY MAINTENANCE	85,000		85,000	15,701	74,670	(5,371)	70,833	19,538	83.33%	106.32%
Total 1500 PUBLIC LIBRA			4,121,523	-	4,121,523	60,612	3,327,613	733,298	3,347,678	40,547	81.22%	82.21%
1600 SENIOR SVS - ADMINISTRATION												
101-1600-51100-000000		SALARY SCHEDULE	261,677		261,677	0	211,061	50,616	211,355	(294)	80.77%	80.66%
101-1600-51101-000000		OVERTIME	2,000		2,000	0	532	1,468	1,615	(1,083)	80.77%	26.61%
101-1600-51107-000000		EXTRA VACATION AFTER	1,512		1,512	0	1,407	105	1,512	(105)	100.00%	93.05%
101-1600-51200-000000		PART-TIME HELP	34,000		34,000	0	29,175	4,826	27,462	1,713	80.77%	85.81%
101-1600-51300-000000		PAYROLL TAXES	20,549		20,549	0	17,841	2,708	16,597	1,244	80.77%	86.82%
101-1600-51301-000000		PENSION CONTRIBUTION	33,616		33,616	0	27,939	5,677	27,151	788	80.77%	83.11%
101-1600-51302-000000		HOSPITALIZATION	59,673		59,673	0	57,098	2,575	48,197	8,900	80.77%	95.68%
101-1600-51303-000000		HOSPITALIZATION BUYBAI	5,533		5,533	0	0	5,533	5,533	(5,533)	100.00%	0.00%
101-1600-51304-000000		GROUP LIFE INSURANCE	768		768	0	432	336	640	(208)	83.33%	56.25%
101-1600-52002-000000		SUPPLIES	9,000		9,000	789	9,119	(908)	7,500	2,408	83.33%	110.09%
101-1600-52006-000000		EQUIPMENT REPAIRS	9,000		9,000	2,304	6,483	213	7,500	1,287	83.33%	97.63%
101-1600-52015-000000		EDUCATION PROGRAM	250		250	0	0	250	208	(208)	83.33%	0.00%
Total 1600 SENIOR SVS -			437,578	-	437,578	3,094	361,086	73,399	355,271	8,909	81.19%	83.23%
1601 SENIOR SERVICES - PROGRAMS												

FY 25 4th QUARTER ACTUAL VS PROJECTED EXPENDITURES-Cash Basis

For the period ending: April 30, 2025

Fund	Dept.	Acc. Description	Approved Council Budget	Transfers To (From)	Available Balance	Encumb.	Actual	Un-Encumb. Balance	Projected Exp. Through April 30, 2025	Over (Under) Projected Budget	Projected % of Budget	Actual w/encum % of Budget
101-1601-51100-000000		SALARY SCHEDULE	56,570		56,570	0	43,044	13,526	45,691	(2,647)	80.77%	76.09%
101-1601-51101-000000		OVERTIME	0		-	0	0	-	-	-	80.77%	0.00%
101-1601-51107-000000		EXTRA VACATION AFTER	0		-	0	0	-	-	-	80.77%	0.00%
101-1601-51200-000000		PART-TIME HELP	18,000		18,000	0	13,208	4,793	14,538	(1,331)	80.77%	73.38%
101-1601-51300-000000		PAYROLL TAXES	4,328		4,328	0	5,543	(1,215)	3,496	2,048	80.77%	128.08%
101-1601-51301-000000		PENSION CONTRIBUTION	7,069		7,069	0	7,917	(848)	5,710	2,208	80.77%	112.00%
101-1601-51302-000000		HOSPITALIZATION	12,596		12,596	0	8,223	4,373	10,174	(1,951)	80.77%	65.28%
101-1601-51303-000000		HOSPITALIZATION BUYBA	0		-	0	0	-	-	-	100.00%	0.00%
101-1601-51304-000000		GROUP LIFE INSURANCE	192		192	0	128	64	160	(32)	83.33%	66.67%
101-1601-52002-000000		SUPPLIES	4,000		4,000	1,333	2,797	(130)	3,333	796	83.33%	103.24%
101-1601-52015-000000		EDUCATION PROGRAM	0		-	0	0	-	-	-	83.33%	0.00%
101-1601-57700-000000		INSTRUCTORS	27,470		27,470	1,725	25,240	505	22,892	4,073	83.33%	98.16%
101-1601-57702-000000		SPECIAL ACTIVITIES	4,400		4,400	480	3,353	567	3,667	166	83.33%	87.11%
Total 1601 SENIOR SERV			134,625	-	134,625	3,538	109,453	21,634	109,660	3,331	81.46%	83.93%
1602 SENIOR SVS - ADLT DAY CARE												
101-1602-51100-000000		SALARY SCHEDULE	219,724		219,724	0	177,415	42,309	177,469	(55)	80.77%	80.74%
101-1602-51101-000000		OVERTIME	0		-	0	0	-	-	-	80.77%	0.00%
101-1602-51104-000000		DIFFERENTIAL	7,695		7,695	0	5,985	1,710	6,215	(230)	80.77%	77.78%
101-1602-51107-000000		EXTRA VACATION AFTER	1,032		1,032	0	1,175	(143)	1,032	143	100.00%	113.82%
101-1602-51200-000000		PART-TIME HELP	105,000		105,000	6,206	76,623	22,172	84,808	(1,980)	80.77%	78.88%
101-1602-51300-000000		PAYROLL TAXES	17,041		17,041	0	19,261	(2,220)	13,764	5,498	80.77%	113.03%
101-1602-51301-000000		PENSION CONTRIBUTION	29,729		29,729	0	24,858	4,871	24,012	846	80.77%	83.61%
101-1602-51302-000000		HOSPITALIZATION	51,519		51,519	0	40,346	11,173	41,612	(1,266)	80.77%	78.31%
101-1601-51302-000000		HOSPITALIZATION BUYBA	0		-	0	2,000	(2,000)	-	2,000	80.77%	0.00%
101-1602-51304-000000		GROUP LIFE INSURANCE	768		768	0	576	192	640	(64)	83.33%	75.00%
101-1602-52002-000000		SUPPLIES	7,000		7,000	471	6,279	250	5,833	917	83.33%	96.43%
101-1602-52015-000000		EDUCATION PROGRAM	600		600	0	0	600	500	(500)	83.33%	0.00%
101-1602-57700-000000		INSTRUCTORS	35,000		35,000	4,611	29,457	932	29,167	4,901	83.33%	97.34%
101-1602-57701-000000		NUTRITION PROGRAM	27,500		27,500	0	23,699	3,801	22,917	782	83.33%	86.18%
101-1602-57702-000000		SPECIAL ACTIVITIES	3,000		3,000	0	650	2,350	2,500	(1,850)	83.33%	21.68%
Total 1602 SENIOR SVS -			505,608	-	505,608	11,288	408,323	85,997	410,468	9,142	81.18%	82.99%
1603 SENIOR SVS - SOCIAL SERVICES												
101-1603-51100-000000		SALARY SCHEDULE	174,293		174,293	0	126,194	48,099	140,775	(14,581)	80.77%	72.40%
101-1603-51101-000000		OVERTIME	2,000		2,000	0	1,300	700	1,615	(316)	80.77%	64.98%
101-1603-51107-000000		EXTRA VACATION AFTER	1,407		1,407	0	2,598	(1,191)	1,407	1,191	100.00%	184.64%
101-1603-51300-000000		PAYROLL TAXES	13,864		13,864	0	9,855	4,009	11,198	(1,343)	80.77%	71.08%
101-1603-51301-000000		PENSION CONTRIBUTION	30,439		30,439	0	20,534	9,905	24,585	(4,051)	80.77%	67.46%
101-1603-51302-000000		HOSPITALIZATION	49,952		49,952	0	39,420	10,532	40,346	(926)	80.77%	78.92%
101-1603-51303-000000		HOSPITALIZATION BUYBA	5,533		5,533	0	3,228	2,305	4,469	(1,241)	80.77%	58.34%
101-1603-51304-000000		GROUP LIFE INSURANCE	576		576	0	432	144	480	(48)	83.33%	75.00%
101-1603-52002-000000		SUPPLIES	1,200		1,200	0	192	1,008	1,000	(808)	83.33%	15.98%
101-1603-52004-000000		DEPARTMENTAL EXPENSE	3,500		3,500	0	3,558	(58)	2,917	642	83.33%	101.66%
101-1603-52015-000000		EDUCATION PROGRAM	200		200	0	0	200	167	(167)	83.33%	0.00%
101-1603-57700-000000		INSTRUCTORS	2,800		2,800	990	0	1,810	2,333	(1,343)	83.33%	35.36%
101-1603-57701-000000		NUTRITION PROGRAM	3,000		3,000	0	2,400	600	2,500	(100)	83.33%	80.00%
Total 1603 SENIOR SVS -			288,764	-	288,764	990	209,710	78,064	233,792	(23,092)	80.96%	72.97%
1604 SENIOR SERVICES - TRANSVAN												
101-1604-51100-000000		SALARY SCHEDULE	259,954		259,954	0	210,730	49,224	209,963	767	80.77%	81.06%
101-1604-51101-000000		OVERTIME	3,000		3,000	0	2,998	2	2,423	575	80.77%	99.94%

FY 25 4th QUARTER ACTUAL VS PROJECTED EXPENDITURES-Cash Basis

For the period ending:

April 30, 2025

Fund	Dept.	Acc. Description	Approved Council Budget	Transfers To (From)	Available Balance	Encumb.	Actual	Un-Encumb. Balance	Projected Exp. Through April 30, 2025	Over (Under) Projected Budget	Projected % of Budget	Actual w/encum % of Budget
101-1604-51104-000000		DIFFERENTIAL	9,750		9,750	0	7,896	1,854	7,875	21	80.77%	80.99%
101-1604-51107-000000		EXTRA VACATION AFTER	1,070		1,070	0	0	1,070	1,070	(1,070)	100.00%	0.00%
101-1604-51200-000000		PART-TIME HELP	0		-	0	0	-	-	-	80.77%	0.00%
101-1604-51300-000000		PAYROLL TAXES	20,121		20,121	0	16,459	3,662	16,252	207	80.77%	81.80%
101-1604-51301-000000		PENSION CONTRIBUTION	35,412		35,412	0	28,994	6,418	28,602	392	80.77%	81.88%
101-1604-51302-000000		HOSPITALIZATION	48,090		48,090	0	38,391	9,699	38,842	(451)	80.77%	79.83%
101-1604-51303-000000		HOSPITALIZATION BUYBAI	2,000		2,000	0	2,000	-	-	2,000	0.00%	100.00%
101-1604-51304-000000		GROUP LIFE INSURANCE	960		960	0	720	240	800	(80)	83.33%	75.00%
101-1604-52002-000000		SUPPLIES	1,500		1,500	164	331	1,005	1,250	(755)	83.33%	33.00%
101-1604-52010-000000		UTILITIES	4,000		4,000	495	2,404	1,101	3,333	(434)	83.33%	72.48%
101-1604-52012-000000		GASOLINE & OIL	23,000		23,000	4,430	18,570	-	19,167	3,833	83.33%	100.00%
101-1604-52013-000000		VEHICLE MAINTENANCE	15,000		15,000	270	4,589	10,141	12,500	(7,641)	83.33%	32.39%
101-1604-52015-000000		EDUCATION PROGRAM	0		-	0	0	-	-	-	83.33%	0.00%
101-1604-52018-000000		REPLACEMENT VEHICLES	0		-	0	0	-	-	-	83.33%	0.00%
_Total_1604 SENIOR SERV			423,857	-	423,857	5,359	334,082	84,416	342,076	(2,635)	80.71%	80.08%
1605 SENIOR SERVICES - NUTRITION												
101-1605-51100-000000		SALARY SCHEDULE	169,555		169,555	0	129,553	40,002	136,948	(7,395)	80.77%	76.41%
101-1605-51101-000000		OVERTIME	2,000		2,000	0	513	1,487	1,615	(1,102)	80.77%	25.67%
101-1605-51107-000000		EXTRA VACATION AFTER	1,009		1,009	0	1,009	(0)	1,009	0	100.00%	100.00%
101-1605-51200-000000		PART-TIME HELP	55,000		55,000	0	22,144	32,857	44,423	(22,280)	80.77%	40.26%
101-1605-51300-000000		PAYROLL TAXES	13,048		13,048	0	11,370	1,678	10,539	831	80.77%	87.14%
101-1605-51301-000000		PENSION CONTRIBUTION	24,895		24,895	0	14,543	10,352	20,108	(5,564)	80.77%	58.42%
101-1605-51302-000000		HOSPITALIZATION	60,910		60,910	0	27,875	33,035	49,197	(21,322)	80.77%	45.76%
101-1605-51303-000000		HOSPITALIZATION BUYBAI	0		-	0	0	-	-	-	100.00%	0.00%
101-1605-51304-000000		GROUP LIFE INSURANCE	576		576	0	288	288	480	(192)	83.33%	50.00%
101-1605-52002-000000		SUPPLIES	10,000		10,000	2,906	6,769	325	8,333	1,342	83.33%	96.75%
101-1605-52006-000000		EQUIPMENT REPAIRS	11,000		11,000	2,365	8,006	629	9,167	1,204	83.33%	94.28%
101-1605-52012-000000		GASOLINE & OIL	500		500	0	26	474	417	(391)	83.33%	5.20%
101-1605-52013-000000		VEHICLE MAINTENANCE	300		300	0	0	300	250	(250)	83.33%	0.00%
101-1605-52015-000000		EDUCATION PROGRAM	500		500	0	0	500	417	(417)	83.33%	0.00%
101-1605-52018-000000		REPLACEMENT VEHICLES	0		-	0	0	-	-	-	0.00%	0.00%
101-1605-57701-000000		NUTRITION PROGRAM	220,000		220,000	8,520	164,368	47,112	183,333	(10,445)	83.33%	78.59%
_Total_1605 SENIOR SERV			569,293	-	569,293	13,792	386,464	169,037	466,235	(65,980)	81.90%	70.31%
1606 SENIOR SERVICES - RSVP												
101-1606-51100-000000		SALARY SCHEDULE	65,760		65,760	0	53,271	12,489	53,114	157	80.77%	81.01%
101-1606-51101-000000		OVERTIME	0		-	0	0	-	-	-	80.77%	0.00%
101-1606-51107-000000		EXTRA VACATION AFTER	0		-	0	1,242	(1,242)	-	1,242	80.77%	0.00%
101-1606-51200-000000		PART-TIME HELP	15,000		15,000	0	18,322	(3,322)	12,115	6,206	80.77%	122.14%
101-1606-51300-000000		PAYROLL TAXES	5,031		5,031	0	5,517	(486)	4,064	1,453	80.77%	109.66%
101-1606-51301-000000		PENSION CONTRIBUTION	10,656		10,656	0	9,072	1,584	8,607	466	80.77%	85.14%
101-1606-51302-000000		HOSPITALIZATION	10,597		10,597	0	8,618	1,979	8,559	59	80.77%	81.33%
101-1606-51303-000000		HOSPITALIZATION BUYBAI	0		-	0	0	-	-	-	80.77%	0.00%
101-1606-51304-000000		GROUP LIFE INSURANCE	192		192	0	144	48	160	(16)	83.33%	75.00%
101-1606-52002-000000		SUPPLIES	2,000		2,000	470	1,003	528	1,667	(194)	83.33%	73.62%
101-1606-52015-000000		EDUCATION PROGRAM	2,000		2,000	0	2,224	(224)	1,667	558	83.33%	111.21%
101-1606-57600-000000		VOLUNTEER INSURANCE	827		827	0	162	665	689	(527)	83.33%	19.64%
101-1606-57601-000000		VOLUNTEER TRAVEL	7,500		7,500	0	15,283	(7,783)	6,250	9,033	83.33%	203.77%
101-1606-57701-000000		NUTRITION PROGRAM	2,000		2,000	0	2,157	(157)	1,667	490	83.33%	107.86%
101-1606-57702-000000		SPECIAL ACTIVITIES	2,000		2,000	0	1,138	862	1,667	(529)	83.33%	56.89%
_Total_1606 SENIOR SERV			123,563	-	123,563	470	118,154	4,940	100,224	18,399	81.11%	96.00%

FY 25 4th QUARTER ACTUAL VS PROJECTED EXPENDITURES-Cash Basis

For the period ending: April 30, 2025

Fund	Dept.	Acc. Description	Approved Council Budget	Transfers To (From)	Available Balance	Encumb.	Actual	Un-Encumb. Balance	Projected Exp. Through April 30, 2025	Over (Under) Projected Budget	Projected % of Budget	Actual w/encum % of Budget
1700 MUNICIPAL INDEBTEDNESS												
101-1700-52110-000000		CONTINGENCY	0		-	0	0	-	-	-	0.00%	0.00%
101-1700-52115-000000		CONTINGENCY LABOR CO	300,000		300,000	0	0	300,000	250,000	(250,000)	83.33%	0.00%
101-1700-58000-000000		INTEREST-CITY BONDS & I	3,323,190		3,323,190	0	3,336,787	(13,597)	3,323,190	13,597	100.00%	100.41%
101-1700-58001-000000		PRINCIPAL PAYMENTS-SE	7,027,000		7,027,000	0	6,905,244	121,756	7,027,000	(121,756)	100.00%	98.27%
		_Total_1700 MUNICIPAL IN	10,650,190	-	10,650,190	0	10,242,030	408,160	10,600,190	(358,160)	99.53%	96.17%
1800 SCHOOL SYSTEM												
101-1800-59000-000000		SCHOOL MAINTENANCE	180,021,617		180,021,617	0	162,528,296	17,493,321	150,018,014	12,510,282	83.33%	90.28%
		_Total_1800 SCHOOL SYS	180,021,617	-	180,021,617	0	162,528,296	17,493,321	150,018,014	12,510,282	83.33%	90.28%
1900 CRANSTON COMM												
101-1900-52049-000000		CCAP-HEAD START	50,000		50,000	0	37,500	12,500	37,500	-	75.00%	75.00%
101-1900-52050-000000		COMMUNITY ACTION PRO	60,000		60,000	0	45,000	15,000	45,000	-	75.00%	75.00%
101-1900-52051-000000		CCAP DAY CARE PROGRA	50,000		50,000	0	37,500	12,500	37,500	-	75.00%	75.00%
101-1900-52052-000000		CCAP SEXUAL ABUSE COL	2,500		2,500	0	0	2,500	1,875	(1,875)	75.00%	0.00%
101-1900-52053-000000		CRANSTON HISTORICAL S	7,500		7,500	0	7,500	-	5,625	1,875	75.00%	100.00%
101-1900-52054-000000		CCAP RENTAL ASSISTANC	10,000		10,000	0	0	10,000	7,500	(7,500)	75.00%	0.00%
101-1900-52057-000000		WORKING CITY GRANT	0		-	0	0	-	-	-	0.00%	0.00%
		_Total_1900 CRANSTON C	180,000	-	180,000	0	127,500	52,500	135,000	(7,500)	75.00%	70.83%

City of Cranston										5/16/25 4:06 PM			
FY 25 4th QUARTER ACTUAL VS PROJECTED EXPENDITURES-Cash Basis													
For the period ending:		April 30, 2025		Approved Council Budget	Transfers To (From)	Available Balance	Encumb.	Actual	Un-Encumb. Balance	Projected Exp. Through April 30, 2025	Over (Under) Projected Budget	Projected % of Budget	Actual w/encum % of Budget
Fund	Dept.	Acc. Description		Budget									
1901 MISC. BOARDS AND COMM.													
101-1901-51300-000000		PAYROLL TAXES		689		689	0	644	45	557	87	80.77%	93.46%
101-1901-52055-000000		PAWTUXET RIVER AUTHO		5,000		5,000	0	7,000	(2,000)	5,000	2,000	100.00%	140.00%
101-1901-52056-000000		CRANSTON ARTS COMMIS		7,400		7,400	0	0	7,400	7,400	(7,400)	100.00%	0.00%
101-1901-52060-000000		TAX ASSESS. BOARD OF F		9,000		9,000	0	8,423	577	7,269	1,154	80.77%	93.59%
101-1901-52061-000000		CRANSTON CONSERVATIC		1,000		1,000	0	0	1,000	833	(833)	83.33%	0.00%
101-1901-52062-000000		HISTORIC DISTRICT COMM		2,000		2,000	0	107	1,893	1,667	(1,560)	83.33%	5.35%
101-1901-52063-000000		DISVERSTY COMMISSION		5,000		5,000	0	0	5,000	4,167	(4,167)	83.33%	0.00%
		Total 1901 MISC. BOARD		30,089	-	30,089	0	16,174	13,915	26,892	(10,719)	89.38%	53.75%
1902 HARBOR MASTER													
101-1902-51100-000000		SALARY SCHEDULE		3,500		3,500	0	269	3,231	2,827	(2,558)	80.77%	7.69%
101-1902-51300-000000		PAYROLL TAXES		270		270	0	21	249	218	(197)	80.77%	7.63%
101-1902-52004-000000		DEPARTMENTAL EXPENSE		1,000		1,000	0	0	1,000	833	(833)	83.33%	0.00%
		Total 1902 HARBOR MAS		4,770	-	4,770	0	290	4,480	3,878	(3,588)	81.31%	6.08%
1950 REVOLVING													
101-1950-52080-000000		REVOLV - GASOLINE		0		-	78,545	0	(78,545)	-	78,545	0.00%	0.00%
101-1950-52081-000000		REVOLV - CAR WASH		0		-	0	0	-	-	-	0.00%	0.00%
		Total 1950 REVOLVING		0	-	-	78,545	0	(78,545)	-	78,545	0.00%	0.00%
1951 TRANSFERS													
101-1951-52090-000000		TRANSFERS TO OTHER FL		0	-	-	0	6,283,561	(6,283,561)	-	6,283,561	0.00%	0.00%
		Total 1951 TRANSFERS		0	-	-	0	6,283,561	(6,283,561)	-	6,283,561	0.00%	0.00%
				323,650,414	-	323,650,414	2,111,235	294,107,443	27,431,736	269,490,665	26,728,013	83.27%	91.52%
				242,908,164				131,579,147		226,059,506			
								9,820,951					
102 AMERICA RESCU PLAN ACT (ARPA)													
102-0000-52090-000000		TRANSFER TO OTHER FUN		0		-	0	7,246,005	(7,246,005)	-	7,246,005	0.00%	0.00%
102-0000-54120-000000		ZONING IMPLEMENT COM		0		-	0	0	-	-	-	0.00%	0.00%
				0	-	-	0	7,246,005	(7,246,005)	-	7,246,005	0.00%	0.00%
103 HOSPITAL STABILIZATION FUND													
103-0000-52090-000000		TRANSFER TO OTHER FUN		0		-	0	0	-	-	-	0.00%	0.00%
				0	-	-	0	0	-	-	-	0.00%	0.00%
104 SNOW AND ICE INSURANCE FUND													
104-0000-50100-000000		PROGRAM EXPENSE		0		-	0	0	-	-	-	0.00%	0.00%
				0	-	-	0	0	-	-	-	0.00%	0.00%
105 PUBLIC FACILITES MGMT. FOUND.													
105-0000-50100-000000		PROGRAM EXPENSE		0		-	0	0	-	-	-	0.00%	0.00%
				0	-	-	0	0	-	-	-	0.00%	0.00%
106 JUVENILE HEARING BOARD													
106-0000-50100-000000		PROGRAM EXPENSES		0		-	0	0	-	-	-	0.00%	0.00%
				0	-	-	0	0	-	-	-	0.00%	0.00%
107 LIBRARY RESERVE													
107-0000-50100-150001		PROGRAM EXPENSE		0		-	0	34,155	(34,155)	-	34,155	0.00%	0.00%
				0	-	-	0	34,155	(34,155)	-	34,155	0.00%	0.00%

FY 25 4th QUARTER ACTUAL VS PROJECTED EXPENDITURES-Cash Basis

For the period ending: April 30, 2025

For the period ending: April 30, 2025			Approved Council Budget	Transfers To (From)	Available Balance	Encumb.	Actual	Un-Encumb. Balance	Projected Exp. Through April 30, 2025	Over (Under) Projected Budget	Projected % of Budget	Actual w/encum % of Budget
Fund	Dept.	Acc. Description										
110 NON-PUBLIC SAFETY GRANTS												
	110-0000-50100-110100	PROGRAM EXPENSES	0	-	-	0	106,519	(106,519)	-	106,519	0.00%	0.00%
	110-0000-50100-110901	PROGRAM EXPENSES	0	-	-	0	38,565	(38,565)	-	38,565	0.00%	0.00%
	110-1116-50100-000000	PROGRAM EXPENSES	0	-	-	0	19,255	(19,255)	-	19,255	0.00%	0.00%
			0	0	0	0	164,338	(164,338)	0	164,338	0.00%	0.00%
380 ICE RINK FUND												
	380-3800-50100-000000	PROGRAM EXPENSES	469,000	-	469,000	35,489	345,076	88,434	390,833	(10,268)	83.33%	81.14%
	380-3800-50210-000000	CONSTRUCTION IN PROG	17,800	-	17,800	0	0	17,800	14,833	(14,833)	83.33%	0.00%
	380-3800-50870-000000	DEPRECIATION	0	-	-	0	0	-	-	-	83.33%	0.00%
	380-3800-51100-000000	SALARY SCHEDULE	69,763	-	69,763	0	56,512	13,251	56,347	165	80.77%	81.01%
	380-3800-51101-000000	OVERTIME	0	-	-	0	0	-	-	-	80.77%	0.00%
	380-3800-51200-000000	PART-TIME HELP	130,000	-	130,000	0	139,845	(9,845)	105,000	34,845	80.77%	107.57%
	380-3800-51300-000000	PAYROLL TAXES	5,337	-	5,337	0	13,877	(8,540)	4,311	9,567	80.77%	260.02%
	380-3800-51301-000000	PENSION CONTRIBUTION	7,019	-	7,019	0	6,018	1,001	5,669	349	80.77%	85.74%
	380-3800-51302-000000	HOSPITALIZATION	24,889	-	24,889	0	19,700	5,189	20,103	(403)	80.77%	79.15%
	380-3800-51304-000000	GROUP LIFE INSURANCE	192	-	192	0	144	48	155	(11)	80.77%	75.00%
			724,000	-	724,000	35,489	581,172	107,338	597,251	19,410	82.49%	85.17%
402 FIRE-GRANTS/DONATIONS												
	402-4020-50100-000000	PROGRAM EXPENSES	0	-	-	5,877	11,036	(16,913)	-	16,913	0.00%	0.00%
	402-4020-50100-402001	PROGRAM EXP-HAZMAT	0	-	-	0	15,845	(15,845)	-	15,845	0.00%	0.00%
	402-4020-50100-402002	PROGRAM EXP-HOSE GR/	0	-	-	0	74,472	(74,472)	-	74,472	0.00%	0.00%
	402-4020-50100-402003	PROGRAM EXP-OSPAR GF	0	-	-	0	625	(625)	-	625	0.00%	0.00%
			0	0	0	5,877	101,978	(107,855)	0	107,855	0.00%	0.00%
GASB 54 Total			323,650,414	0	323,650,414	2,117,113	301,653,920	20,043,720	269,490,665	34,116,029	83.27%	93.86%
Reportable Government Services						138,961,286	7,546,477	233,605,983	(1,588,237)	8,232,714		
404 SPECIAL FIRE DUTY												
	404-4040-50100-000000	PROGRAM EXPENSES	0	-	-	0	38,381	(38,381)	-	-	-	0.00%
			0	-	-	-	38,381	(38,381)	-	-	-	0.00%
457 SPECIAL POLICE DUTY												
	457-4570-50100-000000	PROGRAM EXPENSES	0	-	-	0	1,902,178	(1,902,178)	-	1,902,178	0.00%	0.00%
	457-4570-51100-000000	SALARY SCHEDULE	0	-	-	0	0	-	-	-	0.00%	0.00%
	457-4570-51101-000000	OVERTIME	0	-	-	0	0	-	-	-	0.00%	0.00%
	457-4570-51102-000000	SPECIAL DUTY	0	-	-	0	0	-	-	-	0.00%	0.00%
	457-4570-51300-000000	PAYROLL TAXES	0	-	-	0	7,753	(7,753)	-	7,753	0.00%	0.00%
			0	-	-	-	1,909,931	(1,909,931)	-	1,909,931	0.00%	0.00%

FY 25 4th QUARTER ACTUAL VS PROJECTED EXPENDITURES-Cash Basis
For the period ending: April 30, 2025

Fund	Dept.	Acc. Description	Approved Council Budget	Transfers To (From)	Available Balance	Encumb.	Actual	Un-Encumb. Balance	Projected Exp. Through April 30, 2025	Over (Under) Projected Budget	Projected % of Budget	Actual w/encum % of Budget
700	_Total_ 7000 CDBG											
	700-7000-50700-000000	CDBG-PROGRAM PROJE	1,095,085		1,095,085	0	614,446	480,639	912,571	(298,124)	83.33%	56.11%
	700-7000-51100-000000	SALARY SCHEDULE	223,682		223,682	0	176,686	46,996	180,666	(3,980)	80.77%	78.99%
	700-7000-51108-000000	SEVERANCE	0		-	0	0	-	-	-	80.77%	0.00%
	700-7000-51107-000000	EXTRA VACATION AFTER	0		-	0	0	-	-	-	0.00%	0.00%
	700-7000-51108-000000	SEVERANCE	0		-	0	54,563	(54,563)	-	54,563	0.00%	0.00%
	700-7000-51200-000000	PART-TIME HELP	36,450		36,450	0	26,440	10,010	29,440	(3,000)	80.77%	72.54%
	700-7000-51300-000000	PAYROLL TAXES	17,499		17,499	0	19,811	(2,312)	14,134	5,678	80.77%	113.21%
	700-7000-51301-000000	PENSION CONTRIBUTION	21,090		21,090	0	20,328	762	17,034	3,294	80.77%	96.39%
	700-7000-51302-000000	HOSPITALIZATION	37,701		37,701	0	38,695	(994)	30,451	8,244	80.77%	102.64%
	700-7000-51303-000000	HOSPITALIZATION BUYBA	5,069		5,069	0	5,069	(0)	-	5,069	0.00%	100.00%
	700-7000-51304-000000	GROUP LIFE INSURANCE	576		576	0	432	144	480	(48)	83.33%	75.00%
	700-7000-51403-000000	UNEMPLOYMENT	0	0	-	0	0	-	-	-	83.33%	0.00%
	Total 7000 CDBG		1,437,152	-	1,437,152	0	956,472	480,680	1,184,776	(228,305)	82.44%	66.55%
							(616,077)					
							340,395					
Total Reportable Government Services			1,437,152	-	1,437,152	-	2,288,707	(1,467,632)	1,184,776	1,681,626	82.44%	159.25%
							494,223					
Grand Total			325,087,566	-	325,087,566	2,117,113	303,942,627	18,576,088	270,675,441	35,797,655	83.26%	94.15%
							235,894,690					
							8,726,937					
		<i>Balance per Transparency Portal</i>										
701	7010 WIOA-JOB DEVELOPMENT											
	701-7010-51100-000000	SALARY SCHEDULE	274,091		274,091	0	160,205	113,886	221,381	(61,176)	80.77%	58.45%
	701-7010-51107-000000	EXTRA VACATION AFTER	0		-	0	1,309	(1,309)	-	1,309	0.00%	0.00%
	701-7010-51200-000000	PART-TIME HELP	0		-	0	0	-	-	-	0.00%	0.00%
	701-7010-51300-000000	PAYROLL TAXES	21,389		21,389	0	12,683	8,706	17,276	(4,593)	80.77%	59.29%
	701-7010-51301-000000	PENSION CONTRIBUTION	37,448		37,448	0	24,669	12,779	30,246	(5,578)	80.77%	65.87%
	701-7010-51302-000000	HOSPITALIZATION	79,628		79,628	0	24,285	55,343	64,315	(40,030)	80.77%	30.50%
	701-7010-51303-000000	HOSPITALIZATION BUYBA	5,500		5,500	0	7,300	(1,800)	5,500	1,800	100.00%	132.73%
	701-7010-51304-000000	GROUP LIFE INSURANCE	768		768	0	432	336	640	(208)	83.33%	56.25%
	701-7010-51403-000000	UNEMPLOYMENT	0		-	0	0	-	-	-	83.33%	0.00%
	701-7010-52004-000000	DEPARTMENTAL EXPENSE	0		-	0	0	-	-	-	0.00%	0.00%
	Total 7010 WIA-JOB DEV		418,824	-	418,824	0	230,881	187,943	339,358	(108,477)	81.03%	55.13%
750	7500 CLAIMS COMMITMENT											
	750-7500-50750-000000	APPRAISERS	2,500		2,500	0	1,725	775	2,083	(358)	83.33%	69.00%
	750-7500-50751-000000	CITY CLAIMS	75,000		75,000	0	125,533	(50,533)	62,500	63,033	83.33%	167.38%
	750-7500-50752-000000	CLAIMANTS - OUTSIDE	265,000		265,000	0	157,061	107,939	220,833	(63,772)	83.33%	59.27%
	750-7500-50753-000000	INSURANCE PREMIUM	12,500		12,500	0	37,580	(25,080)	10,417	27,163	83.33%	300.64%
	750-7500-50754-000000	INSURANCE PREMIUM - BI	210,000		210,000	0	226,779	(16,779)	175,000	51,779	83.33%	107.99%
	750-7500-50755-000000	WORKERS COMP./BEACOI	425,000		425,000	0	298,167	126,833	354,167	(56,000)	83.33%	70.16%
	750-7500-50756-000000	WORKERS COMP.PAYROL	0		-	0	0	-	-	-	83.33%	0.00%
	750-7500-50757-000000	SETTLEMENTS	0		-	0	20,000	(20,000)	-	20,000	0.00%	0.00%
	750-7500-51100-000000	SALARY SCHEDULE	0		-	0	0	-	-	-	0.00%	0.00%
	750-7500-51300-000000	PAYROLL TAXES	0		-	0	0	-	-	-	0.00%	0.00%
	750-7500-51301-000000	PENSION CONTRIBUTION	0		-	0	0	-	-	-	0.00%	0.00%
	750-7500-51302-000000	HOSPITALIZATION	0		-	0	0	-	-	-	0.00%	0.00%
	750-7500-51304-000000	GROUP LIFE INSURANCE	0		-	0	0	-	-	-	0.00%	0.00%
	750-7500-52000-000000	OFFICE SUPPLIES AND EX	0		-	0	0	-	-	-	0.00%	0.00%
	750-7500-52312-000000	LEGAL FEES - OUTSIDE SE	10,000		10,000	0	8,501	1,499	8,333	168	83.33%	85.01%
	Total 7500 CLAIMS COMI		1,000,000	-	1,000,000	0	875,345	124,655	833,333	42,012	83.33%	87.53%

City of Cranston									5/16/25 4:06 PM			
FY 25 4th QUARTER ACTUAL VS PROJECTED EXPENDITURES-Cash Basis												
For the period ending:			April 30, 2025		Approved Council Budget		Transfers To (From)		Available Balance		Encumb.	
Fund	Dept.	Acc. Description	Budget	To (From)	Balance	Actual	Un-Encumb. Balance	Projected Exp. Through April 30, 2025	Over (Under) Projected Budget	Projected % of Budget	Actual w/encum % of Budget	
800	8000	SEWER ENTERPRISE										
	800-8000-50800-000000	PRIVATIZATION CONTRAC	13,000,000		13,000,000	0	9,287,494	3,712,506	10,833,333	(1,545,839)	83.33%	
	800-8000-50810-000000	SEWER CLAIMS	0		-	0	0	-	-	-	0.00%	
	800-8000-50820-000000	CAPITAL EXPENSES	6,803,730		6,803,730	1,737,456	2,400,739	2,665,536	5,669,775	(1,531,581)	83.33%	
	800-8000-50850-000000	INTEREST-SEWER BONDS	383,292		383,292	0	383,292	(0)	319,410	63,882	83.33%	
	800-8000-50860-000000	PRINCIPAL PAYMENT-SEW	1,193,300		1,193,300	0	1,193,300	-	994,417	198,883	83.33%	
	800-8000-50880-000000	ADMINISTRATIVE EXPENS	1,000,000		1,000,000	0	750,000	250,000	750,000	-	75.00%	
	800-8000-51100-000000	SALARY SCHEDULE	182,056		182,056	0	162,377	19,679	147,045	15,331	80.77%	
	800-8000-51101-000000	OVERTIME	0		-	0	307				0.00%	
	800-8000-51107-000000	EXTRA VACATION AFTER	0		-	0	2,384				0.00%	
	800-8000-51200-000000	PART-TIME HELP	0		-	0	3,315	(3,315)	-	3,315	80.77%	
	800-8000-51300-000000	PAYROLL TAXES	13,928		13,928	0	15,943	(2,015)	11,250	4,693	80.77%	
	800-8000-51301-000000	PENSION CONTRIBUTION	17,584		17,584	0	15,065	2,519	14,202	862	80.77%	
	800-8000-51302-000000	HOSPITALIZATION	51,519		51,519	0	28,738	22,781	41,612	(12,873)	80.77%	
	800-8000-51304-000000	GROUP LIFE INSURANCE	384		384	0	288	96	320	(32)	83.33%	
	800-8000-52004-000000	DEPARTMENTAL EXPENSE	15,000		15,000	0	312,484	(297,484)	12,500	299,984	83.33%	
	800-8000-52005-000000	AUDIT OF CITY BOOKS	0		-	0	0	-	-	-	83.33%	
	800-8000-52012-000000	GASOLINE & OIL	2,500		2,500	0	103	2,397	2,083	(1,980)	83.33%	
	800-8000-52016-000000	PROFESSIONAL SERVICES	200,000		200,000	0	42,540	157,460	166,667	(124,127)	83.33%	
	800-8000-52018-000000	REPLACEMENT VEHICLES	0		-	0	0	-	-	-	0.00%	
	Total 8000 SEWER ENTE		22,863,293	-	22,863,293	1,737,456	14,598,368	6,530,160	18,962,614	(2,629,480)	82.94%	
	GRAND TOTAL		350,093,683	0	350,093,683	3,884,181	311,349,681	34,862,512	291,407,998	23,823,174	83.24%	
Dept	General Fund	Analysis Of FY25 Ordinances										
	5/6/2024	Adopted Budget	323,650,414									
Balance			323,650,414									

City of Cranston
YTD Trial Balance
Fiscal Year: 2024 As of May 16, 2025

Account Number	Description	Beginning Balance	Debits	Credits	Ending Balance
101-0000-11200-000000	CASH	11,614,660.52	723,298,708.67	737,159,603.42	(2,246,234.23)
101-0000-11201-000000	WEBSTER BANK	2,487,120.92	29,103,972.24	31,320,050.87	271,042.29
101-0000-11202-000000	CITIZENS-3RD PARTY RESCUE	291,530.38	2,718,630.42	3,009,860.80	300.00
101-0000-11400-000000	PETTY CASH - CITY TREAS	1,500.00	0.00	0.00	1,500.00
101-0000-11401-000000	PETTY CASH - PURCH DEPT	500.00	0.00	0.00	500.00
101-0000-11402-000000	PETTY CASH - PURCH ROT FD	500.00	0.00	0.00	500.00
101-0000-11403-000000	PETTY CASH - CITY CLERK	250.00	0.00	0.00	250.00
101-0000-11404-000000	PETTY CASH - LIBRARIES	420.00	0.00	0.00	420.00
101-0000-11405-000000	PETTY CASH - DEPT SR SER	200.00	0.00	0.00	200.00
101-0000-11406-000000	PETTY CASH - MUNICIPAL COURT	50.00	0.00	0.00	50.00
101-0000-11407-000000	PETTY CASH - CANVASSING	50.00	0.00	0.00	50.00
101-0000-12200-000000	INVESTMENT - CITIZENS	7,023,826.57	256,380,096.61	262,067,946.57	1,335,976.61
101-0000-12201-000000	INVESTMENT-WEBSTER	45,267.11	1,515.93	0.00	46,783.04
101-0000-12204-000000	INVESTMENT-WASHINGTON TRUST	441,012.24	4,700,656.79	4,683,566.61	458,102.42
101-0000-12205-000000	INVESTMENT-BANK RI	624,790.14	4,701,120.59	4,683,566.61	642,344.12
101-0000-12206-000000	INVESTMENT-OSIP	138,930.00	140,481,363.29	114,500,539.38	26,119,753.91
101-0000-12208-000000	INVESTMENT-TD BANK	738,158.07	24,574.40	0.00	762,732.47
101-0000-12209-000000	INVESTMENT-CENTREVILLE SAVINGS	165,499.62	5,697.37	0.00	171,196.99
101-0000-12210-000000	INVESTMENT-SANTANDER	239,102.87	198.89	0.00	239,301.76
101-0000-13116-000000	TAX ASSEM. REC. 2015 FY2016	546,969.39	2,332.47	7,431.73	541,870.13
101-0000-13117-000000	TAX ASSEM. REC. 2016 FY2017	523,864.71	940.64	8,027.48	516,777.87
101-0000-13118-000000	TAX ASSEM. REC. 2017 FY2018	501,377.62	1,940.89	8,479.09	494,839.42
101-0000-13119-000000	TAX ASSEM. REC. 2018 FY2019	449,083.70	170.05	5,657.53	443,596.22
101-0000-13120-000000	TAX ASSEM. REC. 2019 FY2020	380,930.07	2,776.09	13,503.26	370,202.90
101-0000-13121-000000	TAX ASSEM. REC. 2020 FY2021	341,804.33	3,875.81	11,277.94	334,402.20
101-0000-13122-000000	TAX ASSEM. REC. 2021 FY2022	324,447.24	4,588.25	36,971.10	292,064.39
101-0000-13123-000000	TAX ASSEM. REC. 2022 FY2023	223,239.78	17,761.08	54,363.61	186,637.25
101-0000-13124-000000	TAX ASSEM. REC. 2023 FY2024	957,065.88	51,988.33	692,184.72	316,869.49
101-0000-13125-000000	TAX ASSEM. REC. 2024 FY2025	0.00	194,711,329.69	192,688,106.56	2,023,223.13
101-0000-14500-000000	ALLOW FOR UNCOLL REC	(1,290,000.00)	0.00	0.00	(1,290,000.00)
101-0000-15103-000000	DUE FROM RI-PUBLIC SERVICE CORP TAX	1,170,024.49	0.00	1,170,024.49	0.00
101-0000-15106-000000	DEPARTMENT RECEIVABLES	71,189.99	0.00	67,138.99	4,051.00
101-0000-15107-000000	LEASE RECEIVABLE	40,226.00	0.00	0.00	40,226.00
101-0000-15109-000000	PENSION TAX PAYMENTS	0.00	2,847,517.67	3,056,403.39	(208,885.72)
101-0000-16102-000000	DUE FROM BUDGET STABILIZATION	0.00	2,504,358.82	2,504,358.82	0.00
101-0000-16107-000000	DUE FROM LIBRARY RESERVE	(16,933.83)	16,933.83	0.00	0.00
101-0000-16110-000000	DUE FROM NON PUBLIC SAFETY GRANTS	77,130.00	164,338.49	146,583.78	94,884.71
101-0000-16200-000000	DUE FROM SCHOOL BOND FUND	0.00	233.26	233.26	0.00
101-0000-16204-000000	DUE FROM HIGHWAY BOND FUND	0.00	402,985.35	402,985.35	0.00
101-0000-16303-000000	DUE FROM LIBRARY GIFTS ACCOUNT	(2,461.00)	55,324.21	53,549.71	(686.50)
101-0000-16380-000000	DUE FROM ICE RINK	46,592.24	268,484.11	281,336.46	33,739.89
101-0000-16402-000000	DUE FROM FIRE-GRANTS/DONATIONS	(70,205.37)	121,623.29	54,817.92	(3,400.00)
101-0000-16404-000000	DUE FROM SPECIAL FIRE DUTY	48,616.19	44,703.51	43,870.56	49,449.14
101-0000-16451-000000	DUE FROM POLICE-GRANT/DONATION	7,154.04	177,013.00	176,255.25	7,911.79
101-0000-16452-000000	DUE FROM POLICE FED SEIZURE FD	(48,483.74)	100,298.77	53,754.89	(1,939.86)
101-0000-16453-000000	DUE FROM POLICE EVIDENCE	0.00	13,640.00	73,694.00	(60,054.00)
101-0000-16454-000000	DUE FROM POLICE STATE SEIZURE	0.00	86,066.69	88,649.69	(2,583.00)
101-0000-16457-000000	DUE FROM SPECIAL POLICE DUTY	184,928.57	2,330,010.72	2,253,536.65	261,402.64
101-0000-16501-000000	DUE FROM MULTIPURPOSE CENTER	(4,153.91)	4,153.91	0.00	0.00
101-0000-16503-000000	DUE FROM SEN SER SPECIAL PROJ	0.00	1,122.00	1,793.00	(671.00)
101-0000-16603-000000	DUE FROM IMPACT FEE	(593.46)	25,908.22	25,314.76	0.00
101-0000-16605-000000	DUE FROM HISTORICAL RECORDS	(1,904.00)	5,488.00	3,584.00	0.00
101-0000-16700-000000	DUE FROM COMMUNITY DEVELOPMENT	53,269.18	385,608.95	397,031.95	41,846.18
101-0000-16701-000000	DUE FROM WIA	44,554.56	262,358.06	209,821.21	97,091.41
101-0000-16704-000000	DUE FROM HOSPITALIZATION	922,105.67	13,449,029.02	12,540,039.12	1,831,095.57
101-0000-16750-000000	DUE FROM CLAIMS COMMITTEE	(200,712.16)	1,380,659.33	1,161,251.33	18,695.84
101-0000-16800-000000	DUE FROM SEWER ENTERPRISE	2,784,364.14	26,841,506.13	29,577,318.22	48,552.05
101-0000-16901-000000	DUE FROM POLICE PENSION FUND	20,000.00	0.00	20,000.00	0.00
101-0000-16904-000000	DUE FROM OPEB TRUST	1,747,248.22	5,060,958.39	4,767,490.75	2,040,715.86
101-0000-16999-000000	DUE FROM OTHER FUNDS	0.00	3,718,850.81	3,718,850.81	0.00
101-0000-17101-000000	ADVANCED DEPOSITS-UNITED HEALT	82,000.00	0.00	0.00	82,000.00
101-0000-17102-000000	ADVANCE DEPOSITS-BLUE CROSS	125,000.00	0.00	0.00	125,000.00
101-0000-17105-000000	LEASE RECEIVABLE - LONG TERM	547,850.00	0.00	0.00	547,850.00

City of Cranston
YTD Trial Balance
Fiscal Year: 2024 As of May 16, 2025

Account Number	Description	Beginning Balance	Debits	Credits	Ending Balance
_Total_0000		34,398,956.98	1,416,483,413.04	1,413,800,825.64	37,081,544.38
_Total_Assets		34,398,956.98	1,416,483,413.04	1,413,800,825.64	37,081,544.38
101-0000-21000-000000	ACCOUNTS PAYABLE	(2,321,089.38)	40,406,395.97	38,085,369.60	(63.01)
101-0000-21110-000000	CURRENT YEAR ACCOUNTS PAYABLE	217,553.21	1,200.63	218,753.84	0.00
101-0000-21500-000000	ACCOUNTS PAYABLE SCHOOL	3,273,046.28	3,506,539.50	14,989,696.17	(8,210,110.39)
101-0000-23000-000000	ACCRUED PAYROLL	(3,432,347.18)	74,368,227.83	70,935,880.65	0.00
101-0000-23118-000000	CRANSTON T.D.I.	(1,991.97)	44,001.63	50,131.51	(8,121.85)
101-0000-23120-000000	MARRIAGE LICENSE-STATE SHARE	(96.00)	6,160.00	6,128.00	(64.00)
101-0000-23121-000000	VITAL RECORDS-STATE SHARE	(2,464.00)	22,072.00	29,344.00	(9,736.00)
101-0000-23122-000000	VITAL RECORDS MAIL-STATE SHARE	0.00	0.00	55.00	(55.00)
101-0000-23123-000000	VITAL REC ADD'L COPY-STATE SHARE	(3,501.00)	22,077.00	36,810.00	(18,234.00)
101-0000-23124-000000	DEED STATE	0.00	1,044,853.51	926,472.58	118,380.93
101-0000-23125-000000	DEED > 800	0.00	28,736.20	25,224.10	3,512.10
101-0000-23127-000000	HISTORICAL STATE LIABILITY	0.00	0.00	24,265.78	(24,265.78)
101-0000-26201-000000	DUE TO OTHER FUNDS	0.00	40,076,454.66	40,076,454.66	0.00
101-0000-26222-000000	DUE TO OTHER FUNDS - DEPOSITS	(76,011.14)	37,678,249.64	36,934,094.90	668,143.60
101-0000-27000-000000	LEASE RECEIVABLE-DEFERRED INFLOW	(556,522.00)	0.00	0.00	(556,522.00)
101-0000-27110-000000	DEFERRED REV-COLLECTION IN ADV	(9,696,262.17)	9,696,262.17	0.00	0.00
101-0000-27115-000000	DEFERRED REVENUE	(2,592,086.67)	193,525,603.02	195,163,999.35	(4,230,483.00)
101-0000-27130-000000	DEFERRED REVENUE-OTHER	(166,847.04)	61,020.00	920,000.00	(1,025,827.04)
_Total_0000		(15,358,619.06)	400,487,853.76	398,422,680.14	(13,293,445.44)
_Total_Liabilities		(15,358,619.06)	400,487,853.76	398,422,680.14	(13,293,445.44)
101-0000-30000-000000	BUDGETARY RESERVE FOR ENCUMBRAN	0.00	6,852,508.88	8,689,032.94	(1,836,524.06)
101-0000-30100-000000	ENCUMBRANCE CONTROL	0.00	8,689,032.94	6,852,508.88	1,836,524.06
101-0000-30200-000000	REVENUE CONTROL	0.00	16,099,688.27	327,125,858.36	(311,026,170.09)
101-0000-30300-000000	EXPENDITURE CONTROL	0.00	313,303,441.94	7,025,032.87	306,278,409.07
101-0000-31404-000000	F/B-UNASSIGNED	(19,040,337.92)	0.00	0.00	(19,040,337.92)
_Total_0000		(19,040,337.92)	344,944,672.03	349,692,433.05	(23,788,098.94)
_Total_Fund Equity		(19,040,337.92)	344,944,672.03	349,692,433.05	(23,788,098.94)
_Total_101 GENERAL FUND		0.00	2,161,915,938.83	2,161,915,938.83	0.00
102-0000-11200-000000	CASH	1,559,655.96	31,088.50	1,590,744.46	0.00
102-0000-11313-000000	WEBSTER BANK	0.00	1,822.33	1,822.33	0.00
102-0000-11313-100001	WEBSTER BANK	895,759.27	17,855.09	913,614.36	0.00
102-0000-12204-000000	INVESTMENT-WASHINGTON TRUST	4,586,109.36	103,861.54	4,689,970.90	0.00
102-0000-12205-000000	INVESTMENT-BANK RI	57,148.71	4,704,096.05	4,761,244.76	0.00
_Total_0000		7,098,673.30	4,858,723.51	11,957,396.81	0.00
_Total_Assets		7,098,673.30	4,858,723.51	11,957,396.81	0.00
102-0000-26201-000000	DUE TO OTHER FUNDS	0.00	2,504,358.82	2,504,358.82	0.00
102-0000-27130-000000	DEFERRED REVENUE-OTHER	(5,597,684.14)	5,597,684.14	0.00	0.00
_Total_0000		(5,597,684.14)	8,102,042.96	2,504,358.82	0.00
_Total_Liabilities		(5,597,684.14)	8,102,042.96	2,504,358.82	0.00
102-0000-30200-000000	REVENUE CONTROL	0.00	26,063.85	5,771,079.98	(5,745,016.13)
102-0000-30300-000000	EXPENDITURE CONTROL	0.00	7,246,005.29	0.00	7,246,005.29
102-0000-31404-000000	F/B-UNASSIGNED	(1,500,989.16)	0.00	0.00	(1,500,989.16)
_Total_0000		(1,500,989.16)	7,272,069.14	5,771,079.98	0.00
_Total_Fund Equity		(1,500,989.16)	7,272,069.14	5,771,079.98	0.00
_Total_102 AMERICAN RESCUE PLAN ACT		0.00	20,232,835.61	20,232,835.61	0.00
103-0000-11200-000000	CASH	4,136.28	136.00	151.04	4,121.24
103-0000-12205-000000	INVESTMENT-BANK RI	728.59	22.43	0.00	751.02
_Total_0000		4,864.87	158.43	151.04	4,872.26
_Total_Assets		4,864.87	158.43	151.04	4,872.26

City of Cranston
YTD Trial Balance
Fiscal Year: 2024 As of May 16, 2025

Account Number	Description	Beginning Balance	Debits	Credits	Ending Balance
103-0000-30200-000000	REVENUE CONTROL	0.00	151.04	158.43	(7.39)
103-0000-31404-000000	F/B-UNASSIGNED	(4,864.87)	0.00	0.00	(4,864.87)
_Total_0000		(4,864.87)	151.04	158.43	(4,872.26)
_Total_Fund Equity		(4,864.87)	151.04	158.43	(4,872.26)
_Total_103 HEALTH CARE STABILIZATION FUND		0.00	309.47	309.47	0.00
104-0000-11200-000000	CASH	292,422.99	9,785.67	0.00	302,208.66
_Total_0000		292,422.99	9,785.67	0.00	302,208.66
_Total_Assets		292,422.99	9,785.67	0.00	302,208.66
104-0000-30200-000000	REVENUE CONTROL	0.00	0.00	9,785.67	(9,785.67)
104-0000-31404-000000	F/B-UNASSIGNED	(292,422.99)	0.00	0.00	(292,422.99)
_Total_0000		(292,422.99)	0.00	9,785.67	(302,208.66)
_Total_Fund Equity		(292,422.99)	0.00	9,785.67	(302,208.66)
_Total_104 SNOW AND ICE INSURANCE FUND		0.00	9,785.67	9,785.67	0.00
105-0000-11200-000000	CASH	16,995.77	568.75	0.00	17,564.52
_Total_0000		16,995.77	568.75	0.00	17,564.52
_Total_Assets		16,995.77	568.75	0.00	17,564.52
105-0000-30200-000000	REVENUE CONTROL	0.00	0.00	568.75	(568.75)
105-0000-31404-000000	F/B-UNASSIGNED	(16,995.77)	0.00	0.00	(16,995.77)
_Total_0000		(16,995.77)	0.00	568.75	(17,564.52)
_Total_Fund Equity		(16,995.77)	0.00	568.75	(17,564.52)
_Total_105 PUBLIC FACILITES MGMT. FOUND.		0.00	568.75	568.75	0.00
106-0000-11200-000000	CASH	6,752.05	225.96	0.00	6,978.01
_Total_0000		6,752.05	225.96	0.00	6,978.01
_Total_Assets		6,752.05	225.96	0.00	6,978.01
106-0000-30200-000000	REVENUE CONTROL	0.00	0.00	225.96	(225.96)
106-0000-31404-000000	F/B-UNASSIGNED	(6,752.05)	0.00	0.00	(6,752.05)
_Total_0000		(6,752.05)	0.00	225.96	(6,978.01)
_Total_Fund Equity		(6,752.05)	0.00	225.96	(6,978.01)
_Total_106 JUVENILE HEARING BOARD		0.00	225.96	225.96	0.00
107-0000-11200-000000	CASH	186,111.80	17,322.63	34,155.42	169,279.01
_Total_0000		186,111.80	17,322.63	34,155.42	169,279.01
_Total_Assets		186,111.80	17,322.63	34,155.42	169,279.01
107-0000-21000-000000	ACCOUNTS PAYABLE	0.00	34,155.42	34,155.42	0.00
107-0000-26201-000000	DUE TO OTHER FUNDS	16,933.83	0.00	16,933.83	0.00
_Total_0000		16,933.83	34,155.42	51,089.25	0.00
_Total_Liabilities		16,933.83	34,155.42	51,089.25	0.00
107-0000-30000-000000	BUDGETARY RESERVE FOR ENCUMBRAN	0.00	34,155.42	34,155.42	0.00
107-0000-30100-000000	ENCUMBRANCE CONTROL	0.00	34,155.42	34,155.42	0.00
107-0000-30200-000000	REVENUE CONTROL	0.00	0.00	388.80	(388.80)
107-0000-30300-000000	EXPENDITURE CONTROL	0.00	34,155.42	0.00	34,155.42
107-0000-31404-000000	F/B-UNASSIGNED	(203,045.63)	0.00	0.00	(203,045.63)
_Total_0000		(203,045.63)	102,466.26	68,699.64	(169,279.01)
_Total_Fund Equity		(203,045.63)	102,466.26	68,699.64	(169,279.01)

City of Cranston
YTD Trial Balance
Fiscal Year: 2024 As of May 16, 2025

Account Number	Description	Beginning Balance	Debits	Credits	Ending Balance
_Total_107 LIBRARY RESERVE		0.00	153,944.31	153,944.31	0.00
110-0000-11200-000000	CASH	0.00	79,780.71	38,565.00	41,215.71
110-0000-11200-110100	CASH	0.00	65,303.18	106,518.89	(41,215.71)
_Total_0000		0.00	145,083.89	145,083.89	0.00
_Total_Assets		0.00	145,083.89	145,083.89	0.00
110-0000-21000-000000	ACCOUNTS PAYABLE	0.00	145,083.89	145,083.89	0.00
110-0000-26201-000000	DUE TO OTHER FUNDS	(77,130.00)	146,583.78	164,338.49	(94,884.71)
_Total_0000		(77,130.00)	291,667.67	309,422.38	(94,884.71)
_Total_Liabilities		(77,130.00)	291,667.67	309,422.38	(94,884.71)
110-0000-30200-000000	REVENUE CONTROL	0.00	0.00	146,583.78	(146,583.78)
110-0000-30300-000000	EXPENDITURE CONTROL	0.00	164,338.49	0.00	164,338.49
110-0000-31404-000000	F/B-UNASSIGNED	77,130.00	0.00	0.00	77,130.00
_Total_0000		77,130.00	164,338.49	146,583.78	94,884.71
_Total_Fund Equity		77,130.00	164,338.49	146,583.78	94,884.71
_Total_110 NON PUBLIC SAFETY GRANTS		0.00	601,090.05	601,090.05	0.00
200-2000-11200-200008	CASH	4,910.17	37,019,029.50	32,277,826.73	4,746,112.94
200-2000-11200-200009	CASH	0.00	0.00	4,110,137.08	(4,110,137.08)
200-2000-11200-200999	CASH	0.00	1,003,081.56	1,003,081.56	0.00
200-2000-12206-200008	INVESTMENT-OSIP	13,606,763.73	36,010,533.59	37,560,903.87	12,056,393.45
200-2000-12800-200008	CAPITALIZED INTEREST	0.00	2,544,107.32	1,916,621.67	627,485.65
200-2000-16999-000000	DUE FROM OTHER FUNDS	0.00	34,919,965.17	34,919,965.17	0.00
_Total_2000 SCHOOL BOND FUND		13,611,673.90	111,496,717.14	111,788,536.08	13,319,854.96
200-6371-11200-200009	CASH	0.00	115,132.25	230,082.84	(114,950.59)
_Total_6371 EDEN PARK		0.00	115,132.25	230,082.84	(114,950.59)
200-6374-11200-200008	CASH	0.00	251,864.93	353,941.01	(102,076.08)
200-6374-11200-200009	CASH	0.00	356,573.81	471,607.94	(115,034.13)
_Total_6374 GLADSTONE AT BARROWS		0.00	608,438.74	825,548.95	(217,110.21)
200-6392-11200-200009	CASH	0.00	3,142,650.26	3,256,508.92	(113,858.66)
_Total_6392 APPRENTICESHIP EXPLORATION SCHOOL		0.00	3,142,650.26	3,256,508.92	(113,858.66)
_Total_Assets		13,611,673.90	115,362,938.39	116,100,676.79	12,873,935.50
200-2000-21000-000000	ACCOUNTS PAYABLE	(4,996,674.18)	37,220,084.43	32,223,410.25	0.00
200-2000-21100-000000	RETAINAGE PAYABLE	(946,329.63)	0.00	0.00	(946,329.63)
200-2000-21110-000000	CURRENT YEAR ACCOUNTS PAYABLE	2,921,566.92	0.00	2,921,566.92	0.00
200-2000-26201-000000	DUE TO OTHER FUNDS	0.00	233.26	233.26	0.00
200-2000-28100-200001	BOND ANTICIP NOTES PAY	(5,131.00)	5,131.00	0.00	0.00
200-2000-28100-200002	BOND ANTICIP NOTES PAY	(135,034.00)	135,034.00	0.00	0.00
200-2000-28100-200007	BOND ANTICIP NOTES PAY	(821,406.00)	821,406.00	0.00	0.00
200-2000-28100-200008	BOND ANTICIP NOTES PAY	(84,038,429.00)	84,038,429.00	69,977,440.00	(69,977,440.00)
200-2000-28101-200008	BOND ANTICIPATION NOTE PREMIUM	(910,900.00)	0.00	0.00	(910,900.00)
_Total_2000 SCHOOL BOND FUND		(88,932,336.89)	122,220,317.69	105,122,650.43	(71,834,669.63)
_Total_Liabilities		(88,932,336.89)	122,220,317.69	105,122,650.43	(71,834,669.63)
200-2000-30000-000000	BUDGETARY RESERVE FOR ENCUMBRAN	0.00	31,393,930.12	66,866,163.33	(35,472,233.21)
200-2000-30100-000000	ENCUMBRANCE CONTROL	0.00	66,866,163.33	31,393,930.12	35,472,233.21
200-2000-30200-000000	REVENUE CONTROL	0.00	1,159,252.36	58,286,472.49	(57,127,220.13)
200-2000-30300-000000	EXPENDITURE CONTROL	0.00	42,816,466.82	2,049,175.55	40,767,291.27
200-2000-31404-000000	F/B-UNASSIGNED	75,320,662.99	0.00	0.00	75,320,662.99
_Total_2000 SCHOOL BOND FUND		75,320,662.99	142,235,812.63	158,595,741.49	58,960,734.13
_Total_Fund Equity		75,320,662.99	142,235,812.63	158,595,741.49	58,960,734.13
_Total_200 SCHOOL BOND FUND		0.00	379,819,068.71	379,819,068.71	0.00

City of Cranston
YTD Trial Balance
Fiscal Year: 2024 As of May 16, 2025

Account Number	Description	Beginning Balance	Debits	Credits	Ending Balance
201-2010-11200-201001 CASH		203.38	6.49	209.87	0.00
201-2010-11200-201002 CASH		4,488.64	1,070.75	5,559.39	0.00
201-2010-11200-201003 CASH		4,437.90	145.26	886.43	3,696.73
201-2010-11200-201004 CASH		215,315.65	344.86	91,079.05	124,581.46
201-2010-11200-201005 CASH		142,445.98	207.14	49,508.14	93,144.98
201-2010-11200-201006 CASH		105,025.07	221.69	243.57	105,003.19
201-2010-11200-201007 CASH		257,811.76	544.16	597.86	257,758.06
201-2010-11200-201999 CASH		0.00	484,312.88	272,389.90	211,922.98
_Total_2010 POLICE AND FIRE BOND FUND		729,728.38	486,853.23	420,474.21	796,107.40
_Total_Assets		729,728.38	486,853.23	420,474.21	796,107.40
201-2010-21000-000000 ACCOUNTS PAYABLE		(49,271.33)	417,750.57	368,479.24	0.00
_Total_2010 POLICE AND FIRE BOND FUND		(49,271.33)	417,750.57	368,479.24	0.00
_Total_Liabilities		(49,271.33)	417,750.57	368,479.24	0.00
201-2010-30000-000000 BUDGETARY RESERVE FOR ENCUMBRAN		0.00	375,116.34	442,627.94	(67,511.60)
201-2010-30100-000000 ENCUMBRANCE CONTROL		0.00	442,627.94	375,116.34	67,511.60
201-2010-30200-000000 REVENUE CONTROL		0.00	1,795.96	485,925.55	(484,129.59)
201-2010-30300-000000 EXPENDITURE CONTROL		0.00	460,096.26	91,617.02	368,479.24
201-2010-31404-000000 F/B-UNASSIGNED		(680,457.05)	0.00	0.00	(680,457.05)
_Total_2010 POLICE AND FIRE BOND FUND		(680,457.05)	1,279,636.50	1,395,286.85	(796,107.40)
_Total_Fund Equity		(680,457.05)	1,279,636.50	1,395,286.85	(796,107.40)
_Total_201 POLICE AND FIRE BOND FUND		0.00	2,184,240.30	2,184,240.30	0.00
202-2020-11200-202002 CASH		0.00	84.00	84.00	0.00
202-2020-11200-202003 CASH		291,621.19	511.63	100,362.45	191,770.37
202-2020-11200-202999 CASH		0.00	1,491,583.30	0.00	1,491,583.30
_Total_2020 PUBLIC BUILDING BOND FUND		291,621.19	1,492,178.93	100,446.45	1,683,353.67
_Total_Assets		291,621.19	1,492,178.93	100,446.45	1,683,353.67
202-2020-21000-000000 ACCOUNTS PAYABLE		(17,767.03)	99,790.08	82,023.05	0.00
_Total_2020 PUBLIC BUILDING BOND FUND		(17,767.03)	99,790.08	82,023.05	0.00
_Total_Liabilities		(17,767.03)	99,790.08	82,023.05	0.00
202-2020-30000-000000 BUDGETARY RESERVE FOR ENCUMBRAN		0.00	221,846.55	427,019.76	(205,173.21)
202-2020-30100-000000 ENCUMBRANCE CONTROL		0.00	427,019.76	221,846.55	205,173.21
202-2020-30200-000000 REVENUE CONTROL		0.00	572.37	1,492,094.93	(1,491,522.56)
202-2020-30300-000000 EXPENDITURE CONTROL		0.00	82,023.05	0.00	82,023.05
202-2020-31404-000000 F/B-UNASSIGNED		(273,854.16)	0.00	0.00	(273,854.16)
_Total_2020 PUBLIC BUILDING BOND FUND		(273,854.16)	731,461.73	2,140,961.24	(1,683,353.67)
_Total_Fund Equity		(273,854.16)	731,461.73	2,140,961.24	(1,683,353.67)
_Total_202 PUBLIC BUILDING BOND FUND		0.00	2,323,430.74	2,323,430.74	0.00
203-2030-11200-000000 CASH		0.00	3,464.50	3,464.50	0.00
203-2030-11200-203004 CASH		34,181.86	68.12	3,545.43	30,704.55
203-2030-11200-203005 CASH		75,529.16	159.43	175.16	75,513.43
203-2030-11200-203006 CASH		5,765,750.65	347,758.08	1,248,851.39	4,864,657.34
203-2030-11200-203999 CASH		0.00	2,499,679.71	974,192.74	1,525,486.97
_Total_2030 RECREATION BOND FUND		5,875,461.67	2,851,129.84	2,230,229.22	6,496,362.29
203-6307-11200-203006 CASH		0.00	516,277.21	652,948.51	(136,671.30)
203-6307-11200-203999 CASH		0.00	937,817.74	944,731.75	(6,914.01)
_Total_6307 BUDLONG POOL		0.00	1,454,094.95	1,597,680.26	(143,585.31)
203-6323-11200-203006 CASH		0.00	340,191.52	340,191.52	0.00
_Total_6323 GARDEN CITY		0.00	340,191.52	340,191.52	0.00
203-6342-11200-203006 CASH		0.00	70,775.00	70,775.00	0.00
_Total_6342 STADIUM		0.00	70,775.00	70,775.00	0.00

City of Cranston
YTD Trial Balance
Fiscal Year: 2024 As of May 16, 2025

Account Number	Description	Beginning Balance	Debits	Credits	Ending Balance
203-6343-11200-203006 CASH		0.00	8,781.15	8,781.15	0.00
_Total_6343 STONE HILL		0.00	8,781.15	8,781.15	0.00
203-6345-11200-203006 CASH		0.00	8,781.15	8,781.15	0.00
_Total_6345 WATERMAN		0.00	8,781.15	8,781.15	0.00
203-6349-11200-203006 CASH		0.00	1,405.06	1,405.06	0.00
_Total_6349 WOODRIDGE		0.00	1,405.06	1,405.06	0.00
_Total_Assets		5,875,461.67	4,735,158.67	4,257,843.36	6,352,776.98
203-2030-21000-000000 ACCOUNTS PAYABLE		(268,295.92)	1,979,211.88	1,710,915.96	0.00
_Total_2030 RECREATION BOND FUND		(268,295.92)	1,979,211.88	1,710,915.96	0.00
_Total_Liabilities		(268,295.92)	1,979,211.88	1,710,915.96	0.00
203-2030-30000-000000 BUDGETARY RESERVE FOR ENCUMBRAN		0.00	5,217,567.58	8,258,965.18	(3,041,397.60)
203-2030-30100-000000 ENCUMBRANCE CONTROL		0.00	8,258,965.18	5,217,567.58	3,041,397.60
203-2030-30200-000000 REVENUE CONTROL		0.00	12,014.28	2,468,541.47	(2,456,527.19)
203-2030-30300-000000 EXPENDITURE CONTROL		0.00	1,823,400.31	112,484.35	1,710,915.96
203-2030-31404-000000 F/B-UNASSIGNED		(5,607,165.75)	0.00	0.00	(5,607,165.75)
_Total_2030 RECREATION BOND FUND		(5,607,165.75)	15,311,947.35	16,057,558.58	(6,352,776.98)
_Total_Fund Equity		(5,607,165.75)	15,311,947.35	16,057,558.58	(6,352,776.98)
_Total_203 RECREATION BOND FUND		0.00	22,026,317.90	22,026,317.90	0.00
204-2040-11200-204006 CASH		266,073.00	30,742.24	296,815.24	0.00
204-2040-11200-204007 CASH		1,130,017.01	6,590,257.62	7,327,178.33	393,096.30
204-2040-11200-204008 CASH		0.00	4,232,328.11	3,444,685.60	787,642.51
204-2040-11200-204999 CASH		0.00	901,139.53	75,000.00	826,139.53
204-2040-16999-000000 DUE FROM OTHER FUNDS		0.00	5,080,034.83	5,080,034.83	0.00
_Total_2040 HIGHWAY BOND FUND		1,396,090.01	16,834,502.33	16,223,714.00	2,006,878.34
204-6401-11200-204007 CASH		0.00	846,337.33	846,337.33	0.00
_Total_6401 KNIGHTSVILLE PHASE II		0.00	846,337.33	846,337.33	0.00
_Total_Assets		1,396,090.01	17,680,839.66	17,070,051.33	2,006,878.34
204-2040-21000-000000 ACCOUNTS PAYABLE		(127,621.94)	5,956,302.64	5,828,680.70	0.00
204-2040-21100-000000 RETAINAGE PAYABLE		(28,873.94)	0.00	0.00	(28,873.94)
204-2040-26201-000000 DUE TO OTHER FUNDS		0.00	402,985.35	402,985.35	0.00
204-2040-28100-204007 BOND ANTICIP NOTES PAY		0.00	0.00	1,022,560.00	(1,022,560.00)
204-2040-28100-204008 BOND ANTICIP NOTES PAY		0.00	0.00	4,000,000.00	(4,000,000.00)
_Total_2040 HIGHWAY BOND FUND		(156,495.88)	6,359,287.99	11,254,226.05	(5,051,433.94)
_Total_Liabilities		(156,495.88)	6,359,287.99	11,254,226.05	(5,051,433.94)
204-2040-30000-000000 BUDGETARY RESERVE FOR ENCUMBRAN		0.00	5,626,970.57	6,996,818.45	(1,369,847.88)
204-2040-30100-000000 ENCUMBRANCE CONTROL		0.00	6,996,818.45	5,626,970.57	1,369,847.88
204-2040-30200-000000 REVENUE CONTROL		0.00	28,909.84	1,553,650.34	(1,524,740.50)
204-2040-30300-000000 EXPENDITURE CONTROL		0.00	6,921,600.33	1,112,710.10	5,808,890.23
204-2040-31404-000000 F/B-UNASSIGNED		(1,239,594.13)	0.00	0.00	(1,239,594.13)
_Total_2040 HIGHWAY BOND FUND		(1,239,594.13)	19,574,299.19	15,290,149.46	3,044,555.60
_Total_Fund Equity		(1,239,594.13)	19,574,299.19	15,290,149.46	3,044,555.60
_Total_204 HIGHWAY BOND FUND		0.00	43,614,426.84	43,614,426.84	0.00
205-2050-11200-000000 CASH		0.00	45,073.81	45,073.81	0.00
205-2050-11200-205002 CASH		338,735.24	64,505.67	349,948.76	53,292.15
_Total_2050 STORM DRAINS BOND FUND		338,735.24	109,579.48	395,022.57	53,292.15
_Total_Assets		338,735.24	109,579.48	395,022.57	53,292.15
205-2050-21000-000000 ACCOUNTS PAYABLE		(88,212.61)	349,566.69	261,354.08	0.00

City of Cranston
YTD Trial Balance
Fiscal Year: 2024 As of May 16, 2025

Account Number	Description	Beginning Balance	Debits	Credits	Ending Balance
_Total_2050 STORM DRAINS BOND FUND		(88,212.61)	349,566.69	261,354.08	0.00
_Total_Liabilities		(88,212.61)	349,566.69	261,354.08	0.00
205-2050-30000-000000	BUDGETARY RESERVE FOR ENCUMBRAN	0.00	299,227.29	321,712.90	(22,485.61)
205-2050-30100-000000	ENCUMBRANCE CONTROL	0.00	321,712.90	299,227.29	22,485.61
205-2050-30200-000000	REVENUE CONTROL	0.00	399.60	326.92	72.68
205-2050-30300-000000	EXPENDITURE CONTROL	0.00	287,270.36	90,112.56	197,157.80
205-2050-31404-000000	F/B-UNASSIGNED	(250,522.63)	0.00	0.00	(250,522.63)
_Total_2050 STORM DRAINS BOND FUND		(250,522.63)	908,610.15	711,379.67	(53,292.15)
_Total_Fund Equity		(250,522.63)	908,610.15	711,379.67	(53,292.15)
_Total_205 STORM DRAINS BOND FUND		0.00	1,367,756.32	1,367,756.32	0.00
207-2070-11200-000000	CASH	0.00	133.89	133.89	0.00
207-2070-11200-207002	CASH	36,831.10	1,239.20	1,373.09	36,697.21
_Total_2070 LIBRARY BOND FUND		36,831.10	1,373.09	1,506.98	36,697.21
_Total_Assets		36,831.10	1,373.09	1,506.98	36,697.21
207-2070-30200-000000	REVENUE CONTROL	0.00	1,373.09	1,239.20	133.89
207-2070-31404-000000	F/B-UNASSIGNED	(36,831.10)	0.00	0.00	(36,831.10)
_Total_2070 LIBRARY BOND FUND		(36,831.10)	1,373.09	1,239.20	(36,697.21)
_Total_Fund Equity		(36,831.10)	1,373.09	1,239.20	(36,697.21)
_Total_207 LIBRARY BOND FUND		0.00	2,746.18	2,746.18	0.00
208-2080-11200-208001	CASH	77,284.95	1,996.75	34,477.70	44,804.00
_Total_2080 NEIGHBORHOOD INFRASTRUCTURE		77,284.95	1,996.75	34,477.70	44,804.00
_Total_Assets		77,284.95	1,996.75	34,477.70	44,804.00
208-2080-21000-000000	ACCOUNTS PAYABLE	0.00	32,200.00	32,200.00	0.00
_Total_2080 NEIGHBORHOOD INFRASTRUCTURE		0.00	32,200.00	32,200.00	0.00
_Total_Liabilities		0.00	32,200.00	32,200.00	0.00
208-2080-30000-000000	BUDGETARY RESERVE FOR ENCUMBRAN	0.00	32,200.00	119,330.33	(87,130.33)
208-2080-30100-000000	ENCUMBRANCE CONTROL	0.00	119,330.33	32,200.00	87,130.33
208-2080-30200-000000	REVENUE CONTROL	0.00	2,277.70	1,996.75	280.95
208-2080-30300-000000	EXPENDITURE CONTROL	0.00	32,200.00	0.00	32,200.00
208-2080-31404-000000	F/B-UNASSIGNED	(77,284.95)	0.00	0.00	(77,284.95)
_Total_2080 NEIGHBORHOOD INFRASTRUCTURE		(77,284.95)	186,008.03	153,527.08	(44,804.00)
_Total_Fund Equity		(77,284.95)	186,008.03	153,527.08	(44,804.00)
_Total_208 NEIGHBORHOOD INFRASTRUCTURE		0.00	220,204.78	220,204.78	0.00
209-2090-11200-209002	CASH	39,627.23	1,302.99	1,447.04	39,483.18
_Total_2090 OPEN SPACE		39,627.23	1,302.99	1,447.04	39,483.18
_Total_Assets		39,627.23	1,302.99	1,447.04	39,483.18
209-2090-30200-000000	REVENUE CONTROL	0.00	1,447.04	1,302.99	144.05
209-2090-31404-000000	F/B-UNASSIGNED	(39,627.23)	0.00	0.00	(39,627.23)
_Total_2090 OPEN SPACE		(39,627.23)	1,447.04	1,302.99	(39,483.18)
_Total_Fund Equity		(39,627.23)	1,447.04	1,302.99	(39,483.18)
_Total_209 OPEN SPACE		0.00	2,750.03	2,750.03	0.00
300-3000-11200-000000	CASH	33,718.91	1,128.37	0.00	34,847.28
_Total_3000 FLOOD MITIGATION-NCRS		33,718.91	1,128.37	0.00	34,847.28
_Total_Assets		33,718.91	1,128.37	0.00	34,847.28

City of Cranston
YTD Trial Balance
Fiscal Year: 2024 As of May 16, 2025

Account Number	Description	Beginning Balance	Debits	Credits	Ending Balance
300-3000-30200-000000	REVENUE CONTROL	0.00	0.00	1,128.37	(1,128.37)
300-3000-31404-000000	F/B-UNASSIGNED	(33,718.91)	0.00	0.00	(33,718.91)
_Total_3000 FLOOD MITIGATION-NCRS		(33,718.91)	0.00	1,128.37	(34,847.28)
_Total_Fund Equity		(33,718.91)	0.00	1,128.37	(34,847.28)
_Total_300 FLOOD MITIGATION-NCRS		0.00	1,128.37	1,128.37	0.00
301-3010-11200-000000	CASH	8.31	0.29	0.00	8.60
_Total_3010 URBAN DEVELOPMENT ACTION GRANT		8.31	0.29	0.00	8.60
_Total_Assets		8.31	0.29	0.00	8.60
301-3010-30200-000000	REVENUE CONTROL	0.00	0.00	0.29	(0.29)
301-3010-31404-000000	F/B-UNASSIGNED	(8.31)	0.00	0.00	(8.31)
_Total_3010 URBAN DEVELOPMENT ACTION GRANT		(8.31)	0.00	0.29	(8.60)
_Total_Fund Equity		(8.31)	0.00	0.29	(8.60)
_Total_301 URBAN DEVELOPMENT ACTION GRANT		0.00	0.29	0.29	0.00
302-3020-11200-302001	CASH	998,342.61	57,050.52	841.50	1,054,551.63
302-3020-11200-302002	CASH	637,985.20	21,365.32	0.00	659,350.52
302-3020-17100-302001	OTHER RECEIVABLES	394,402.22	0.00	14,895.20	379,507.02
_Total_3020 ECON DEVELOPMENT REV. LOAN FND		2,030,730.03	78,415.84	15,736.70	2,093,409.17
_Total_Assets		2,030,730.03	78,415.84	15,736.70	2,093,409.17
302-3020-21000-000000	ACCOUNTS PAYABLE	0.00	841.50	841.50	0.00
302-3020-27130-000000	DEFERRED REVENUE-OTHER	(232,891.54)	0.00	147,997.92	(380,889.46)
_Total_3020 ECON DEVELOPMENT REV. LOAN FND		(232,891.54)	841.50	148,839.42	(380,889.46)
_Total_Liabilities		(232,891.54)	841.50	148,839.42	(380,889.46)
302-3020-30200-000000	REVENUE CONTROL	0.00	147,997.92	63,520.64	84,477.28
302-3020-30300-000000	EXPENDITURE CONTROL	0.00	841.50	0.00	841.50
302-3020-31404-000000	F/B-UNASSIGNED	(1,797,838.49)	0.00	0.00	(1,797,838.49)
_Total_3020 ECON DEVELOPMENT REV. LOAN FND		(1,797,838.49)	148,839.42	63,520.64	(1,712,519.71)
_Total_Fund Equity		(1,797,838.49)	148,839.42	63,520.64	(1,712,519.71)
_Total_302 ECON DEVELOPMENT REV. LOAN FND		0.00	228,096.76	228,096.76	0.00
303-3030-11200-000000	CASH	0.00	982.00	0.00	982.00
303-3030-11200-303001	CASH	99,628.13	53,111.82	57,259.92	95,480.03
_Total_3030 PUBLIC LIBRARIES		99,628.13	54,093.82	57,259.92	96,462.03
303-3032-11200-000000	CASH	0.00	579.10	579.10	0.00
303-3032-11200-303001	CASH	0.00	56,547.71	61,520.83	(4,973.12)
_Total_3032 PUPLIC LIBRARY GIFT		0.00	57,126.81	62,099.93	(4,973.12)
_Total_Assets		99,628.13	111,220.63	119,359.85	91,488.91
303-3030-21000-000000	ACCOUNTS PAYABLE	(2,606.66)	62,099.93	59,493.27	0.00
303-3030-26201-000000	DUE TO OTHER FUNDS	2,461.00	49,291.79	51,066.29	686.50
_Total_3030 PUBLIC LIBRARIES		(145.66)	111,391.72	110,559.56	686.50
_Total_Liabilities		(145.66)	111,391.72	110,559.56	686.50
303-3030-30000-000000	BUDGETARY RESERVE FOR ENCUMBRAN	0.00	54,938.49	63,568.28	(8,629.79)
303-3030-30100-000000	ENCUMBRANCE CONTROL	0.00	63,568.28	54,938.49	8,629.79
303-3030-30200-000000	REVENUE CONTROL	0.00	0.00	52,319.32	(52,319.32)
303-3030-30300-000000	EXPENDITURE CONTROL	0.00	59,626.38	0.00	59,626.38
303-3030-31404-000000	F/B-UNASSIGNED	(99,482.47)	0.00	0.00	(99,482.47)
_Total_3030 PUBLIC LIBRARIES		(99,482.47)	178,133.15	170,826.09	(92,175.41)

City of Cranston
YTD Trial Balance
Fiscal Year: 2024 As of May 16, 2025

Account Number	Description	Beginning Balance	Debits	Credits	Ending Balance
_Total_Fund Equity		(99,482.47)	178,133.15	170,826.09	(92,175.41)
_Total_303 PUBLIC LIBRARIES		0.00	400,745.50	400,745.50	0.00
380-3800-11200-000000	CASH	666,643.16	660,110.51	645,840.17	680,913.50
380-3800-18203-000000	BUILDINGS	1,255,463.89	0.00	0.00	1,255,463.89
380-3800-18206-000000	MACHINERY & EQUIPMENT	148,852.92	0.00	0.00	148,852.92
380-3800-18220-000000	CONSTRUCTION IN PROGRESS	12,010.00	0.00	0.00	12,010.00
380-3800-18500-000000	ACCUMULATED DEPRECIATION	(732,829.51)	0.00	0.00	(732,829.51)
_Total_3800 ICE RINK FUND		1,350,140.46	660,110.51	645,840.17	1,364,410.80
_Total_Assets		1,350,140.46	660,110.51	645,840.17	1,364,410.80
380-3800-21000-000000	ACCOUNTS PAYABLE	(23,211.22)	376,036.51	352,825.29	0.00
380-3800-23000-000000	ACCRUED PAYROLL	(10,806.29)	258,479.39	247,673.10	0.00
380-3800-26201-000000	DUE TO OTHER FUNDS	(46,592.24)	270,651.74	257,799.39	(33,739.89)
_Total_3800 ICE RINK FUND		(80,609.75)	905,167.64	858,297.78	(33,739.89)
_Total_Liabilities		(80,609.75)	905,167.64	858,297.78	(33,739.89)
380-3800-30000-000000	BUDGETARY RESERVE FOR ENCUMBRAN	0.00	107,988.82	148,192.44	(40,203.62)
380-3800-30100-000000	ENCUMBRANCE CONTROL	0.00	148,192.44	107,988.82	40,203.62
380-3800-30200-000000	REVENUE CONTROL	0.00	0.00	659,476.39	(659,476.39)
380-3800-30300-000000	EXPENDITURE CONTROL	0.00	599,184.27	848.08	598,336.19
380-3800-34100-000000	RETAINED EARNINGS	(1,269,530.71)	0.00	0.00	(1,269,530.71)
_Total_3800 ICE RINK FUND		(1,269,530.71)	855,365.53	916,505.73	(1,330,670.91)
_Total_Fund Equity		(1,269,530.71)	855,365.53	916,505.73	(1,330,670.91)
_Total_380 ICE RINK FUND		0.00	2,420,643.68	2,420,643.68	0.00
400-4000-11200-000000	CASH	13.71	0.44	0.00	14.15
_Total_4000 EMERGENCY MANAGEMENT FUND		13.71	0.44	0.00	14.15
_Total_Assets		13.71	0.44	0.00	14.15
400-4000-30200-000000	REVENUE CONTROL	0.00	0.00	0.44	(0.44)
400-4000-31404-000000	F/B-UNASSIGNED	(13.71)	0.00	0.00	(13.71)
_Total_4000 EMERGENCY MANAGEMENT FUND		(13.71)	0.00	0.44	(14.15)
_Total_Fund Equity		(13.71)	0.00	0.44	(14.15)
_Total_400 EMERGENCY MANAGEMENT FUND		0.00	0.44	0.44	0.00
402-4020-11200-000000	CASH	28,119.99	108,169.05	88,407.71	47,881.33
402-4020-11200-402001	CASH	0.00	1,428.97	1,428.97	0.00
402-4020-11200-402002	CASH	0.00	74,472.00	74,472.00	0.00
402-4020-11200-402003	CASH	0.00	625.00	625.00	0.00
402-4020-16999-000000	DUE FROM OTHER FUNDS	0.00	94,524.53	94,524.53	0.00
_Total_4020 FIRE - GRANTS/DONATIONS		28,119.99	279,219.55	259,458.21	47,881.33
_Total_Assets		28,119.99	279,219.55	259,458.21	47,881.33
402-4020-21000-000000	ACCOUNTS PAYABLE	(717.01)	88,278.72	87,561.71	0.00
402-4020-26201-000000	DUE TO OTHER FUNDS	70,205.37	52,394.66	119,200.03	3,400.00
_Total_4020 FIRE - GRANTS/DONATIONS		69,488.36	140,673.38	206,761.74	3,400.00
_Total_Liabilities		69,488.36	140,673.38	206,761.74	3,400.00
402-4020-30000-000000	BUDGETARY RESERVE FOR ENCUMBRAN	0.00	82,933.23	88,810.44	(5,877.21)
402-4020-30100-000000	ENCUMBRANCE CONTROL	0.00	88,810.44	82,933.23	5,877.21
402-4020-30200-000000	REVENUE CONTROL	0.00	9,192.70	64,843.34	(55,650.64)
402-4020-30300-000000	EXPENDITURE CONTROL	0.00	101,977.66	0.00	101,977.66
402-4020-31404-000000	F/B-UNASSIGNED	(97,608.35)	0.00	0.00	(97,608.35)
_Total_4020 FIRE - GRANTS/DONATIONS		(97,608.35)	282,914.03	236,587.01	(51,281.33)
_Total_Fund Equity		(97,608.35)	282,914.03	236,587.01	(51,281.33)

City of Cranston
YTD Trial Balance
Fiscal Year: 2024 As of May 16, 2025

Account Number	Description	Beginning Balance	Debits	Credits	Ending Balance
_Total_402 FIRE - GRANTS/DONATIONS		0.00	702,806.96	702,806.96	0.00
403-4030-11200-000000 CASH		25,816.17	863.91	0.00	26,680.08
_Total_4030 FIRE REVOLVING LOAN FUND		25,816.17	863.91	0.00	26,680.08
_Total_Assets		25,816.17	863.91	0.00	26,680.08
403-4030-30200-000000 REVENUE CONTROL		0.00	0.00	863.91	(863.91)
403-4030-31404-000000 F/B-UNASSIGNED		(25,816.17)	0.00	0.00	(25,816.17)
_Total_4030 FIRE REVOLVING LOAN FUND		(25,816.17)	0.00	863.91	(26,680.08)
_Total_Fund Equity		(25,816.17)	0.00	863.91	(26,680.08)
_Total_403 FIRE REVOLVING LOAN FUND		0.00	863.91	863.91	0.00
404-4040-11200-000000 CASH		10,187.17	36,548.47	42,000.00	4,735.64
_Total_4040 SPECIAL FIRE DUTY FUND		10,187.17	36,548.47	42,000.00	4,735.64
_Total_Assets		10,187.17	36,548.47	42,000.00	4,735.64
404-4040-23000-000000 ACCRUED PAYABLE		(849.00)	43,376.31	42,527.31	0.00
404-4040-26201-000000 DUE TO OTHER FUNDS		(48,616.19)	42,000.00	42,832.95	(49,449.14)
_Total_4040 SPECIAL FIRE DUTY FUND		(49,465.19)	85,376.31	85,360.26	(49,449.14)
_Total_Liabilities		(49,465.19)	85,376.31	85,360.26	(49,449.14)
404-4040-30200-000000 REVENUE CONTROL		0.00	0.00	36,548.47	(36,548.47)
404-4040-30300-000000 EXPENDITURE CONTROL		0.00	41,983.95	0.00	41,983.95
404-4040-31404-000000 F/B-UNASSIGNED		39,278.02	0.00	0.00	39,278.02
_Total_4040 SPECIAL FIRE DUTY FUND		39,278.02	41,983.95	36,548.47	44,713.50
_Total_Fund Equity		39,278.02	41,983.95	36,548.47	44,713.50
_Total_404 SPECIAL FIRE DUTY FUND		0.00	163,908.73	163,908.73	0.00
450-4500-11200-000000 CASH		55,882.11	29,578.22	44,580.09	40,880.24
_Total_4500 DONATIONS CRAN ANIMAL SHELTER		55,882.11	29,578.22	44,580.09	40,880.24
_Total_Assets		55,882.11	29,578.22	44,580.09	40,880.24
450-4500-21000-000000 ACCOUNTS PAYABLE		(4,888.34)	44,580.09	39,691.75	0.00
450-4500-21110-000000 CURRENT YEAR ACCOUNTS PAYABLE		(339.25)	339.25	0.00	0.00
450-4500-27130-000000 DEFERRED REVENUE-OTHER		0.00	14,261.05	18,899.30	(4,638.25)
_Total_4500 DONATIONS CRAN ANIMAL SHELTER		(5,227.59)	59,180.39	58,591.05	(4,638.25)
_Total_Liabilities		(5,227.59)	59,180.39	58,591.05	(4,638.25)
450-4500-30000-000000 BUDGETARY RESERVE FOR ENCUMBRAN		0.00	4,436.96	4,991.27	(554.31)
450-4500-30100-000000 ENCUMBRANCE CONTROL		0.00	4,991.27	4,436.96	554.31
450-4500-30200-000000 REVENUE CONTROL		0.00	0.00	10,678.92	(10,678.92)
450-4500-30300-000000 EXPENDITURE CONTROL		0.00	25,430.70	339.25	25,091.45
450-4500-31404-000000 F/B-UNASSIGNED		(50,654.52)	0.00	0.00	(50,654.52)
_Total_4500 DONATIONS CRAN ANIMAL SHELTER		(50,654.52)	34,858.93	20,446.40	(36,241.99)
_Total_Fund Equity		(50,654.52)	34,858.93	20,446.40	(36,241.99)
_Total_450 DONATIONS CRAN ANIMAL SHELTER		0.00	123,617.54	123,617.54	0.00
451-4510-11200-000000 CASH		950,843.24	235,807.63	627,964.03	558,686.84
451-4510-11200-451002 CASH		0.00	13,205.67	13,205.67	0.00
451-4510-11200-451003 CASH		0.00	460.00	460.00	0.00
451-4510-11200-451007 CASH		0.00	463,409.67	463,409.67	0.00
451-4510-11200-451008 CASH		0.00	71,497.59	78,097.59	(6,600.00)
451-4510-11200-451009 CASH		0.00	161,720.51	161,720.51	0.00
451-4510-11200-451010 CASH		0.00	28,073.85	29,120.00	(1,046.15)
451-4510-11200-451011 CASH		0.00	12,120.89	12,120.89	0.00

City of Cranston
YTD Trial Balance
Fiscal Year: 2024 As of May 16, 2025

Account Number	Description	Beginning Balance	Debits	Credits	Ending Balance
451-4510-11200-451012	CASH	0.00	3,840.00	3,840.00	0.00
451-4510-11200-451013	CASH	0.00	5,111.76	5,111.76	0.00
451-4510-16999-000000	DUE FROM OTHER FUNDS	0.00	11,961.07	11,961.07	0.00
_Total_4510 POLICE-GRANTS/DONATIONS		950,843.24	1,007,208.64	1,407,011.19	551,040.69
_Total_Assets		950,843.24	1,007,208.64	1,407,011.19	551,040.69
451-4510-21000-000000	ACCOUNTS PAYABLE	(39,345.06)	655,846.56	616,501.50	0.00
451-4510-23000-000000	ACCRUED PAYROLL	(4,098.95)	104,817.76	100,718.81	0.00
451-4510-26201-000000	DUE TO OTHER FUNDS	(7,154.04)	172,121.17	172,878.92	(7,911.79)
_Total_4510 POLICE-GRANTS/DONATIONS		(50,598.05)	932,785.49	890,099.23	(7,911.79)
_Total_Liabilities		(50,598.05)	932,785.49	890,099.23	(7,911.79)
451-4510-30000-000000	BUDGETARY RESERVE FOR ENCUMBRAN	0.00	581,695.69	948,616.25	(366,920.56)
451-4510-30100-000000	ENCUMBRANCE CONTROL	0.00	948,616.25	581,695.69	366,920.56
451-4510-30200-000000	REVENUE CONTROL	0.00	0.00	361,162.55	(361,162.55)
451-4510-30300-000000	EXPENDITURE CONTROL	0.00	718,278.84	0.00	718,278.84
451-4510-31404-000000	F/B-UNASSIGNED	(900,245.19)	0.00	0.00	(900,245.19)
_Total_4510 POLICE-GRANTS/DONATIONS		(900,245.19)	2,248,590.78	1,891,474.49	(543,128.90)
_Total_Fund Equity		(900,245.19)	2,248,590.78	1,891,474.49	(543,128.90)
_Total_451 POLICE-GRANTS/DONATIONS		0.00	4,188,584.91	4,188,584.91	0.00
452-4520-11200-000000	CASH	148,859.73	106,372.05	61,898.13	193,333.65
_Total_4520 POLICE FED FORFEITURE-JUSTICE		148,859.73	106,372.05	61,898.13	193,333.65
_Total_Assets		148,859.73	106,372.05	61,898.13	193,333.65
452-4520-21000-000000	ACCOUNTS PAYABLE	(1,143.26)	61,898.13	60,754.87	0.00
452-4520-26201-000000	DUE TO OTHER FUNDS	48,483.74	53,754.89	100,298.77	1,939.86
_Total_4520 POLICE FED FORFEITURE-JUSTICE		47,340.48	115,653.02	161,053.64	1,939.86
_Total_Liabilities		47,340.48	115,653.02	161,053.64	1,939.86
452-4520-30000-000000	BUDGETARY RESERVE FOR ENCUMBRAN	0.00	9,140.00	9,845.00	(705.00)
452-4520-30100-000000	ENCUMBRANCE CONTROL	0.00	9,845.00	9,140.00	705.00
452-4520-30200-000000	REVENUE CONTROL	0.00	0.00	59,828.17	(59,828.17)
452-4520-30300-000000	EXPENDITURE CONTROL	0.00	60,754.87	0.00	60,754.87
452-4520-31404-000000	F/B-UNASSIGNED	(196,200.21)	0.00	0.00	(196,200.21)
_Total_4520 POLICE FED FORFEITURE-JUSTICE		(196,200.21)	79,739.87	78,813.17	(195,273.51)
_Total_Fund Equity		(196,200.21)	79,739.87	78,813.17	(195,273.51)
_Total_452 POLICE FED FORFEITURE-JUSTICE		0.00	301,764.94	301,764.94	0.00
453-4530-11200-000000	CASH	139,552.09	17,864.48	57,619.00	99,797.57
_Total_4530 POLICE EVIDENCE PENDING		139,552.09	17,864.48	57,619.00	99,797.57
_Total_Assets		139,552.09	17,864.48	57,619.00	99,797.57
453-4530-21000-000000	ACCOUNTS PAYABLE	0.00	57,619.00	57,619.00	0.00
453-4530-26201-000000	DUE TO OTHER FUNDS	0.00	73,694.00	13,640.00	60,054.00
_Total_4530 POLICE EVIDENCE PENDING		0.00	131,313.00	71,259.00	60,054.00
_Total_Liabilities		0.00	131,313.00	71,259.00	60,054.00
453-4530-30200-000000	REVENUE CONTROL	0.00	525.99	78,444.47	(77,918.48)
453-4530-30300-000000	EXPENDITURE CONTROL	0.00	57,619.00	0.00	57,619.00
453-4530-31404-000000	F/B-UNASSIGNED	(139,552.09)	0.00	0.00	(139,552.09)
_Total_4530 POLICE EVIDENCE PENDING		(139,552.09)	58,144.99	78,444.47	(159,851.57)
_Total_Fund Equity		(139,552.09)	58,144.99	78,444.47	(159,851.57)
_Total_453 POLICE EVIDENCE PENDING		0.00	207,322.47	207,322.47	0.00

City of Cranston
YTD Trial Balance
Fiscal Year: 2024 As of May 16, 2025

Account Number	Description	Beginning Balance	Debits	Credits	Ending Balance
454-4540-11200-000000	CASH	141,176.70	91,258.87	31,200.00	201,235.57
_Total_4540 POLICE STATE SEIZURE FUNDS		141,176.70	91,258.87	31,200.00	201,235.57
_Total_Assets		141,176.70	91,258.87	31,200.00	201,235.57
454-4540-21000-000000	ACCOUNTS PAYABLE	0.00	31,200.00	31,200.00	0.00
454-4540-26201-000000	DUE TO OTHER FUNDS	0.00	88,649.69	86,066.69	2,583.00
_Total_4540 POLICE STATE SEIZURE FUNDS		0.00	119,849.69	117,266.69	2,583.00
_Total_Liabilities		0.00	119,849.69	117,266.69	2,583.00
454-4540-30200-000000	REVENUE CONTROL	0.00	0.00	93,841.87	(93,841.87)
454-4540-30300-000000	EXPENDITURE CONTROL	0.00	31,200.00	0.00	31,200.00
454-4540-31404-000000	F/B-UNASSIGNED	(141,176.70)	0.00	0.00	(141,176.70)
_Total_4540 POLICE STATE SEIZURE FUNDS		(141,176.70)	31,200.00	93,841.87	(203,818.57)
_Total_Fund Equity		(141,176.70)	31,200.00	93,841.87	(203,818.57)
_Total_454 POLICE STATE SEIZURE FUNDS		0.00	242,308.56	242,308.56	0.00
455-4550-11200-000000	CASH	14,906.42	498.83	0.00	15,405.25
_Total_4550 POLICE FED FORFEITURE-TREAS		14,906.42	498.83	0.00	15,405.25
_Total_Assets		14,906.42	498.83	0.00	15,405.25
455-4550-30200-000000	REVENUE CONTROL	0.00	0.00	498.83	(498.83)
455-4550-31404-000000	F/B-UNASSIGNED	(14,906.42)	0.00	0.00	(14,906.42)
_Total_4550 POLICE FED FORFEITURE-TREAS		(14,906.42)	0.00	498.83	(15,405.25)
_Total_Fund Equity		(14,906.42)	0.00	498.83	(15,405.25)
_Total_455 POLICE FED FORFEITURE-TREAS		0.00	498.83	498.83	0.00
456-4560-11200-000000	CASH	58,997.08	9,740.83	43.88	68,694.03
_Total_4560 TRAINING ACADEMY MAINTENANCE		58,997.08	9,740.83	43.88	68,694.03
_Total_Assets		58,997.08	9,740.83	43.88	68,694.03
456-4560-21000-000000	ACCOUNTS PAYABLE	0.00	43.88	43.88	0.00
_Total_4560 TRAINING ACADEMY MAINTENANCE		0.00	43.88	43.88	0.00
_Total_Liabilities		0.00	43.88	43.88	0.00
456-4560-30200-000000	REVENUE CONTROL	0.00	0.00	9,740.83	(9,740.83)
456-4560-30300-000000	EXPENDITURE CONTROL	0.00	43.88	0.00	43.88
456-4560-31404-000000	F/B-UNASSIGNED	(58,997.08)	0.00	0.00	(58,997.08)
_Total_4560 TRAINING ACADEMY MAINTENANCE		(58,997.08)	43.88	9,740.83	(68,694.03)
_Total_Fund Equity		(58,997.08)	43.88	9,740.83	(68,694.03)
_Total_456 TRAINING ACADEMY MAINTENANCE		0.00	9,828.59	9,828.59	0.00
457-4570-11200-000000	CASH	1,399,745.68	1,942,814.20	1,634,777.79	1,707,782.09
457-4570-14500-000000	ALLOW FOR UNCOLL REC	(22,982.63)	0.00	0.00	(22,982.63)
457-4570-15106-000000	DEPARTMENT RECEIVABLES	470,892.00	0.00	0.00	470,892.00
457-4570-16999-000000	DUE FROM OTHER FUNDS	0.00	420.00	420.00	0.00
_Total_4570 SPECIAL POLICE DUTY FUND		1,847,655.05	1,943,234.20	1,635,197.79	2,155,691.46
_Total_Assets		1,847,655.05	1,943,234.20	1,635,197.79	2,155,691.46
457-4570-21000-000000	ACCOUNTS PAYABLE	0.00	675.00	675.00	0.00
457-4570-23000-000000	ACCRUED PAYROLL	(198,936.43)	2,276,213.15	2,077,276.72	0.00
457-4570-26201-000000	DUE TO OTHER FUNDS	(184,928.57)	2,138,265.57	2,214,739.64	(261,402.64)
_Total_4570 SPECIAL POLICE DUTY FUND		(383,865.00)	4,415,153.72	4,292,691.36	(261,402.64)
_Total_Liabilities		(383,865.00)	4,415,153.72	4,292,691.36	(261,402.64)

City of Cranston
YTD Trial Balance
Fiscal Year: 2024 As of May 16, 2025

Account Number	Description	Beginning Balance	Debits	Credits	Ending Balance
457-4570-30200-000000	REVENUE CONTROL	0.00	2,700.49	2,446,976.98	(2,444,276.49)
457-4570-30300-000000	EXPENDITURE CONTROL	0.00	2,013,777.72	0.00	2,013,777.72
457-4570-31404-000000	F/B-UNASSIGNED	(1,463,790.05)	0.00	0.00	(1,463,790.05)
_Total_4570 SPECIAL POLICE DUTY FUND		(1,463,790.05)	2,016,478.21	2,446,976.98	(1,894,288.82)
_Total_Fund Equity		(1,463,790.05)	2,016,478.21	2,446,976.98	(1,894,288.82)
_Total_457 SPECIAL POLICE DUTY FUND		0.00	8,374,866.13	8,374,866.13	0.00
500-5000-11200-000000	CASH	5,175.68	4,894.15	3,817.67	6,252.16
_Total_5000 RSVP		5,175.68	4,894.15	3,817.67	6,252.16
_Total_Assets		5,175.68	4,894.15	3,817.67	6,252.16
500-5000-21000-000000	ACCOUNTS PAYABLE	(82.11)	3,817.67	3,735.56	0.00
_Total_5000 RSVP		(82.11)	3,817.67	3,735.56	0.00
_Total_Liabilities		(82.11)	3,817.67	3,735.56	0.00
500-5000-30000-000000	BUDGETARY RESERVE FOR ENCUMBRAN	0.00	990.00	990.00	0.00
500-5000-30100-000000	ENCUMBRANCE CONTROL	0.00	990.00	990.00	0.00
500-5000-30200-000000	REVENUE CONTROL	0.00	0.00	4,894.15	(4,894.15)
500-5000-30300-000000	EXPENDITURE CONTROL	0.00	3,735.56	0.00	3,735.56
500-5000-31404-000000	F/B-UNASSIGNED	(5,093.57)	0.00	0.00	(5,093.57)
_Total_5000 RSVP		(5,093.57)	5,715.56	6,874.15	(6,252.16)
_Total_Fund Equity		(5,093.57)	5,715.56	6,874.15	(6,252.16)
_Total_500 RSVP		0.00	14,427.38	14,427.38	0.00
501-5010-11200-000000	CASH	71,271.53	21,744.33	12,424.70	80,591.16
501-5010-16999-000000	DUE FROM OTHER FUNDS	0.00	463.67	463.67	0.00
_Total_5010 MULTIPURPOSE CENTER		71,271.53	22,208.00	12,888.37	80,591.16
_Total_Assets		71,271.53	22,208.00	12,888.37	80,591.16
501-5010-21000-000000	ACCOUNTS PAYABLE	(1,598.76)	12,424.70	10,825.94	0.00
501-5010-26201-000000	DUE TO OTHER FUNDS	4,153.91	0.00	4,153.91	0.00
_Total_5010 MULTIPURPOSE CENTER		2,555.15	12,424.70	14,979.85	0.00
_Total_Liabilities		2,555.15	12,424.70	14,979.85	0.00
501-5010-30000-000000	BUDGETARY RESERVE FOR ENCUMBRAN	0.00	495.00	990.00	(495.00)
501-5010-30100-000000	ENCUMBRANCE CONTROL	0.00	990.00	495.00	495.00
501-5010-30200-000000	REVENUE CONTROL	0.00	0.00	17,590.42	(17,590.42)
501-5010-30300-000000	EXPENDITURE CONTROL	0.00	10,825.94	0.00	10,825.94
501-5010-31404-000000	F/B-UNASSIGNED	(73,826.68)	0.00	0.00	(73,826.68)
_Total_5010 MULTIPURPOSE CENTER		(73,826.68)	12,310.94	19,075.42	(80,591.16)
_Total_Fund Equity		(73,826.68)	12,310.94	19,075.42	(80,591.16)
_Total_501 MULTIPURPOSE CENTER		0.00	46,943.64	46,943.64	0.00
502-5020-11200-000000	CASH	2,892.99	3,519.52	103.58	6,308.93
_Total_5020 ADULT DAY CARE		2,892.99	3,519.52	103.58	6,308.93
_Total_Assets		2,892.99	3,519.52	103.58	6,308.93
502-5020-21000-000000	ACCOUNTS PAYABLE	0.00	103.58	103.58	0.00
_Total_5020 ADULT DAY CARE		0.00	103.58	103.58	0.00
_Total_Liabilities		0.00	103.58	103.58	0.00
502-5020-30200-000000	REVENUE CONTROL	0.00	0.00	3,519.52	(3,519.52)
502-5020-30300-000000	EXPENDITURE CONTROL	0.00	103.58	0.00	103.58
502-5020-31404-000000	F/B-UNASSIGNED	(2,892.99)	0.00	0.00	(2,892.99)
_Total_5020 ADULT DAY CARE		(2,892.99)	103.58	3,519.52	(6,308.93)

City of Cranston
YTD Trial Balance
Fiscal Year: 2024 As of May 16, 2025

Account Number	Description	Beginning Balance	Debits	Credits	Ending Balance
_Total_Fund Equity		(2,892.99)	103.58	3,519.52	(6,308.93)
_Total_502 ADULT DAY CARE		0.00	3,726.68	3,726.68	0.00
503-5030-11200-000000 CASH		30,132.75	6,354.57	9,466.26	27,021.06
503-5030-16999-000000 DUE FROM OTHER FUNDS		0.00	1,122.00	1,122.00	0.00
_Total_5030 SENIOR SERVICE SPECIAL PROJ		30,132.75	7,476.57	10,588.26	27,021.06
_Total_Assets		30,132.75	7,476.57	10,588.26	27,021.06
503-5030-21000-000000 ACCOUNTS PAYABLE		0.00	9,466.26	9,466.26	0.00
503-5030-26201-000000 DUE TO OTHER FUNDS		0.00	1,793.00	1,122.00	671.00
_Total_5030 SENIOR SERVICE SPECIAL PROJ		0.00	11,259.26	10,588.26	671.00
_Total_Liabilities		0.00	11,259.26	10,588.26	671.00
503-5030-30000-000000 BUDGETARY RESERVE FOR ENCUMBRAN		0.00	2,803.00	2,803.00	0.00
503-5030-30100-000000 ENCUMBRANCE CONTROL		0.00	2,803.00	2,803.00	0.00
503-5030-30200-000000 REVENUE CONTROL		0.00	0.00	5,232.57	(5,232.57)
503-5030-30300-000000 EXPENDITURE CONTROL		0.00	9,466.26	1,793.00	7,673.26
503-5030-31404-000000 F/B-UNASSIGNED		(30,132.75)	0.00	0.00	(30,132.75)
_Total_5030 SENIOR SERVICE SPECIAL PROJ		(30,132.75)	15,072.26	12,631.57	(27,692.06)
_Total_Fund Equity		(30,132.75)	15,072.26	12,631.57	(27,692.06)
_Total_503 SENIOR SERVICE SPECIAL PROJ		0.00	33,808.09	33,808.09	0.00
504-5040-11200-000000 CASH		15,046.44	9,353.54	7,719.96	16,680.02
_Total_5040 CRANSTON SENIOR GAMES		15,046.44	9,353.54	7,719.96	16,680.02
_Total_Assets		15,046.44	9,353.54	7,719.96	16,680.02
504-5040-21000-000000 ACCOUNTS PAYABLE		(60.00)	7,719.96	7,659.96	0.00
_Total_5040 CRANSTON SENIOR GAMES		(60.00)	7,719.96	7,659.96	0.00
_Total_Liabilities		(60.00)	7,719.96	7,659.96	0.00
504-5040-30000-000000 BUDGETARY RESERVE FOR ENCUMBRAN		0.00	7,134.96	7,134.96	0.00
504-5040-30100-000000 ENCUMBRANCE CONTROL		0.00	7,134.96	7,134.96	0.00
504-5040-30200-000000 REVENUE CONTROL		0.00	0.00	9,353.54	(9,353.54)
504-5040-30300-000000 EXPENDITURE CONTROL		0.00	7,659.96	0.00	7,659.96
504-5040-31404-000000 F/B-UNASSIGNED		(14,986.44)	0.00	0.00	(14,986.44)
_Total_5040 CRANSTON SENIOR GAMES		(14,986.44)	21,929.88	23,623.46	(16,680.02)
_Total_Fund Equity		(14,986.44)	21,929.88	23,623.46	(16,680.02)
_Total_504 CRANSTON SENIOR GAMES		0.00	39,003.38	39,003.38	0.00
601-6010-11200-000000 CASH		1,889.47	64.68	0.00	1,954.15
_Total_6010 CRANSTON PARKS AND RECREATION		1,889.47	64.68	0.00	1,954.15
_Total_Assets		1,889.47	64.68	0.00	1,954.15
601-6010-30200-000000 REVENUE CONTROL		0.00	0.00	64.68	(64.68)
601-6010-31404-000000 F/B-UNASSIGNED		(1,889.47)	0.00	0.00	(1,889.47)
_Total_6010 CRANSTON PARKS AND RECREATION		(1,889.47)	0.00	64.68	(1,954.15)
_Total_Fund Equity		(1,889.47)	0.00	64.68	(1,954.15)
_Total_601 CRANSTON PARKS AND RECREATION		0.00	64.68	64.68	0.00
603-6030-11200-000000 CASH		151,561.88	94,823.21	72,774.08	173,611.01
603-6030-12205-000000 INVESTMENT-BANK RI		372,366.08	11,586.20	0.00	383,952.28
_Total_6030 CAP FAC DEV IMPACT FEES		523,927.96	106,409.41	72,774.08	557,563.29
_Total_Assets		523,927.96	106,409.41	72,774.08	557,563.29

City of Cranston
YTD Trial Balance
Fiscal Year: 2024 As of May 16, 2025

Account Number	Description	Beginning Balance	Debits	Credits	Ending Balance
603-6030-21000-000000	ACCOUNTS PAYABLE	(58,349.00)	58,349.00	0.00	0.00
603-6030-26201-000000	DUE TO OTHER FUNDS	593.46	25,314.76	25,908.22	0.00
_Total_6030 CAP FAC DEV IMPACT FEES		(57,755.54)	83,663.76	25,908.22	0.00
_Total_Liabilities		(57,755.54)	83,663.76	25,908.22	0.00
603-6030-30200-000000	REVENUE CONTROL	0.00	5,444.84	112,447.71	(107,002.87)
603-6030-30300-000000	EXPENDITURE CONTROL	0.00	15,612.00	0.00	15,612.00
603-6030-31404-000000	F/B-UNASSIGNED	(466,172.42)	0.00	0.00	(466,172.42)
_Total_6030 CAP FAC DEV IMPACT FEES		(466,172.42)	21,056.84	112,447.71	(557,563.29)
_Total_Fund Equity		(466,172.42)	21,056.84	112,447.71	(557,563.29)
_Total_603 CAP FAC DEV IMPACT FEES		0.00	211,130.01	211,130.01	0.00
604-6040-11200-604001	CASH	226.65	7.60	0.00	234.25
_Total_6040 CRANSTON CEMETERY TRUST FUND		226.65	7.60	0.00	234.25
_Total_Assets		226.65	7.60	0.00	234.25
604-6040-30200-000000	REVENUE CONTROL	0.00	0.00	7.60	(7.60)
604-6040-31404-000000	F/B-UNASSIGNED	(226.65)	0.00	0.00	(226.65)
_Total_6040 CRANSTON CEMETERY TRUST FUND		(226.65)	0.00	7.60	(234.25)
_Total_Fund Equity		(226.65)	0.00	7.60	(234.25)
_Total_604 CRANSTON CEMETERY TRUST FUND		0.00	7.60	7.60	0.00
605-0000-11200-000000	CASH	0.00	982.83	982.83	0.00
_Total_0000		0.00	982.83	982.83	0.00
605-6050-11200-000000	CASH	438,874.37	71,743.45	135,541.79	375,076.03
_Total_6050 HISTORICAL RECORDS TRUST		438,874.37	71,743.45	135,541.79	375,076.03
_Total_Assets		438,874.37	72,726.28	136,524.62	375,076.03
605-6050-21000-000000	ACCOUNTS PAYABLE	(29,020.42)	135,541.79	106,521.37	0.00
605-6050-26201-000000	DUE TO OTHER FUNDS	1,904.00	3,584.00	5,488.00	0.00
_Total_6050 HISTORICAL RECORDS TRUST		(27,116.42)	139,125.79	112,009.37	0.00
_Total_Liabilities		(27,116.42)	139,125.79	112,009.37	0.00
605-6050-30000-000000	BUDGETARY RESERVE FOR ENCUMBRAN	0.00	86,044.67	118,570.00	(32,525.33)
605-6050-30100-000000	ENCUMBRANCE CONTROL	0.00	118,570.00	86,044.67	32,525.33
605-6050-30200-000000	REVENUE CONTROL	0.00	0.00	69,839.45	(69,839.45)
605-6050-30300-000000	EXPENDITURE CONTROL	0.00	106,521.37	0.00	106,521.37
605-6050-31404-000000	F/B-UNASSIGNED	(411,757.95)	0.00	0.00	(411,757.95)
_Total_6050 HISTORICAL RECORDS TRUST		(411,757.95)	311,136.04	274,454.12	(375,076.03)
_Total_Fund Equity		(411,757.95)	311,136.04	274,454.12	(375,076.03)
_Total_605 HISTORICAL RECORDS TRUST		0.00	522,988.11	522,988.11	0.00
700-0000-11200-000000	CASH	0.00	432.00	480.00	(48.00)
_Total_0000		0.00	432.00	480.00	(48.00)
700-7000-11200-000000	CASH	(32,655.07)	497,181.23	668,870.15	(204,343.99)
700-7000-17100-000000	OTHER RECEIVABLES	1,698,426.51	0.00	0.00	1,698,426.51
_Total_7000 CDBG		1,665,771.44	497,181.23	668,870.15	1,494,082.52
_Total_Assets		1,665,771.44	497,613.23	669,350.15	1,494,034.52
700-7000-21000-000000	ACCOUNTS PAYABLE	0.00	480.00	480.00	0.00
700-7000-23000-000000	ACCRUED PAYROLL	(13,660.63)	368,057.64	354,397.01	0.00
700-7000-26201-000000	DUE TO OTHER FUNDS	(53,269.18)	384,112.64	372,689.64	(41,846.18)
700-7000-27130-000000	DEFERRED REVENUE-OTHER	(849,213.25)	0.00	0.00	(849,213.25)

City of Cranston
YTD Trial Balance
Fiscal Year: 2024 As of May 16, 2025

Account Number	Description	Beginning Balance	Debits	Credits	Ending Balance
_Total_7000 CDBG		(916,143.06)	752,650.28	727,566.65	(891,059.43)
_Total_Liabilities		(916,143.06)	752,650.28	727,566.65	(891,059.43)
700-7000-30200-000000	REVENUE CONTROL	0.00	0.00	826,870.16	(826,870.16)
700-7000-30300-000000	EXPENDITURE CONTROL	0.00	974,939.43	1,415.98	973,523.45
700-7000-31404-000000	F/B-UNASSIGNED	(749,628.38)	0.00	0.00	(749,628.38)
_Total_7000 CDBG		(749,628.38)	974,939.43	828,286.14	(602,975.09)
_Total_Fund Equity		(749,628.38)	974,939.43	828,286.14	(602,975.09)
_Total_700 CDBG		0.00	2,225,202.94	2,225,202.94	0.00
701-0000-11200-000000	CASH	0.00	592.94	640.94	(48.00)
_Total_0000		0.00	592.94	640.94	(48.00)
701-7010-11200-000000	CASH	914.11	198,747.68	199,500.00	161.79
_Total_7010 WIOA-JOB DEVELOPMENT		914.11	198,747.68	199,500.00	161.79
_Total_Assets		914.11	199,340.62	200,140.94	113.79
701-7010-21000-000000	ACCOUNTS PAYABLE	0.00	640.94	640.94	0.00
701-7010-23000-000000	ACCRUED PAYROLL	(10,834.47)	251,443.91	240,609.44	0.00
701-7010-26201-000000	DUE TO OTHER FUNDS	(44,554.56)	199,500.00	252,036.85	(97,091.41)
_Total_7010 WIOA-JOB DEVELOPMENT		(55,389.03)	451,584.85	493,287.23	(97,091.41)
_Total_Liabilities		(55,389.03)	451,584.85	493,287.23	(97,091.41)
701-7010-30200-000000	REVENUE CONTROL	0.00	0.00	198,747.68	(198,747.68)
701-7010-30300-000000	EXPENDITURE CONTROL	0.00	241,250.38	0.00	241,250.38
701-7010-31404-000000	F/B-UNASSIGNED	54,474.92	0.00	0.00	54,474.92
_Total_7010 WIOA-JOB DEVELOPMENT		54,474.92	241,250.38	198,747.68	96,977.62
_Total_Fund Equity		54,474.92	241,250.38	198,747.68	96,977.62
_Total_701 WIOA-JOB DEVELOPMENT		0.00	892,175.85	892,175.85	0.00
704-0000-11200-000000	CASH	0.00	13,409,911.60	14,162,368.88	(752,457.28)
_Total_0000		0.00	13,409,911.60	14,162,368.88	(752,457.28)
704-7040-11200-000000	CASH	2,689,090.27	11,409,334.97	12,488,378.11	1,610,047.13
_Total_7040 HOSPITALIZATION		2,689,090.27	11,409,334.97	12,488,378.11	1,610,047.13
_Total_Assets		2,689,090.27	24,819,246.57	26,650,746.99	857,589.85
704-7040-21000-000000	ACCOUNTS PAYABLE	(977,888.50)	14,169,868.88	13,191,980.38	0.00
704-7040-26201-000000	DUE TO OTHER FUNDS	(922,105.67)	12,500,921.70	13,409,911.60	(1,831,095.57)
704-7040-26205-000000	IBNR CLAIMS CITY	(1,165,989.00)	0.00	0.00	(1,165,989.00)
_Total_7040 HOSPITALIZATION		(3,065,983.17)	26,670,790.58	26,601,891.98	(2,997,084.57)
_Total_Liabilities		(3,065,983.17)	26,670,790.58	26,601,891.98	(2,997,084.57)
704-7040-30200-000000	REVENUE CONTROL	0.00	1,163.41	11,197,263.36	(11,196,099.95)
704-7040-30300-000000	EXPENDITURE CONTROL	0.00	13,191,980.38	233,278.61	12,958,701.77
704-7040-31404-000000	F/B-UNASSIGNED	376,892.90	0.00	0.00	376,892.90
_Total_7040 HOSPITALIZATION		376,892.90	13,193,143.79	11,430,541.97	2,139,494.72
_Total_Fund Equity		376,892.90	13,193,143.79	11,430,541.97	2,139,494.72
_Total_704 CITY HOSPITALIZATION		0.00	64,683,180.94	64,683,180.94	0.00
750-0000-11200-000000	CASH	0.00	774,789.82	774,899.82	(110.00)
_Total_0000		0.00	774,789.82	774,899.82	(110.00)
750-7500-11200-000000	CASH	592,953.36	497,853.45	386,662.90	704,143.91
750-7500-17104-000000	PREPAID EXPENSE	0.00	505,482.40	505,482.40	0.00
_Total_7500 CLAIMS COMMITTEE		592,953.36	1,003,335.85	892,145.30	704,143.91

City of Cranston
YTD Trial Balance
Fiscal Year: 2024 As of May 16, 2025

Account Number	Description	Beginning Balance	Debits	Credits	Ending Balance
_Total_Assets		592,953.36	1,778,125.67	1,667,045.12	704,033.91
750-7500-21000-000000	ACCOUNTS PAYABLE	(285.78)	774,899.82	774,614.04	0.00
750-7500-26201-000000	DUE TO OTHER FUNDS	200,712.16	1,161,251.33	1,380,659.33	(18,695.84)
750-7500-26210-000000	CLAIMS PAYABLE	(168,138.54)	0.00	0.00	(168,138.54)
750-7500-26215-000000	CLAIMS PAYABLE - IBNR	(90,630.35)	0.00	0.00	(90,630.35)
_Total_7500 CLAIMS COMMITTEE		(58,342.51)	1,936,151.15	2,155,273.37	(277,464.73)
_Total_Liabilities		(58,342.51)	1,936,151.15	2,155,273.37	(277,464.73)
750-7500-30200-000000	REVENUE CONTROL	0.00	0.00	779,568.94	(779,568.94)
750-7500-30300-000000	EXPENDITURE CONTROL	0.00	1,164,940.24	277,329.63	887,610.61
750-7500-34100-000000	RETAINED EARNINGS	(534,610.85)	0.00	0.00	(534,610.85)
_Total_7500 CLAIMS COMMITTEE		(534,610.85)	1,164,940.24	1,056,898.57	(426,569.18)
_Total_Fund Equity		(534,610.85)	1,164,940.24	1,056,898.57	(426,569.18)
_Total_750 CLAIMS		0.00	4,879,217.06	4,879,217.06	0.00
800-0000-11200-000000	CASH	0.00	8,763,653.58	11,477,635.53	(2,713,981.95)
_Total_0000		0.00	8,763,653.58	11,477,635.53	(2,713,981.95)
800-8000-11200-000000	CASH	111,440.89	32,584,458.21	28,850,232.46	3,845,666.64
800-8000-12200-000000	INVESTMENT - CITIZENS	16,809,029.41	37,071,711.56	49,320,683.46	4,560,057.51
800-8000-12201-000000	INVESTMENT-WEBSTER	6,270,488.92	2,508,710.38	2,300,000.00	6,479,199.30
800-8000-12202-000000	DEBT SERVICE RESERVE FUND-INFRASTR	1,370,433.65	0.00	0.00	1,370,433.65
800-8000-12204-000000	INVESTMENT-WASHINGTON TRUST	5,794,356.63	212,417.78	0.00	6,006,774.41
800-8000-12205-000000	INVESTMENT-BANK RI	1,158.54	1,922.48	0.00	3,081.02
800-8000-12206-000000	INVESTMENT-OSIP	0.00	14,178,776.05	2,000,000.00	12,178,776.05
800-8000-12208-000000	INVESTMENT-TD BANK	2,436,736.15	81,122.65	0.00	2,517,858.80
800-8000-12209-000000	INVESTMENT-CENTREVILLE SAVINGS	5,464,041.53	188,106.50	0.00	5,652,148.03
800-8000-14112-000000	SEWER ASSESSMENT 2015 FY2016	3,870.93	0.00	0.00	3,870.93
800-8000-14113-000000	SEWER ASSESSMENT 2016 FY2017	4,466.95	0.00	96.05	4,370.90
800-8000-14114-000000	SEWER ASSESSMENT 2017 FY2018	5,019.66	0.00	344.21	4,675.45
800-8000-14115-000000	SEWER ASSESSMENT 2018 FY2019	5,949.95	0.00	176.14	5,773.81
800-8000-14116-000000	SEWER ASSESSMENT 2019 FY2020	4,936.53	0.00	21.41	4,915.12
800-8000-14117-000000	SEWER ASSESSMENT 2020 FY2021	4,851.22	0.00	224.88	4,626.34
800-8000-14118-000000	SEWER ASSESSMENT 2021 FY2022	10,333.24	0.00	4,847.38	5,485.86
800-8000-14119-000000	SEWER ASSESSMENT 2022 FY2023	126,579.64	1,659.57	104,567.25	23,671.96
800-8000-14120-000000	SEWER ASSESSMENT 2023 FY2024	683,789.11	11,136.68	481,111.33	213,814.46
800-8000-14121-000000	SEWER ASSESSMENT 2024 FY2025	0.00	19,057,265.84	18,022,283.11	1,034,982.73
800-8000-14500-000000	ALLOW FOR UNCOLL REC	(115,000.00)	0.00	0.00	(115,000.00)
800-8000-14600-000000	INTEREST RECEIVABLE	107,888.86	0.00	0.00	107,888.86
800-8000-15101-000000	DUE FROM FED GOVT	1,033,238.22	0.00	1,033,238.22	0.00
800-8000-15102-000000	DUE FROM PASTORE COMPLEX	1,574,689.23	0.00	1,574,689.23	0.00
800-8000-15112-000000	GREEN PROJECT PROGRAM-INFRASTRUC	308,633.34	0.00	23,700.00	284,933.34
800-8000-18200-000000	LAND & LAND RIGHTS	342,712.00	0.00	0.00	342,712.00
800-8000-18201-000000	LAND IMPROVEMENTS	1,805,228.25	0.00	0.00	1,805,228.25
800-8000-18202-000000	SEWER LINES	53,560,697.26	0.00	0.00	53,560,697.26
800-8000-18204-000000	MOTOR VEHICLES	25,749.13	0.00	0.00	25,749.13
800-8000-18206-000000	MACHINERY & EQUIPMENT	70,351.92	0.00	0.00	70,351.92
800-8000-18207-000000	TREATMENT PLANT & EQUIPMENT	99,595,113.60	0.00	0.00	99,595,113.60
800-8000-18208-000000	PUMPING PLANT & EQUIPMENT	4,305,410.16	0.00	0.00	4,305,410.16
800-8000-18209-000000	GIS PROJECT	1,103,833.54	0.00	0.00	1,103,833.54
800-8000-18210-000000	SERVICES TO CUSTOMERS	217,509.45	0.00	0.00	217,509.45
800-8000-18220-000000	CONSTRUCTION IN PROGRESS	738,823.90	0.00	0.00	738,823.90
800-8000-18500-000000	ACCUMULATED DEPRECIATION	(99,912,708.52)	0.00	0.00	(99,912,708.52)
_Total_8000 SEWER ENTERPRISE FUND		103,869,653.29	105,897,287.70	103,716,215.13	106,050,725.86
_Total_Assets		103,869,653.29	114,660,941.28	115,193,850.66	103,336,743.91
800-8000-21000-000000	ACCOUNTS PAYABLE	(2,220,470.16)	17,810,106.06	15,589,635.90	0.00
800-8000-22200-000000	ACCRUED INTEREST PAYABLE	(47,579.89)	0.00	0.00	(47,579.89)
800-8000-23000-000000	ACCRUED PAYROLL	(11,475.03)	296,107.76	284,632.73	0.00
800-8000-26201-000000	DUE TO OTHER FUNDS	(2,784,364.14)	29,565,585.30	26,829,773.21	(48,552.05)
800-8000-27110-000000	DEFERRED REV-COLLECTION IN ADV	(1,698,853.93)	1,698,853.93	0.00	0.00

City of Cranston
YTD Trial Balance
Fiscal Year: 2024 As of May 16, 2025

Account Number	Description	Beginning Balance	Debits	Credits	Ending Balance
800-8000-27115-000000	DEFERRED REVENUE	0.00	35,911,359.44	19,082,540.40	16,828,819.04
800-8000-27115-800000	DEFERRED REVENUE	0.00	73,520.48	16,902,339.32	(16,828,818.84)
800-8000-28105-000000	CURRENT PORION OF LT DEBT	(1,193,300.00)	0.00	0.00	(1,193,300.00)
800-8000-28110-000000	BONDS PAYABLE-RICWFA	(11,310,700.69)	23,700.00	0.00	(11,287,000.69)
_Total_8000 SEWER ENTERPRISE FUND		(19,266,743.84)	85,379,232.97	78,688,921.56	(12,576,432.43)
_Total_Liabilities		(19,266,743.84)	85,379,232.97	78,688,921.56	(12,576,432.43)
800-8000-30000-000000	BUDGETARY RESERVE FOR ENCUMBRAN	0.00	2,415,232.65	3,920,081.15	(1,504,848.50)
800-8000-30100-000000	ENCUMBRANCE CONTROL	0.00	3,920,081.15	2,415,232.65	1,504,848.50
800-8000-30200-000000	REVENUE CONTROL	0.00	893,126.66	22,999,287.51	(22,106,160.85)
800-8000-30300-000000	EXPENDITURE CONTROL	0.00	16,819,462.91	870,704.09	15,948,758.82
800-8000-34000-000000	CONTRIBUTED CAPITAL	(32,250,204.33)	0.00	0.00	(32,250,204.33)
800-8000-34100-000000	RETAINED EARNINGS	(52,352,705.12)	0.00	0.00	(52,352,705.12)
_Total_8000 SEWER ENTERPRISE FUND		(84,602,909.45)	24,047,903.37	30,205,305.40	(90,760,311.48)
_Total_Fund Equity		(84,602,909.45)	24,047,903.37	30,205,305.40	(90,760,311.48)
_Total_800 SEWER ENTERPRISE FUND		0.00	224,088,077.62	224,088,077.62	0.00
901-9010-11200-000000	CASH	10,793.46	8,835,077.82	8,763,086.84	82,784.44
901-9010-12900-000000	BOND ACCOUNT	3,739,565.60	3,850,637.40	1,598,434.20	5,991,768.80
901-9010-12902-000000	EQUITIES STOCKS/OPTIONS	20,052,394.40	2,429,510.67	3,792,284.12	18,689,620.95
901-9010-12903-000000	FIXED INC MUT FND/EFT/UIT	4,302,189.42	266,521.73	2,835,450.54	1,733,260.61
901-9010-12904-000000	NON-PERFORMING ANNUITY	335,873.19	332,100.81	65,238.12	602,735.88
901-9010-12905-000000	HOLDING ACCOUNT	812,419.73	3,527,630.42	770,713.11	3,569,337.04
901-9010-16999-000000	DUE FROM OTHER FUNDS	0.00	39,145.25	39,145.25	0.00
_Total_9010 POLICE PENSION FUND		29,253,235.80	19,280,624.10	17,864,352.18	30,669,507.72
_Total_Assets		29,253,235.80	19,280,624.10	17,864,352.18	30,669,507.72
901-9010-21000-000000	ACCOUNTS PAYABLE	0.00	39,600.00	39,600.00	0.00
901-9010-26201-000000	DUE TO OTHER FUNDS	(20,000.00)	20,000.00	0.00	0.00
_Total_9010 POLICE PENSION FUND		(20,000.00)	59,600.00	39,600.00	0.00
_Total_Liabilities		(20,000.00)	59,600.00	39,600.00	0.00
901-9010-30200-000000	REVENUE CONTROL	0.00	9,218,770.33	19,425,657.77	(10,206,887.44)
901-9010-30300-000000	EXPENDITURE CONTROL	0.00	9,583,698.61	813,083.09	8,770,615.52
901-9010-31404-000000	F/B-UNASSIGNED	(29,233,235.80)	0.00	0.00	(29,233,235.80)
_Total_9010 POLICE PENSION FUND		(29,233,235.80)	18,802,468.94	20,238,740.86	(30,669,507.72)
_Total_Fund Equity		(29,233,235.80)	18,802,468.94	20,238,740.86	(30,669,507.72)
_Total_901 POLICE PENSION FUND		0.00	38,142,693.04	38,142,693.04	0.00
902-9020-11200-000000	CASH	114,381.82	12,762,315.46	12,751,637.40	125,059.88
902-9020-12900-000000	BOND ACCOUNT	6,648,114.40	6,845,577.60	2,841,660.80	10,652,031.20
902-9020-12902-000000	EQUITIES STOCKS/OPTIONS	32,543,434.64	4,319,130.07	6,741,838.46	30,120,726.25
902-9020-12903-000000	FIXED INC MUT FND/EFT/UIT	7,230,211.93	473,816.42	5,040,800.96	2,663,227.39
902-9020-12904-000000	NON-PERFORMING ANNUITY	1,995,839.56	590,401.44	115,978.88	2,470,262.12
902-9020-12905-000000	HOLDING ACCOUNT	63,749.14	6,271,342.49	1,370,157.12	4,964,934.51
_Total_9020 FIRE PENSION FUND		48,595,731.49	31,262,583.48	28,862,073.62	50,996,241.35
_Total_Assets		48,595,731.49	31,262,583.48	28,862,073.62	50,996,241.35
902-9020-21000-000000	ACCOUNTS PAYABLE	0.00	39,600.00	39,600.00	0.00
_Total_9020 FIRE PENSION FUND		0.00	39,600.00	39,600.00	0.00
_Total_Liabilities		0.00	39,600.00	39,600.00	0.00
902-9020-30200-000000	REVENUE CONTROL	0.00	16,388,925.58	31,615,598.06	(15,226,672.48)
902-9020-30300-000000	EXPENDITURE CONTROL	0.00	13,912,921.50	1,086,758.88	12,826,162.62
902-9020-31404-000000	F/B-UNASSIGNED	(48,595,731.49)	0.00	0.00	(48,595,731.49)
_Total_9020 FIRE PENSION FUND		(48,595,731.49)	30,301,847.08	32,702,356.94	(50,996,241.35)
_Total_Fund Equity		(48,595,731.49)	30,301,847.08	32,702,356.94	(50,996,241.35)

City of Cranston
YTD Trial Balance
Fiscal Year: 2024 As of May 16, 2025

Account Number	Description	Beginning Balance	Debits	Credits	Ending Balance
_Total_902 FIRE PENSION FUND		0.00	61,604,030.56	61,604,030.56	0.00
904-0000-11200-000000 CASH		0.00	5,060,958.39	5,300,298.76	(239,340.37)
_Total_0000		0.00	5,060,958.39	5,300,298.76	(239,340.37)
904-9040-11200-000000 CASH		455,807.57	347,577.21	698,645.25	104,739.53
904-9040-12205-000000 INVESTMENT-BANK RI		11,229.32	308.57	0.00	11,537.89
904-9040-12900-000000 BOND ACCOUNT		1,108,019.20	1,128,158.00	473,672.40	1,762,504.80
904-9040-12901-000000 MUTUAL FUNDS/OTHER INVESTMENTS		244,814.87	94,960.68	19,697.06	320,078.49
904-9040-12902-000000 EQUITY STOCKS/OPTIONS		5,884,486.46	763,135.35	1,124,524.70	5,523,097.11
904-9040-12903-000000 FIXED INC MUT FND/EFT/UIT		1,204,735.77	77,657.13	816,998.90	465,394.00
904-9040-12905-000000 HOLDING ACCOUNT		630,523.09	1,044,784.83	240,667.64	1,434,640.28
_Total_9040 OPEB-TRUST FUND		9,539,616.28	3,456,581.77	3,374,205.95	9,621,992.10
_Total_Assets		9,539,616.28	8,517,540.16	8,674,504.71	9,382,651.73
904-9040-21000-000000 ACCOUNTS PAYABLE		(120,244.68)	5,310,798.76	5,190,554.08	0.00
904-9040-26201-000000 DUE TO OTHER FUNDS		(1,747,248.22)	4,806,636.00	5,100,103.64	(2,040,715.86)
_Total_9040 OPEB-TRUST FUND		(1,867,492.90)	10,117,434.76	10,290,657.72	(2,040,715.86)
_Total_Liabilities		(1,867,492.90)	10,117,434.76	10,290,657.72	(2,040,715.86)
904-9040-30200-000000 REVENUE CONTROL		0.00	2,713,485.72	7,627,065.36	(4,913,579.64)
904-9040-30300-000000 EXPENDITURE CONTROL		0.00	5,244,951.41	1,184.26	5,243,767.15
904-9040-31404-000000 F/B-UNASSIGNED		(7,672,123.38)	0.00	0.00	(7,672,123.38)
_Total_9040 OPEB-TRUST FUND		(7,672,123.38)	7,958,437.13	7,628,249.62	(7,341,935.87)
_Total_Fund Equity		(7,672,123.38)	7,958,437.13	7,628,249.62	(7,341,935.87)
_Total_904 OPEB-TRUST FUND		0.00	26,593,412.05	26,593,412.05	0.00
950-9500-11200-000000 CASH		357,104.22	11,958.98	0.00	369,063.20
_Total_9500 CITY OF CRANSTON PREF. BOND		357,104.22	11,958.98	0.00	369,063.20
_Total_Assets		357,104.22	11,958.98	0.00	369,063.20
950-9500-30200-000000 REVENUE CONTROL		0.00	0.00	11,958.98	(11,958.98)
950-9500-31404-000000 F/B-UNASSIGNED		(357,104.22)	0.00	0.00	(357,104.22)
_Total_9500 CITY OF CRANSTON PREF. BOND		(357,104.22)	0.00	11,958.98	(369,063.20)
_Total_Fund Equity		(357,104.22)	0.00	11,958.98	(369,063.20)
_Total_950 CITY OF CRANSTON PREF. BOND		0.00	11,958.98	11,958.98	0.00
960-9600-11200-000000 CASH		108,888.83	8.76	0.00	108,897.59
_Total_9600 PROBATE FUND		108,888.83	8.76	0.00	108,897.59
_Total_Assets		108,888.83	8.76	0.00	108,897.59
960-9600-30200-000000 REVENUE CONTROL		0.00	0.00	8.76	(8.76)
960-9600-31404-000000 F/B-UNASSIGNED		(108,888.83)	0.00	0.00	(108,888.83)
_Total_9600 PROBATE FUND		(108,888.83)	0.00	8.76	(108,897.59)
_Total_Fund Equity		(108,888.83)	0.00	8.76	(108,897.59)

City of Cranston
Cash Flow Analysis-Operating Account General Fund
April 30, 2025

Starting Cash:	April
Citizens Operating-11200	4,493,870
	<u>4,493,870</u>
Receipts:	
Tax Collections	38,881,710
Interfund Receipts	4,201,821
Departmental Revenues:	
Wires Received	9,476,318
Departmental Deposits	1,733,460
Other Deposits/Transfers	21,538,768
Other:	
Interest	0
NSF deposits	0
Total Receipts	<u>75,832,077</u>
Disbursements:	
Accounts Payable	4,097,640
Payroll	5,925,624
Pension	2,009,705
Transfers/Other Wire	65,599,913
NSF Checks	11,400
Total Disbursements	<u>77,644,282</u>
Net Change For month	<u>(1,812,206)</u>
Ending Cash	<u><u>2,681,664</u></u>

Date Submitted
Date Uploaded
Entity
Fiscal Year
Report

April 30, 2025

Cranston
2024

Municipal Data Report

						2024	2024	2024	2024	2024	2024	2024
						9	9	9	9	9	9	9
						1	1	2	3	4	5	6
						Budget	Audited Actual	Audited Actual	Audited Actual	Audited Actual	Audited Actual	Audited Actual
Control (X)	Dept. (XX)	Group (XX)	Class (XX)	Account (XXX)	Description	Municipal General Fund	Municipal General Fund	Other GASB54 Funds,Allocations, and Adj.	Fund Financial Statements General Fund	Reportable Government Services	Elimination	Total MTPA
3	30	30	30	300	Levy subject to § 44-5-2	177,276,087.00	177,276,087.00		177,276,087.00			177,276,087.00
3	30	30	30	306	Motor Vehicle Levy	10,515,040.00	10,515,040.00		10,515,040.00			10,515,040.00
3	30	30	30	303	PILOT and Tax Treaties (Included in levy)				-			-
3	30	30	30	304	PILOT and Tax Treaties (excluded from levy)	110,000.00	110,000.00		110,000.00			110,000.00
3	30	30	30	301	Adjustments to Current Year Levy		-		-			-
3	30	30	30	305	Adjustments to Prior Year's Levy		-		-			-
3	30	30	30	302	Current Year Collection Rate	0.99	0.98	-	0.98	-	-	1.04
1	10	10	10	100	Current Year Levy Tax Collection	186,405,485.00	184,505,651.29		184,505,651.29			184,505,651.29
1	10	10	10	105	Last Year's Levy Tax Collection	325,000.00	279,024.67		279,024.67			279,024.67
1	10	10	10	101	Prior Years Property Tax Collection	175,000.00	65,482.60		65,482.60			65,482.60
1	10	10	10	102	Interest & Penalty	835,000.00	585,120.58		585,120.58			585,120.58
1	10	10	10	103	PILOT & Tax Treaty (excluded from levy) Collection	110,000.00	-		-			-
1	10	10	10	104	Other Local Property Taxes		-		-			-
1	10	10	10	999	Total Revenue	187,850,485.00	185,435,279.14	-	185,435,279.14	-	-	185,435,279.14
1	10	10	15	150	Licenses and Permits	5,538,235.00	4,124,281.12		4,124,281.12			4,124,281.12
1	10	10	15	151	Fines and Forfeitures	767,000.00	485,636.19		485,636.19			485,636.19
1	10	10	15	152	Investment Income	3,185,000.00	2,503,459.32	160,683.30	2,664,142.62	47,491.84		2,711,634.46
1	10	10	15	153	Departmental	4,293,047.00	3,508,342.41		3,508,342.41			3,508,342.41
1	10	10	15	154	Rescue Run Revenue	4,600,000.00	4,120,460.34		4,120,460.34			4,120,460.34
1	10	10	15	155	Police & Fire Detail	1,150,000.00	533,619.00		533,619.00	2,395,043.36		2,928,662.36
1	10	10	15	156	Other Local Non-Property Tax Revenues	1,257,950.00	977,422.23		977,422.23			977,422.23
1	10	10	15	999	Total Revenue	20,791,232.00	16,253,220.61	160,683.30	16,253,220.61	2,442,535.20	-	18,856,439.11
1	20	20	20	204	CDBG				-	340,394.52		340,394.52
1	20	20	20	205	COPS Grants				-			-
1	20	20	20	206	SAFER Grants				-			-
1	20	20	20	207	Other Federal Aid Funds	220,000.00	7,246,005.29	5,788,571.45	13,034,576.74	1,630.55		13,036,207.29
1	20	20	20	999	Total Revenue	220,000.00	7,246,005.29	5,788,571.45	7,246,005.29	342,025.07	-	13,376,601.81
1	30	30	30	300	MV Excise Tax Reimbursement	3,946,054.76	2,960,524.93		2,960,524.93			2,960,524.93
1	30	30	30	316	Motor Vehicle Phase Out	18,366,192.24	13,779,223.40		13,779,223.40			13,779,223.40
1	30	30	30	301	State PILOT Program	4,037,181.00	4,037,180.56		4,037,180.56			4,037,180.56
1	30	30	30	302	Distressed Community Relief Fund	-	-		-			-
1	30	30	30	303	Library Resource Aid	775,345.00	605,956.75		605,956.75			605,956.75
1	30	30	30	304	Library Construction Aid				-			-
1	30	30	30	305	Public Service Corporation Tax	1,095,441.00	-		-			-
1	30	30	30	306	Meals & Beverage Tax / Hotel Tax	3,059,095.00	2,370,539.24		2,370,539.24			2,370,539.24
1	30	30	30	310	Housing Aid Capital Projects	-	-		-			-
1	30	30	30	311	Housing Aid Bonded Debt	2,767,138.00	1,453,931.00		1,453,931.00			1,453,931.00
1	30	30	30	313	Incentive Aid				-			-
1	30	30	30	314	Property Revaluation Reimbursement	-	-		-			-
1	30	30	30	315	Other State Revenue	-	1,738,596.32		1,738,596.32			1,738,596.32
1	30	30	30	999	Total Revenue	34,046,447.00	26,945,952.20	-	26,945,952.20	-	-	26,945,952.20
1	40	40	40	400	Other Revenue			8,984.85	8,984.85			8,984.85
1	99	99	99	999	Total Revenue	242,908,164.00	235,880,457.24	5,958,239.60	241,838,696.84	2,784,560.27	-	244,623,257.11
7	70	70	10	100	Financing Sources: Transfer from Capital Funds				-			-
7	70	70	10	102	Financing Sources: Transfer from Other Funds			-	-			-
7	70	70	20	200	Financing Sources: Debt Proceeds				-			-

Date Submitted
Date Uploaded
Entity
Fiscal Year
Report

April 30, 2025

Cranston
2024

Municipal Data Report

						2024	2024	2024	2024	2024	2024	2024
						9	9	9	9	9	9	
						1	1	2	3	4	5	
						Budget	Audited Actual	Audited Actual	Audited Actual	Audited Actual	Audited Actual	
Control (X)	Dept. (XX)	Group (XX)	Class (XX)	Account (XXX)	Description	Municipal General Fund	Municipal General Fund	Other GASB54 Funds,Allocations, and Adjs.	Fund Financial Statements General Fund	Reportable Government Services	Elimination	Total MTPA
7	70	70	30	300	Financing Sources: Other				-			-
5	50	20	20	200	Appropriated Fund Balance		-	-	-		-	-
General Government												
4	10	40	40	400	Employee Count - Group A		19.00		19.00	3.00		22.00
4	10	40	40	402	Part-time & Temp		8.00		8.00	2.00		10.00
2	10	10	10	100	Compensation- Group A	1,512,600.00	1,245,002.26		1,245,002.26	257,689.35		1,502,691.61
2	10	10	15	150	Overtime- Group A	20,000.00	13,633.83		13,633.83			13,633.83
2	10	20	20	200	Active Medical Insurance - Group A	225,168.05	172,474.13		172,474.13	36,760.09		209,234.22
2	10	20	20	205	Active Dental insurance- Group A	11,850.95	9,077.59		9,077.59	1,934.74		11,012.33
2	10	20	25	250	Payroll Taxes	109,923.00	100,417.47		100,417.47	19,811.34		120,228.81
2	10	20	25	251	Life Insurance	3,840.00	2,880.00		2,880.00	432.00		3,312.00
2	10	20	25	252	State Defined Contribution- Group A	14,281.60	12,100.08		12,100.08			12,100.08
2	10	20	25	254	Other Benefits- Group A	15,623.00	17,788.47		17,788.47	5,069.08		22,857.55
2	10	30	30	300	Local Defined Benefit Pension- Group A							
2	10	30	30	302	State Defined Benefit Pension- Group A	128,534.40	108,900.73		108,900.73	20,328.47		129,229.20
2	10	30	30	304	Other Defined Benefit / Contribution				-			-
2	10	40	40	401	Purchased Services	455,500.00	717,723.21	106,518.89	824,242.10			824,242.10
2	10	40	40	402	Materials/Supplies	14,600.00	13,796.05		13,796.05			13,796.05
2	10	40	40	403	Software Licenses				-			-
2	10	40	40	404	Capital Outlays				-			-
2	10	40	40	405	Insurance	1,000,000.00	750,000.00		750,000.00			750,000.00
2	10	40	40	407	Maintenance				-			-
2	10	40	40	408	Vehicle Operations				-			-
2	10	40	40	409	Utilities				-			-
2	10	40	40	410	Contingency	300,000.00	-		-			-
2	10	40	40	415	Claims & Settlements				-			-
2	10	40	40	416	Community Support	13,100.00	13,745.44		13,745.44			13,745.44
2	10	40	40	417	Other Operation Expenditures	695,053.00	624,525.67	-	624,525.67			624,525.67
2	10	99	99	999	Total Expenditures	4,520,074.00	3,802,064.93	106,518.89	3,908,583.82	342,025.07	-	4,250,608.89
Finance												
4	11	40	40	400	Employee Count - Group A		23.00		23.00			23.00
4	11	40	40	402	Part-time & Temp		-		-			-
2	11	10	10	100	Compensation- Group A	1,496,994.00	1,198,405.35		1,198,405.35			1,198,405.35
2	11	10	15	150	Overtime- Group A	30,000.00	36,779.35		36,779.35			36,779.35
2	11	20	20	200	Active Medical Insurance - Group A	315,125.45	244,033.94		244,033.94			244,033.94
2	11	20	20	205	Active Dental insurance- Group A	16,585.55	12,843.89		12,843.89			12,843.89
2	11	20	25	250	Payroll Taxes	112,722.00	91,636.98		91,636.98			91,636.98
2	11	20	25	251	Life Insurance	3,648.00	2,736.00		2,736.00			2,736.00
2	11	20	25	252	State Defined Contribution- Group A	11,003.57	9,163.75		9,163.75			9,163.75
2	11	20	25	254	Other Benefits- Group A	173,403.00	273,309.07		273,309.07			273,309.07
2	11	30	30	300	Local Defined Benefit Pension- Group A				-			-
2	11	30	30	302	State Defined Benefit Pension- Group A	99,032.09	82,473.71		82,473.71			82,473.71
2	11	30	30	304	Other Defined Benefit / Contribution	83,009.35	69,130.01		69,130.01			69,130.01
2	11	40	40	401	Purchased Services	50,000.00	56,561.44		56,561.44			56,561.44
2	11	40	40	402	Materials/Supplies	98,000.00	58,026.41		58,026.41			58,026.41
2	11	40	40	403	Software Licenses				-			-
2	11	40	40	404	Capital Outlays				-			-
2	11	40	40	407	Maintenance	-	-		-			-
2	11	40	40	408	Vehicle Operations				-			-
2	11	40	40	409	Utilities				-			-
2	11	40	40	410	Contingency				-			-

Date Submitted
Date Uploaded
Entity
Fiscal Year
Report

April 30, 2025

Cranston
2024

Municipal Data Report

						2024	2024	2024	2024	2024	2024	2024
						9	9	9	9	9	9	9
						1	1	2	3	4	5	6
						Budget	Audited Actual	Audited Actual	Audited Actual	Audited Actual	Audited Actual	Audited Actual
Control (X)	Dept. (XX)	Group (XX)	Class (XX)	Account (XXX)	Description	Municipal General Fund	Municipal General Fund	Other GASB54 Funds,Allocations, and Adj.	Fund Financial Statements General Fund	Reportable Government Services	Elimination	Total MTPA
2	11	40	40	412	Revaluation	-	121,855.80		121,855.80			121,855.80
2	11	40	40	417	Other Operation Expenditures	91,000.00	81,670.73		81,670.73			81,670.73
2	11	99	99	999	Total Expenditures	2,580,523.00	2,338,626.42	-	2,338,626.42	-	-	2,338,626.42
Social Services												
4	12	40	40	400	Employee Count - Group A		25.00		25.00			25.00
4	12	40	40	402	Part-time & Temp		14.50		14.50			14.50
2	12	10	10	100	Compensation- Group A	1,451,978.00	1,124,618.48		1,124,618.48			1,124,618.48
2	12	10	15	150	Overtime- Group A	9,000.00	5,343.44		5,343.44			5,343.44
2	12	20	20	200	Active Medical Insurance - Group A	278,670.15	210,871.79		210,871.79			210,871.79
2	12	20	20	205	Active Dental insurance- Group A	14,666.85	11,098.52		11,098.52			11,098.52
2	12	20	25	250	Payroll Taxes	93,982.00	85,847.02		85,847.02			85,847.02
2	12	20	25	251	Life Insurance	4,032.00	2,720.00		2,720.00			2,720.00
2	12	20	25	252	State Defined Contribution- Group A	9,793.51	7,629.87		7,629.87			7,629.87
2	12	20	25	254	Other Benefits- Group A	19,096.00	12,657.86		12,657.86			12,657.86
2	12	30	30	300	Local Defined Benefit Pension- Group A				-			-
2	12	30	30	302	State Defined Benefit Pension- Group A	88,141.61	68,668.81		68,668.81			68,668.81
2	12	30	30	304	Other Defined Benefit / Contribution	73,880.88	57,558.65		57,558.65			57,558.65
2	12	40	40	401	Purchased Services	65,270.00	54,696.75		54,696.75			54,696.75
2	12	40	40	402	Materials/Supplies	254,700.00	190,856.87		190,856.87			190,856.87
2	12	40	40	403	Software Licenses				-			-
2	12	40	40	404	Capital Outlays	-	-		-			-
2	12	40	40	407	Maintenance	11,000.00	8,005.78		8,005.78			8,005.78
2	12	40	40	408	Vehicle Operations	38,800.00	23,185.15		23,185.15			23,185.15
2	12	40	40	409	Utilities	4,000.00	2,404.13		2,404.13			2,404.13
2	12	40	40	410	Contingency				-			-
2	12	40	40	417	Other Operation Expenditures	66,277.00	61,107.78		61,107.78			61,107.78
2	12	99	99	999	Total Expenditures	2,483,288.00	1,927,270.89	-	1,927,270.89	-	-	1,927,270.89
Centralized IT												
4	13	40	40	400	Employee Count - Group A		6.00		6.00			6.00
4	13	40	40	402	Part-time & Temp		-		-			-
2	13	10	10	100	Compensation- Group A	272,787.00	216,400.16		216,400.16			216,400.16
2	13	10	15	150	Overtime- Group A	2,000.00	1,869.93		1,869.93			1,869.93
2	13	20	20	200	Active Medical Insurance - Group A	58,759.40	47,216.22		47,216.22			47,216.22
2	13	20	20	205	Active Dental insurance- Group A	3,092.60	2,485.06		2,485.06			2,485.06
2	13	20	25	250	Payroll Taxes	16,735.00	16,027.86		16,027.86			16,027.86
2	13	20	25	251	Life Insurance	576.00	432.00		432.00			432.00
2	13	20	25	252	State Defined Contribution- Group A	1,814.14	1,762.60		1,762.60			1,762.60
2	13	20	25	254	Other Benefits- Group A	2,972.00	500.00		500.00			500.00
2	13	30	30	300	Local Defined Benefit Pension- Group A				-			-
2	13	30	30	302	State Defined Benefit Pension- Group A	16,327.25	15,863.43		15,863.43			15,863.43
2	13	30	30	304	Other Defined Benefit / Contribution	13,685.61	13,296.83		13,296.83			13,296.83
2	13	40	40	401	Purchased Services	104,000.00	77,805.00	19,254.60	97,059.60			97,059.60
2	13	40	40	402	Materials/Supplies	33,000.00	20,084.20		20,084.20			20,084.20
2	13	40	40	403	Software Licenses	75,000.00	172,730.67		172,730.67			172,730.67
2	13	40	40	404	Capital Outlays	100,000.00	57,712.35		57,712.35			57,712.35
2	13	40	40	407	Maintenance	575,000.00	268,686.89		268,686.89			268,686.89
2	13	40	40	408	Vehicle Operations				-			-
2	13	40	40	409	Utilities	147,000.00	113,836.75		113,836.75			113,836.75
2	13	40	40	410	Contingency				-			-
2	13	40	40	417	Other Operation Expenditures	1,000.00	757.50		757.50			757.50
2	13	99	99	999	Total Expenditures	1,423,749.00	1,027,467.46	19,254.60	1,046,722.06	-	-	1,046,722.06

Date Submitted
Date Uploaded
Entity
Fiscal Year
Report

April 30, 2025

Cranston
2024

Municipal Data Report

						2024	2024	2024	2024	2024	2024	2024
						9	9	9	9	9	9	9
						1	1	2	3	4	5	6
						Budget	Audited Actual	Audited Actual	Audited Actual	Audited Actual	Audited Actual	Audited Actual
Control (X)	Dept. (XX)	Group (XX)	Class (XX)	Account (XXX)	Description	Municipal General Fund	Other GASB54 Funds,Allocations, and Adj.	Fund Financial Statements General Fund	Reportable Government Services	Elimination	Total MTPA	
Planning												
4	14	40	40	400	Employee Count - Group A			17.00			17.00	
4	14	40	40	402	Part-time & Temp			-			-	
2	14	10	10	100	Compensation- Group A	1,204,728.00	884,435.53	884,435.53			884,435.53	
2	14	10	15	150	Overtime- Group A	6,500.00	3,816.23	3,816.23			3,816.23	
2	14	20	20	200	Active Medical Insurance - Group A	271,686.70	149,456.57	149,456.57			149,456.57	
2	14	20	20	205	Active Dental insurance- Group A	14,299.30	7,866.14	7,866.14			7,866.14	
2	14	20	25	250	Payroll Taxes	92,385.00	73,622.79	73,622.79			73,622.79	
2	14	20	25	251	Life Insurance	3,072.00	2,208.00	2,208.00			2,208.00	
2	14	20	25	252	State Defined Contribution- Group A	7,779.02	5,803.69	5,803.69			5,803.69	
2	14	20	25	254	Other Benefits- Group A	7,753.00	7,294.45	7,294.45			7,294.45	
2	14	30	30	300	Local Defined Benefit Pension- Group A			-			-	
2	14	30	30	302	State Defined Benefit Pension- Group A	70,011.16	52,233.24	52,233.24			52,233.24	
2	14	30	30	304	Other Defined Benefit / Contribution	58,683.82	43,782.25	43,782.25			43,782.25	
2	14	40	40	401	Purchased Services	10,250.00	16,488.96	55,053.96			55,053.96	
2	14	40	40	402	Materials/Supplies	3,650.00	1,726.01	1,726.01			1,726.01	
2	14	40	40	403	Software Licenses			-			-	
2	14	40	40	404	Capital Outlays	-	-	-			-	
2	14	40	40	407	Maintenance			-			-	
2	14	40	40	408	Vehicle Operations	8,000.00	4,834.92	4,834.92			4,834.92	
2	14	40	40	409	Utilities			-			-	
2	14	40	40	410	Contingency			-			-	
2	14	40	40	417	Other Operation Expenditures	144,000.00	334,031.20	334,031.20			334,031.20	
2	14	99	99	999	Total Expenditures	1,902,798.00	1,587,599.97	38,565.00	-	-	1,626,164.97	
Libraries												
4	15	40	40	400	Employee Count - Group A							
4	15	40	40	402	Part-time & Temp			32.00			32.00	
								18.00			18.00	
2	15	10	10	100	Compensation- Group A	2,533,227.00	1,992,967.11	1,992,967.11			1,992,967.11	
2	15	10	15	150	Overtime- Group A	26,000.00	24,498.09	24,498.09			24,498.09	
2	15	20	20	200	Active Medical Insurance - Group A	438,729.00	325,831.50	325,831.50			325,831.50	
2	15	20	20	205	Active Dental insurance- Group A	23,091.00	17,149.03	17,149.03			17,149.03	
2	15	20	25	250	Payroll Taxes	161,338.00	149,048.82	149,048.82			149,048.82	
2	15	20	25	251	Life Insurance	2,976.00	2,192.00	2,192.00			2,192.00	
2	15	20	25	252	State Defined Contribution- Group A	11,629.07	9,856.04	9,856.04			9,856.04	
2	15	20	25	254	Other Benefits- Group A	4,000.00	4,000.00	4,000.00			4,000.00	
2	15	30	30	300	Local Defined Benefit Pension- Group A			-			-	
2	15	30	30	302	State Defined Benefit Pension- Group A	196,032.93	166,144.61	166,144.61			166,144.61	
2	15	30	30	304	Other Defined Benefit / Contribution			-			-	
2	15	40	40	401	Purchased Services			-			-	
2	15	40	40	402	Materials/Supplies	46,500.00	36,945.51	36,945.51			36,945.51	
2	15	40	40	403	Software Licenses			-			-	
2	15	40	40	404	Capital Outlays	3,000.00	2,799.30	36,954.72			36,954.72	
2	15	40	40	407	Maintenance	85,000.00	74,669.54	74,669.54			74,669.54	
2	15	40	40	408	Vehicle Operations	2,000.00	913.78	913.78			913.78	
2	15	40	40	409	Utilities	110,000.00	104,493.98	104,493.98			104,493.98	
2	15	40	40	410	Contingency			-			-	
2	15	40	40	417	Other Operation Expenditures	478,000.00	416,103.97	416,103.97			416,103.97	
2	15	99	99	999	Total Expenditures	4,121,523.00	3,327,613.28	34,155.42	-	-	3,361,768.70	
Public Works												
4	20	40	40	400	Employee Count - Group A							
4	20	40	40	402	Part-time & Temp			82.00			82.00	
								-			-	

Date Submitted
Date Uploaded
Entity
Fiscal Year
Report

April 30, 2025

Cranston
2024

Municipal Data Report

						2024	2024	2024	2024	2024	2024	2024
						9	9	9	9	9	9	9
						1	1	2	3	4	5	6
						Budget	Audited Actual	Audited Actual	Audited Actual	Audited Actual	Audited Actual	Audited Actual
Control (X)	Dept. (XX)	Group (XX)	Class (XX)	Account (XXX)	Description	Municipal General Fund	Municipal General Fund	Other GASB54 Funds,Allocations, and Adj.	Fund Financial Statements General Fund	Reportable Government Services	Elimination	Total MTPA
2	20	10	10	100	Compensation- Group A	4,456,718.00	3,447,584.59		3,447,584.59			3,447,584.59
2	20	10	15	150	Overtime- Group A	119,000.00	87,664.31		87,664.31			87,664.31
2	20	20	20	200	Active Medical Insurance - Group A	998,014.90	780,710.05		780,710.05			780,710.05
2	20	20	20	205	Active Dental insurance- Group A	52,527.10	41,090.00		41,090.00			41,090.00
2	20	20	25	250	Payroll Taxes	341,597.00	281,939.28		281,939.28			281,939.28
2	20	20	25	251	Life Insurance	13,296.00	9,568.00		9,568.00			9,568.00
2	20	20	25	252	State Defined Contribution- Group A	39,452.27	31,045.38		31,045.38			31,045.38
2	20	20	25	254	Other Benefits- Group A	182,793.00	153,588.16		153,588.16			153,588.16
2	20	30	30	300	Local Defined Benefit Pension- Group A							-
2	20	30	30	302	State Defined Benefit Pension- Group A	355,070.39	279,408.44		279,408.44			279,408.44
2	20	30	30	304	Other Defined Benefit / Contribution	297,622.35	234,202.01		234,202.01			234,202.01
2	20	40	40	401	Purchased Services	415,000.00	397,617.12		397,617.12			397,617.12
2	20	40	40	402	Materials/Supplies	470,775.00	299,522.47		299,522.47			299,522.47
2	20	40	40	403	Software Licenses				-			-
2	20	40	40	404	Capital Outlays	-	-	-	-			-
2	20	40	40	407	Maintenance	8,500.00	4,378.51		4,378.51			4,378.51
2	20	40	40	408	Vehicle Operations	639,000.00	554,663.07		554,663.07			554,663.07
2	20	40	40	409	Utilities	436,500.00	423,855.58		423,855.58			423,855.58
2	20	40	40	410	Contingency				-			-
2	20	40	40	411	Street Lighting	450,000.00	504,915.69		504,915.69			504,915.69
2	20	40	40	413	Snow Removal-Raw Material & External Contracts	710,000.00	669,413.73	-	669,413.73			669,413.73
2	20	40	40	414	Trash Removal & Recycling	5,757,407.00	4,518,009.85		4,518,009.85			4,518,009.85
2	20	40	40	418	Tipping Fees	1,810,954.00	1,465,012.15		1,465,012.15			1,465,012.15
2	20	40	40	417	Other Operation Expenditures	448,050.00	6,964,001.29		6,964,001.29			6,964,001.29
2	20	99	99	999	Total Expenditures	18,002,277.00	21,148,189.68	-	21,148,189.68	-	-	21,148,189.68
Parks and Rec												
4	21	40	40	400	Employee Count - Group A		22.00		22.00			22.00
4	21	40	40	402	Part-time & Temp		4.00		4.00			4.00
2	21	10	10	100	Compensation- Group A	1,605,022.00	1,262,487.37		1,262,487.37			1,262,487.37
2	21	10	15	150	Overtime- Group A	135,000.00	118,269.49		118,269.49			118,269.49
2	21	20	20	200	Active Medical Insurance - Group A	375,319.35	284,995.18		284,995.18			284,995.18
2	21	20	20	205	Active Dental insurance- Group A	19,753.65	14,999.75		14,999.75			14,999.75
2	21	20	25	250	Payroll Taxes	105,584.00	111,342.29		111,342.29			111,342.29
2	21	20	25	251	Life Insurance	4,224.00	2,928.00		2,928.00			2,928.00
2	21	20	25	252	State Defined Contribution- Group A	12,588.05	10,517.86		10,517.86			10,517.86
2	21	20	25	254	Other Benefits- Group A	57,008.00	58,050.55		58,050.55			58,050.55
2	21	30	30	300	Local Defined Benefit Pension- Group A				-			-
2	21	30	30	302	State Defined Benefit Pension- Group A	113,292.46	94,660.77		94,660.77			94,660.77
2	21	30	30	304	Other Defined Benefit / Contribution	94,962.49	79,345.29		79,345.29			79,345.29
2	21	40	40	401	Purchased Services	65,000.00	59,764.00		59,764.00			59,764.00
2	21	40	40	402	Materials/Supplies	145,600.00	90,197.99		90,197.99			90,197.99
2	21	40	40	403	Software Licenses				-			-
2	21	40	40	404	Capital Outlays	-	-		-			-
2	21	40	40	407	Maintenance	-	-		-			-
2	21	40	40	408	Vehicle Operations	58,000.00	37,898.65		37,898.65			37,898.65
2	21	40	40	409	Utilities	130,000.00	129,756.68		129,756.68			129,756.68
2	21	40	40	410	Contingency				-			-
2	21	40	40	417	Other Operation Expenditures	165,000.00	193,424.53		193,424.53			193,424.53
2	21	99	99	999	Total Expenditures	3,086,354.00	2,548,638.40	-	2,548,638.40	-	-	2,548,638.40
Police Department												
4	30	40	40	400	Employee Count - Group A		153.00		153.00			153.00
4	30	40	40	401	Employee Count - Group B		27.00		27.00			27.00
4	30	40	40	402	Part-time & Temp		13.00		13.00			13.00

Date Submitted
Date Uploaded
Entity
Fiscal Year
Report

April 30, 2025

Cranston
2024

Municipal Data Report

						2024	2024	2024	2024	2024	2024	2024
						9	9	9	9	9	9	9
						1	1	2	3	4	5	6
						Budget	Audited Actual	Audited Actual	Audited Actual	Audited Actual	Audited Actual	Audited Actual
Control (X)	Dept. (XX)	Group (XX)	Class (XX)	Account (XXX)	Description	Municipal		Other GASB54	Fund Financial	Reportable Government		
						General Fund	Municipal General Fund	Funds,Allocations, and Adj.	Statements General Fund	Services	Elimination	Total MTPA
2	30	10	10	100	Compensation- Group A	12,169,312.77	9,906,468.44		9,906,468.44			9,906,468.44
2	30	10	10	101	Compensation - Group B	1,386,789.23	1,128,920.27		1,128,920.27			1,128,920.27
2	30	10	10	102	Compensation -Volunteer							
2	30	10	15	150	Overtime- Group A	1,346,550.00	1,706,428.68		1,706,428.68			1,706,428.68
2	30	10	15	151	Overtime - Group B	153,450.00	194,461.02		194,461.02			194,461.02
2	30	10	15	152	Police & Fire Detail	191,000.00	470,283.03		470,283.03	1,902,178.00		2,372,461.03
2	30	20	20	200	Active Medical Insurance - Group A	3,147,308.84	2,472,613.87		2,472,613.87			2,472,613.87
2	30	20	20	202	Active Medical Insurance- Group B	351,823.21	275,674.93		275,674.93			275,674.93
2	30	20	20	205	Active Dental insurance- Group A	162,489.94	127,320.77		127,320.77			127,320.77
2	30	20	20	207	Active Dental Insurance- Group B	18,517.01	14,509.21		14,509.21			14,509.21
2	30	20	25	250	Payroll Taxes	337,727.00	357,810.97		357,810.97	7,752.86		365,563.83
2	30	20	25	251	Life Insurance	40,272.00	29,244.00		29,244.00			29,244.00
2	30	20	25	252	State Defined Contribution- Group A	540,575.76	490,206.35		490,206.35			490,206.35
2	30	20	25	253	State Defined Contribution - Group B	17,184.79	15,583.56		15,583.56			15,583.56
2	30	20	25	254	Other Benefits- Group A	3,420,082.00	3,047,504.67		3,047,504.67			3,047,504.67
2	30	20	25	255	Other Benefits- Group B							
2	30	30	30	300	Local Defined Benefit Pension- Group A	9,336,839.00	8,742,302.58		8,742,302.58			8,742,302.58
2	30	30	30	301	Local Defined Benefit Pension - Group B				-			-
2	30	30	30	302	State Defined Benefit Pension- Group A	2,045,911.13	1,855,278.58		1,855,278.58			1,855,278.58
2	30	30	30	303	State Defined Benefit Pension - Group B	136,250.87	123,555.38		123,555.38			123,555.38
2	30	30	30	304	Other Defined Benefit / Contribution	144,206.45	130,769.68		130,769.68			130,769.68
2	30	40	40	401	Purchased Services	500,000.00	437,647.81		437,647.81			437,647.81
2	30	40	40	402	Materials/Supplies	308,200.00	221,240.25		221,240.25			221,240.25
2	30	40	40	403	Software Licenses				-			-
2	30	40	40	404	Capital Outlays	488,000.00	145,794.01		145,794.01			145,794.01
2	30	40	40	407	Maintenance	400,000.00	447,685.56		447,685.56			447,685.56
2	30	40	40	408	Vehicle Operations	275,000.00	219,543.03		219,543.03			219,543.03
2	30	40	40	409	Utilities	48,500.00	47,095.06		47,095.06			47,095.06
2	30	40	40	410	Contingency				-			-
2	30	40	40	417	Other Operation Expenditures	1,633,186.00	1,404,205.80	-	1,404,205.80			1,404,205.80
2	30	99	99	999	Total Expenditures	38,599,176.00	34,012,147.51	-	34,012,147.51	1,909,930.86	-	35,922,078.37
Fire Department												
4	31	40	40	400	Employee Count - Group A		195.00		195.00			195.00
4	31	40	40	401	Employee Count - Group B		0.50		0.50			0.50
4	31	40	40	402	Part-time & Temp				-			-
2	31	10	10	100	Compensation- Group A	15,427,122.37	12,206,817.39		12,206,817.39			12,206,817.39
2	31	10	10	101	Compensation - Group B	916,899.63	725,503.18		725,503.18			725,503.18
2	31	10	10	102	Compensation -Volunteer							
2	31	10	15	150	Overtime- Group A	4,011,575.00	4,534,956.55		4,534,956.55			4,534,956.55
2	31	10	15	151	Overtime - Group B	238,425.00	269,531.80		269,531.80			269,531.80
2	31	10	15	152	Police & Fire Detail				-	38,381.39		38,381.39
2	31	20	20	200	Active Medical Insurance - Group A	4,678,557.25	3,732,211.64		3,732,211.64			3,732,211.64
2	31	20	20	202	Active Medical Insurance- Group B	266,179.75	210,827.53		210,827.53			210,827.53
2	31	20	20	205	Active Dental insurance- Group A	235,713.54	186,696.79		186,696.79			186,696.79
2	31	20	20	207	Active Dental Insurance- Group B	14,009.46	11,096.19		11,096.19			11,096.19
2	31	20	25	250	Payroll Taxes	358,407.00	373,352.84		373,352.84			373,352.84
2	31	20	25	251	Life Insurance	49,152.00	35,788.00		35,788.00			35,788.00
2	31	20	25	252	State Defined Contribution- Group A	704,209.55	637,143.00		637,143.00			637,143.00
2	31	20	25	253	State Defined Contribution - Group B	11,450.56	10,360.05		10,360.05			10,360.05
2	31	20	25	254	Other Benefits- Group A	4,512,421.00	4,581,199.82		4,581,199.82			4,581,199.82
2	31	20	25	255	Other Benefits- Group B							
2	31	30	30	300	Local Defined Benefit Pension- Group A	13,128,647.00	12,703,586.75		12,703,586.75			12,703,586.75
2	31	30	30	301	Local Defined Benefit Pension - Group B				-			-
2	31	30	30	302	State Defined Benefit Pension- Group A	1,358,561.44	1,229,176.63		1,229,176.63			1,229,176.63
2	31	30	30	303	State Defined Benefit Pension - Group B	94,445.45	85,450.78		85,450.78			85,450.78

Date Submitted
Date Uploaded
Entity
Fiscal Year
Report

April 30, 2025

Cranston
2024

Municipal Data Report

						2024	2024	2024	2024	2024	2024
						9	9	9	9	9	9
						1	1	2	3	4	5
						Budget	Audited Actual	Audited Actual	Audited Actual	Audited Actual	Audited Actual
Control (X)	Dept. (XX)	Group (XX)	Class (XX)	Account (XXX)	Description	Municipal General Fund	Municipal General Fund	Other GASB54 Funds,Allocations, and Adj.	Fund Financial Statements General Fund	Reportable Government Services	Elimination
											Total MTPA
2	31	30	30	304	Other Defined Benefit / Contribution				-		-
2	31	40	40	401	Purchased Services	1,185,000.00	1,522,462.59		1,522,462.59		1,522,462.59
2	31	40	40	402	Materials/Supplies	354,500.00	275,668.02		275,668.02		275,668.02
2	31	40	40	403	Software Licenses				-		-
2	31	40	40	404	Capital Outlays	250,000.00	77,000.00	101,977.66	178,977.66		178,977.66
2	31	40	40	407	Maintenance	300,000.00	263,127.16		263,127.16		263,127.16
2	31	40	40	408	Vehicle Operations	325,000.00	242,214.41		242,214.41		242,214.41
2	31	40	40	409	Utilities	1,275,000.00	919,502.72		919,502.72		919,502.72
2	31	40	40	410	Contingency				-		-
2	31	40	40	417	Other Operation Expenditures	388,200.00	168,295.60		168,295.60		168,295.60
2	31	99	99	999	Total Expenditures	50,083,476.00	45,001,969.43	101,977.66	45,103,947.09	38,381.39	-
								</			

Date Submitted
Date Uploaded
Entity
Fiscal Year
Report

April 30, 2025

Cranston
2024

Municipal Data Report

						2024	2024	2024	2024	2024	2024	2024
						9	9	9	9	9	9	9
						1	1	2	3	4	5	6
						Budget	Audited Actual	Audited Actual	Audited Actual	Audited Actual	Audited Actual	Audited Actual
Control (X)	Dept. (XX)	Group (XX)	Class (XX)	Account (XXX)	Description	Municipal General Fund	Municipal General Fund	Other GASB54 Funds,Allocations, and Adj.	Fund Financial Statements General Fund	Reportable Government Services	Elimination	Total MTPA
2	33	10	15	151	Overtime - Group B				-			-
2	33	20	20	200	Active Medical Insurance - Group A	46,635.50	42,232.95		42,232.95			42,232.95
2	33	20	20	202	Active Medical Insurance- Group B				-			-
2	33	20	20	205	Active Dental Insurance- Group A	2,454.50	2,222.79		2,222.79			2,222.79
2	33	20	20	207	Active Dental Insurance- Group B				-			-
2	33	20	25	250	Payroll Taxes	17,707.00	12,495.80		12,495.80			12,495.80
2	33	20	25	251	Life Insurance	768.00	576.00		576.00			576.00
2	33	20	25	252	State Defined Contribution- Group A	1,524.75	1,136.97		1,136.97			1,136.97
2	33	20	25	253	State Defined Contribution - Group B				-			-
2	33	20	25	254	Other Benefits- Group A	-	-		-			-
2	33	20	25	255	Other Benefits- Group B				-			-
2	33	30	30	300	Local Defined Benefit Pension- Group A				-			-
2	33	30	30	301	Local Defined Benefit Pension - Group B				-			-
2	33	30	30	302	State Defined Benefit Pension- Group A	13,722.75	10,232.71		10,232.71			10,232.71
2	33	30	30	303	State Defined Benefit Pension - Group B	11,502.50	8,577.12		8,577.12			8,577.12
2	33	30	30	304	Other Defined Benefit / Contribution				-			-
2	33	40	40	401	Purchased Services				-			-
2	33	40	40	402	Materials/Supplies	36,000.00	30,128.97		30,128.97			30,128.97
2	33	40	40	403	Software Licenses				-			-
2	33	40	40	404	Capital Outlays				-			-
2	33	40	40	407	Maintenance	268,000.00	216,390.50		216,390.50			216,390.50
2	33	40	40	408	Vehicle Operations				-			-
2	33	40	40	409	Utilities				-			-
2	33	40	40	410	Contingency				-			-
2	33	40	40	417	Other Operation Expenditures	3,300.00	2,322.92		2,322.92			2,322.92
2	33	99	99	999	Total Expenditures	634,048.00	497,038.21	-	497,038.21	-	-	497,038.21
2	50	50	50	500	Local Appropriation for Education	99,279,367.00	94,480,358.87		94,480,358.87			94,480,358.87
2	50	50	50	503	Supplemental Appropriation for Education							
2	50	50	50	501	Regional Appropriation for Education				-			-
2	50	50	50	504	Regional Supplemental Appropriation for Education							
2	50	50	50	502	Other Education Appropriation				-			-
2	50	99	99	999	Total Expenditures	99,279,367.00	94,480,358.87	-	94,480,358.87	-	-	94,480,358.87
2	60	60	60	600	Municipal Debt- Principal	6,324,300.00	6,214,719.38		6,214,719.38			6,214,719.38
2	60	60	60	601	Municipal Debt- Interest	2,658,552.00	2,669,429.22		2,669,429.22			2,669,429.22
2	60	60	61	610	School Debt- Principal	702,700.00	690,524.38		690,524.38			690,524.38
2	60	60	61	611	School Debt- Interest	664,638.00	667,357.31		667,357.31			667,357.31
2	60	99	99	999	Total Expenditures	10,350,190.00	10,242,030.28	-	10,242,030.28	-	-	10,242,030.28
OPEB												
2	40	20	20	204	Retiree Medical Insurance- Total				-			-
2	40	20	20	209	Retiree Dental Insurance- Total				-			-
2	40	30	35	352	Qualified Trust OPEB Contribution- Total	5,491,321.00	4,118,490.75	-	4,118,490.75			4,118,490.75
2	40	99	99	999	Total Expenditures	5,491,321.00	4,118,490.75	-	4,118,490.75	-	-	4,118,490.75
2	99	99	99	999	Total Expenditures	242,558,164.00	226,059,506.08	300,471.57	226,359,977.65	2,290,337.32	-	228,650,314.97
8	80	80	10	101	Financing Uses: Transfer to Capital Funds				-			-
8	80	80	10	103	Financing Uses: Transfer to Other Funds			7,246,005.29	7,246,005.29			7,246,005.29
8	80	80	20	200	Financing Uses: Payment to Bond Escrow Agent				-			-
8	80	80	30	301	Financing Uses: Other		-		-			-

Date Submitted
Date Uploaded
Entity
Fiscal Year
Report

April 30, 2025

Cranston
2024

Municipal Data Report

Control (X)	Dept. (XX)	Group (XX)	Class (XX)	Account (XXX)	Description	2024	2024	2024	2024	2024	2024	2024	
						9	9	9	9	9	9	9	
						1	1	2	3	4	5	6	
						Budget	Audited Actual	Audited Actual	Audited Actual	Audited Actual	Audited Actual	Audited Actual	
						Municipal General Fund	Municipal General Fund	Other GASB54 Funds,Allocations, and Adj.	Fund Financial Statements General Fund	Reportable Government Services	Elimination	Total MTPA	
													-
5	50	30	30	300	Net Change in Fund Balance or Net Position	350,000.00	9,820,951.16	(1,588,237.26)	8,232,713.90	494,222.95	-	8,726,936.85	
5	50	10	10	100	Non-spendable		(8,210,110.39)		(8,210,110.39)			(8,210,110.39)	
5	50	10	10	110	Restricted		-	35,472,233.21	35,472,233.21	1,831,095.57		37,303,328.78	
5	50	10	10	120	Committed		-	308,960.71	308,960.71			308,960.71	
5	50	10	10	130	Assigned		-		-			-	
5	50	10	10	140	Unassigned		8,210,110.39	(13,529,633.73)	(5,319,523.34)	-	(6,479,199.30)	(11,798,722.64)	
Local Pension ADC Funding Percentage for Only Reported Funds-													
6	60	60	30	300	Municipality				0%			0%	
Local Pension ADC Funding Percentage for Only Reported Funds-													
6	60	60	30	301	Police		100%		100%			100%	
Local Pension ADC Funding Percentage for Only Reported Funds-													
6	60	60	30	302	Fire		100%		100%			100%	
Local Pension ADC Funding Amount for Only Reported Funds-													
6	60	60	30	305	Municipality				-			-	
Local Pension ADC Funding Amount for Only Reported Funds-Police										-			-
6	60	60	30	306	Local Pension ADC Funding Amount for Only Reported Funds-Police				-			-	
6	60	60	30	307	Local Pension ADC Funding Amount for Only Reported Funds-Fire				-			-	
OPEB ADC Funding Percentage for Only Reported Funds-													
6	60	60	40	400	Municipality				0%			0%	
6	60	60	40	401	OPEB ADC Funding Percentage for Only Reported Funds-Police		100%		100%			100%	
6	60	60	40	402	OPEB ADC Funding Percentage for Only Reported Funds-Fire		100%		100%			100%	
6	60	60	40	405	OPEB ADC Funding Amount for Only Reported Funds-Municipality				-			-	
6	60	60	40	406	OPEB ADC Funding Amount for Only Reported Funds-Police				-			-	
6	60	60	40	407	OPEB ADC Funding Amount for Only Reported Funds-Fire				-			-	

Per Audited Fund Financial Statements Fund Description	Total Revenue	Total Other Financing Sources	Total Expenditures
Fund Balance¹ - per MTP-2 at June 30, 2023			
Fund Balance¹ - per MTP-2 at June 30, 2023 adjusted			
101 General Fund	\$ 241,838,697	\$ -	\$ 138,961,286
404 Fire Detail	\$ 31,980	\$ -	\$ 38,381
457 Police Detail	\$ 2,410,555	\$ -	\$ 1,909,931
700 CDBG	\$ 826,870	\$ -	\$ 956,472
Totals per audited financial statements	\$ 245,108,102	\$ -	\$ 141,866,069
<u>Reconciliation from financial statements to MTP2</u>			
Reclassify transfer of municipal appropriation to Education Department as expenditure on MTP2	\$ -	\$ -	94,480,359
Community Development Block Grant- To remove loan activity	(486,476)	-	(616,077)
Totals Per MTP2	\$ 244,621,627	\$ -	\$ 235,730,351

¹ and Net Position if Enterprise Fund activity is included in the transparency portal report.

Total Other Financing Uses	Net Change in Fund Balance ¹	Beginning Fund Fund Balance ¹ (Deficit)	Prior Period Adjustment	Restated Beginning Fund Balance ¹ (Deficit)	Ending Fund Balance ¹ (Deficit)
		15,963,105		15,963,105	
		<u>\$ 15,963,105</u>		<u>\$ 15,963,105</u>	
\$ 94,480,359	\$ 8,397,052	\$ 15,963,105		\$ 15,963,105	\$ 24,360,157
\$ -	\$ (6,401)	\$ (2,599)		\$ (2,599)	\$ (9,000)
\$ -	\$ 500,624	\$ 22,067		\$ 22,067	\$ 522,691
\$ -	\$ (129,601)	\$ (26,825)		\$ (26,825)	\$ (156,426)
<u>\$ 94,480,359</u>	<u>\$ 8,761,674</u>	<u>\$ 15,955,748</u>	<u>\$ -</u>	<u>\$ 15,955,748</u>	<u>\$ 24,717,422</u>
(94,480,359)	\$ -	\$ -		\$ -	\$ -
-	129,601	26,825		26,825	156,426
<u>\$ -</u>	<u>\$ 8,891,275</u>	<u>\$ 15,982,573</u>	<u>\$ -</u>	<u>\$ 15,982,573</u>	<u>\$ 24,873,848</u>

City of Cranston
Current Month End
Employee Roster

Emp#	Name	Position#	Description	B U	Sch	Grade	Step	FTE	Annual Salary	Period Salary	Daily Salary	Hourly Rate	Per Diem Rate	*TimesheetGrp	OrigHireDt	PosHireDate
008970	HOPKINS, KENNETH J	1101-08-001	MAYOR	AD -1	NU	11	2	1.00	105,000.00	4,038.46	403.85	50.48	403.85	1101-01	02-Jan-2017	05-Jan-2021
008224	MORETTI, ANTHONY C	1101-09-002	CHIEF OF STAFF	AD -0	AD	43	5	1.00	97,551.77	3,751.99	375.20	46.90	375.20	1101-01	05-Jan-2021	05-Jan-2021
008969	MCAULEY, PAUL J	1101-09-003	DEPUTY CHIEF OF STAFF	AD -0	AD	37	4	1.00	72,745.13	2,797.89	279.79	34.97	279.79	1101-01	12-Jul-2021	12-Jul-2021
009802	CAPUANO, GINA M	1101-09-004	DIRECTOR CONSTITUENT A	AD -0	AD	32	2	1.00	54,494.76	2,095.95	209.60	26.20	209.60	1101-01	05-Jan-2021	25-Jul-2022
010140	DELUCA, ZACHARY T	1101-09-005	COMMUNICATIONS COORDI	AD -0	AD	27	3	1.00	48,817.46	1,877.59	187.76	23.47	187.76	1101-01	02-Jan-2023	02-Jan-2023
009803	MCAULEY, ZITA M	1101-09-007	ADMINISTRATIVE ASSISTAN	AD -0	AD	24	7	1.00	43,723.68	1,681.68	168.17	21.02	168.17	1101-01	05-Jan-2021	05-Jan-2021
	#Emps: 6 #Pos: 6															
009804	MARINO, JESSICA M	1102-08-999	COUNCILPERSON	NU -2	NU	12	1	1.00	8,000.00	307.69	30.77	3.85	30.77	1102-01	05-Jan-2021	05-Jan-2021
009931	CAMPOPIANO, RICHARD D	1102-08-999	COUNCILPERSON	NU -2	NU	13	1	1.00	6,000.00	230.77	23.08	2.88	23.08	1102-01	27-Sep-2021	27-Sep-2021
010222	WALL, DANIEL	1102-08-999	COUNCILPERSON	NU -2	NU	13	1	1.00	6,000.00	230.77	23.08	2.88	23.08	1102-01	12-Oct-2023	12-Oct-2023
010278	HAROIAN, KRISTEN	1102-08-999	COUNCILPERSON	NU -2	NU	13	1	1.00	6,000.00	230.77	23.08	2.88	23.08	1102-01	23-Apr-2024	23-Apr-2024
010498	TRAFICANTE, MICHAEL	1102-08-999	COUNCILPERSON	NU -2	NU	13	1	1.00	6,000.00	230.77	23.08	2.88	23.08	1102-01	07-Jan-2025	07-Jan-2025
010499	RITZ, FRANK	1102-08-999	COUNCILPERSON	NU -2	NU	13	1	1.00	6,000.00	230.77	23.08	2.88	23.08	1102-01	07-Jan-2025	07-Jan-2025
010504	GRAZIANO, BRIDGET	1102-08-999	COUNCILPERSON	NU -2	NU	13	1	1.00	6,000.00	230.77	23.08	2.88	23.08	1102-01	06-Jan-2025	06-Jan-2025
010505	BUONANNO, CHRISTOPHER	1102-08-999	COUNCILPERSON	NU -2	NU	13	1	1.00	6,000.00	230.77	23.08	2.88	23.08	1102-01	06-Jan-2025	06-Jan-2025
	#Emps: 8 #Pos: 8															
007236	FAVICCHIO, MICHAEL W	1104-09-001	DIRECTOR OF PERSONNEL	AD -0	AD	39	7	1.00	86,511.10	3,327.35	332.74	41.59	332.74	1104-01	17-Apr-2023	17-Apr-2023
009370	ANDOSCIA, JASON J	1104-09-002	CONFIDENTIAL ASST. TO PE	AD -0	AD	27	3	1.00	48,817.46	1,877.59	187.76	23.47	187.76	1104-01	21-Jan-2019	02-Jan-2023
	#Emps: 2 #Pos: 2															
010148	NELSON, TRACY A	1105-09-001	CITY CLERK & CLERK OF PR	AD -0	AD	42	4	1.00	94,406.65	3,631.03	363.10	45.39	363.10	1105-01	01-Mar-2023	01-Mar-2023
002894	ZANNI, ROSALBA	1105-01-002	ASSISTANT CITY CLERK	CM -0	CM	27	8	1.00	82,130.05	3,158.85	315.88	45.13	315.88	1105-01	23-Jul-1984	23-Jul-1984
007007	GROENEVELD, SUZANNE	1105-01-003	SENIOR CLERK I/II	CM -0	CM	14	8	1.00	52,133.17	2,005.12	200.51	28.64	200.51	1105-01	26-Oct-2009	26-Oct-2009
009962	GOYETTE, MATTHEW	1105-01-004	SENIOR CLERK	CM -0	CM	13	2	1.00	42,570.35	1,637.32	163.73	23.39	163.73	1105-01	05-Feb-2024	05-Feb-2024
010039	DIBIASE, BERNADETTE	1105-01-005	SENIOR CLERK	CM -0	CM	13	4	1.00	45,105.97	1,734.85	173.48	24.78	173.48	1105-01	19-Sep-2022	19-Sep-2022
009963	ZANNI, DAWN	1105-01-006	SENIOR CLERK	CM -0	CM	13	4	1.00	45,105.97	1,734.85	173.48	24.78	173.48	1105-01	14-Mar-2022	14-Mar-2022
	#Emps: 6 #Pos: 6															
009398	BOTELHO, MARANDA L	1107-01-001	ADMINISTRATIVE COURT AS	CM -0	CM	21	3	1.00	56,214.34	2,162.09	216.21	30.89	216.21	1107-01	16-Aug-2021	11-Sep-2023
008981	KUTCHER, ROBIN L	1107-01-002	CLERK	CM -0	CM	10	6	1.00	43,781.92	1,683.92	168.39	24.06	168.39	1107-01	21-Feb-2017	21-Feb-2017
006986	COIA, RAYMOND	1107-08-004	MUNICIPAL COURT JUDGE	NU -1	NU	15	1	1.00	10,000.00	384.62	38.46	4.81	38.46	1107-01	01-Jul-2009	02-Jan-2023
	#Emps: 3 #Pos: 3															
008968	LIMA, NICHOLAS J	1108-09-001	REGISTRAR/DIRECTOR OF E	AD -0	AD	35	4	1.00	62,253.18	2,394.35	239.44	29.93	239.44	1108-01	03-Jan-2017	03-Jan-2017
002877	BUCCI, THERESA	1108-01-001	DEPUTY REGISTRAR	CM -0	CM	22	8	1.00	67,998.66	2,615.33	261.53	37.36	261.53	1108-01	12-Dec-1994	12-Dec-1994
004554	MADONNA, MARIA E	1108-01-002	ELECTION OPERATIONS CO	CM -0	CM	21	8	1.00	65,642.49	2,524.71	252.47	36.07	252.47	1108-01	24-Sep-2001	24-Sep-2001
009133	BRITO, EMERSON	1108-01-003	BILINGUAL ELECTIONS SPE	CM -0	CM	17	5	1.00	52,645.87	2,024.84	202.48	28.93	202.48	1108-01	27-Jul-2021	27-Jul-2021
	#Emps: 4 #Pos: 4															
010328	ASHMAN COLLINS, BETH	1109-09-001	CITY PLANNING DIRECTOR	AD -0	AD	43	1	1.00	86,466.12	3,325.62	332.56	41.57	332.56	1109-01	29-Jul-2024	21-Apr-2025
010238	VALCOURT, BRIANNA	1109-01-003	SENIOR PLANNER	CM -0	CM	29	2	1.00	71,855.24	2,763.66	276.37	39.48	276.37	1109-01	11-Mar-2024	11-Mar-2024
010340	BROWNELL, GRACE	1109-01-004	PLANNER TECH	CM -0	CM	19	1	1.00	49,414.46	1,900.56	190.06	27.15	190.06	1109-01	29-Aug-2024	29-Aug-2024
010239	BRUGGEMANN, JONAS	1109-01-006	SENIOR PLANNER	CM -0	CM	29	2	1.00	71,855.24	2,763.66	276.37	39.48	276.37	1109-01	11-Mar-2024	11-Mar-2024
	#Emps: 4 #Pos: 4															
009808	PAULINO, FRANKLIN J	1110-09-002	ECONOMIC DEVELOPMENT	AD -0	AD	39	5	1.00	81,200.95	3,123.11	312.31	39.04	312.31	1110-20	26-Jan-2021	26-Jan-2021
	#Emps: 1 #Pos: 1															
009405	RODIO, DAVID V	1111-09-001	BUILDING OFFICIAL	AD -0	AD	38	6	1.00	82,905.68	3,188.68	318.87	39.86	318.87	1111-01	13-May-2019	13-May-2019
008208	MURRAY, PAUL	1111-01-002	MECHANICAL/PLUMBING INS	CM -0	CM	28	7	1.00	83,479.76	3,210.76	321.08	45.87	321.08	1111-01	02-Dec-2013	02-Dec-2013
006939	PIKUL, STANLEY	1111-01-003	ALTERNATE BUILDING OFFI	CM -0	CM	30	8	1.00	91,292.29	3,511.24	351.12	50.16	351.12	1111-01	26-Jan-2009	28-May-2018
010518	BROCHU, MARK	1111-01-004	ELECTRICAL INSPECTOR	CM -0	CM	26	1	1.00	62,295.69	2,395.99	239.60	34.23	239.60	1111-01	21-Apr-2025	21-Apr-2025
009042	IALONGO, FRANK P	1111-01-007	PLAN REVIEW/FIELD INSPE	CM -0	CM	26	2	1.00	64,472.41	2,479.71	247.97	35.42	247.97	1111-01	05-Sep-2017	16-Dec-2024

City of Cranston
Current Month End
Employee Roster

Emp#	Name	Position#	Description	B U	Sch	Grade	Step	FTE	Annual Salary	Period Salary	Daily Salary	Hourly Rate	Per Diem Rate	*TimesheetGrp	OrigHireDt	PosHireDate
009447	MARCHETTI, ANNAMARIE	1111-01-008	INSPECTOR OF MINIMUM HO	CM -0	CM	21	6	1.00	62,295.69	2,395.99	239.60	34.23	239.60	1111-01	08-Jul-2019	08-Jul-2019
010508	ROYSTER, MICHAEL	1111-01-009	INSPECTOR OF MINIMUM HO	CM -0	CM	21	1	1.00	52,645.87	2,024.84	202.48	28.93	202.48	1111-01	24-Feb-2025	24-Feb-2025
009461	DOMENECH, CARLOS A	1111-01-010	INSPECTOR OF MINIMUM HO	CM -0	CM	21	6	1.00	62,295.69	2,395.99	239.60	34.23	239.60	1111-01	19-Aug-2019	19-Aug-2019
008998	JENKINS, JAYNA	1111-01-011	SENIOR CLERK I/II	CM -0	CM	14	6	1.00	49,414.46	1,900.56	190.06	27.15	190.06	1111-01	05-Jun-2017	05-Jun-2017
006952	SCAVITTI, CYNTHIA	1111-01-012	PERMIT TECHNICIAN	CM -0	CM	19	8	1.00	61,333.82	2,358.99	235.90	33.70	235.90	1111-01	17-Feb-2009	23-Jan-2017
	#Emps: 10 #Pos: 10															
010104	ZIDELIS, THOMAS F	1112-09-001	DIRECTOR OF FINANCE	AD -0	AD	55	3	1.00	146,345.95	5,628.69	562.87	70.36	562.87	1112-01	17-Oct-2022	17-Oct-2022
010226	FLANIGAN, ZACHARY M	1112-01-003	CHIEF FINANCE CLERK	CM -0	CM	25	3	1.00	64,472.41	2,479.71	247.97	35.42	247.97	1112-01	02-Jan-2024	02-Jan-2024
	#Emps: 2 #Pos: 2															
004593	IGOE, MICHAEL J	1113-01-001	CITY CONTROLLER	CM -0	CM	43	8	1.00	146,967.91	5,652.61	565.26	80.75	565.26	1113-01	15-May-2000	15-May-2000
005745	AUBIN, JUDY	1113-01-002	CITY INTERNAL AUDITOR	CM -0	CM	38	8	1.00	119,477.90	4,595.30	459.53	65.65	459.53	1113-01	12-Jul-2004	12-Jul-2004
008967	MACHADO, BRITTANY F	1113-01-003	PAYROLL/BENEFITS CLERK	CM -0	CM	22	5	1.00	62,295.69	2,395.99	239.60	34.23	239.60	1113-01	09-Jan-2017	23-Mar-2024
007385	PESHKA, JERROLD	1113-01-004	PAYABLES/PENSION CLERK	CM -0	CM	17	7	1.00	56,214.34	2,162.09	216.21	30.89	216.21	1113-01	04-Jun-2012	04-Jun-2012
005959	BEAUCHAINE, WENDY	1113-01-005	SENIOR CLERK	CM -0	CM	14	8	1.00	52,133.17	2,005.12	200.51	28.64	200.51	1113-01	13-Dec-2004	12-Sep-2022
	#Emps: 5 #Pos: 5															
010023	MALLETTE, KENNETH M JR	1114-09-001	CITY ASSESSOR	AD -0	AD	43	5	1.00	97,551.77	3,751.99	375.20	46.90	375.20	1114-01	01-Aug-2022	01-Aug-2022
006925	COLE, DAVID S	1114-01-002	DEPUTY TAX ASSESSOR	CM -0	CM	30	8	1.00	91,292.29	3,511.24	351.12	50.16	351.12	1114-01	29-Dec-2008	29-Dec-2008
009852	DE ANDRADE, DOMINIC J	1114-01-003	FIELD APPRAISER	CM -0	CM	20	3	1.00	54,396.52	2,092.17	209.22	29.89	209.22	1114-01	02-Jan-2023	02-Jan-2023
002185	BURNS, KAREN M	1114-01-005	PRINCIPAL CLERK	CM -0	CM	17	8	1.00	57,384.05	2,207.08	220.71	31.53	220.71	1114-01	13-Jul-1988	13-Jul-1988
008670	SMITH, BRIANNA	1114-01-006	SENIOR CLERK	CM -0	CM	13	6	1.00	47,910.95	1,842.73	184.27	26.32	184.27	1114-01	02-May-2016	02-May-2016
	#Emps: 5 #Pos: 5															
004765	MARCHESI, MARK J.	1115-01-001	PURCHASING AGENT	CM -0	CM	36	8	1.00	110,142.40	4,236.25	423.62	60.52	423.62	1115-01	05-Sep-2000	05-Sep-2000
008583	KARALEKAS, GIANNA R	1115-01-002	PURCHASING CLERK	CM -0	CM	15	6	1.00	50,963.09	1,960.12	196.01	28.00	196.01	1115-01	01-Aug-2017	22-Jul-2019
	#Emps: 2 #Pos: 2															
005650	SCUNGIO, ELAINE	1116-01-006	COMMUNICATIONS TECHNIC	CM -0	CM	17	8	1.00	57,384.05	2,207.08	220.71	31.53	220.71	1116-01	15-Mar-2004	15-Mar-2004
000993	GIARRUSSO, MARIA V	1116-01-002	GIS PROGRAM MANAGER	CM -0	CM	33	8	1.00	102,579.93	3,945.38	394.54	56.36	394.54	1116-01	07-Sep-1993	07-Sep-1993
010282	BURKE, NATHAN	1116-01-004	PROGRAMMER	CM -0	CM	26	4	1.00	69,274.84	2,664.42	266.44	38.06	266.44	1116-01	03-Jun-2024	03-Jun-2024
	#Emps: 3 #Pos: 3															
006922	CAPUANO, DAVID A	1117-01-002	SENIOR TAX REVENUE AGE	CM -0	CM	34	8	1.00	106,686.76	4,103.34	410.33	58.62	410.33	1117-01	06-Jan-2009	09-Jul-2020
007068	MANZI, MARIA K	1117-01-003	SENIOR CASHIER	CM -0	CM	20	6	1.00	60,164.10	2,314.00	231.40	33.06	231.40	1117-01	16-Aug-2010	23-Mar-2024
006688	MOYNIHAN, MICHAELA A	1117-01-004	CASHIER	CM -0	CM	17	2	1.00	47,910.95	1,842.73	184.27	26.32	184.27	1117-01	22-Apr-2024	22-Apr-2024
008673	IGOE, DEBORAH J	1117-01-005	CASHIER	CM -0	CM	17	6	1.00	54,396.52	2,092.17	209.22	29.89	209.22	1117-01	06-Sep-2016	06-Sep-2016
009085	SMITH, MARGARET L	1117-01-007	CASHIER	CM -0	CM	17	6	1.00	54,396.52	2,092.17	209.22	29.89	209.22	1117-01	22-Jan-2018	22-Jan-2018
	#Emps: 5 #Pos: 5															
009833	LEVASSEUR, RAYMOND L J	1200-04-001	FIRE APPARATUS MAINT SU	FC -0	FC	28	2	1.00	73,785.07	2,837.89	283.79	35.47	283.79	1200-01	26-Apr-2021	06-Jan-2025
006431	ZAMBARANO, JOHN	1200-04-002	ELECTRICAL WORKER	FC -0	FC	20	7	1.00	65,380.64	2,514.64	251.46	31.43	251.46	1200-01	08-Nov-2006	08-Nov-2006
007225	MERKERT, ADAM	1200-04-003	FIRE CIVILIAN DISPATCHER	FC -1	FC	19	7	1.00	63,164.66	2,429.41	242.94	30.37	242.94	1200-01	01-Jan-2011	01-Jan-2011
007226	FERRI, ROBERT P	1200-04-004	FIRE CIVILIAN DISPATCHER	FC -1	FC	19	7	1.00	63,164.66	2,429.41	242.94	30.37	242.94	1200-01	01-Jan-2011	01-Jan-2011
007228	PAUL, HENRY	1200-04-006	FIRE CIVILIAN DISPATCHER	FC -1	FC	19	7	1.00	63,164.66	2,429.41	242.94	30.37	242.94	1200-01	01-Jan-2011	01-Jan-2011
007229	HAGGIS, MICHAEL	1200-04-007	FIRE CIVILIAN DISPATCHER	FC -1	FC	19	7	1.00	63,164.66	2,429.41	242.94	30.37	242.94	1200-01	01-Jan-2011	01-Jan-2011
007355	LANDRY, SHARIAH	1200-04-008	FIRE CIVILIAN DISPATCHER	FC -1	FC	19	7	1.00	63,164.66	2,429.41	242.94	30.37	242.94	1200-01	13-Feb-2012	24-Nov-2018
009927	DESROSIERS, DANIEL K	1200-04-009	FIRE CIVILIAN DISPATCHER	FC -1	FC	19	5	1.00	58,682.52	2,257.02	225.70	28.21	225.70	1200-01	20-Sep-2021	20-Sep-2021
007305	SCUNGIO, LEE	1200-04-010	FIRE CIVILIAN DISPATCHER	FC -1	FC	19	7	1.00	63,164.66	2,429.41	242.94	30.37	242.94	1200-01	24-Sep-2012	24-Sep-2012
007233	FRANCAZIO, RICHARD C	1200-04-011	FIRE CIVILIAN DISPATCHER	FC -1	FC	19	7	1.00	63,164.66	2,429.41	242.94	30.37	242.94	1200-01	01-Jan-2011	01-Jan-2011
008197	GRADY, TRACY E	1200-04-012	PRINCIPAL CLERK	FC -0	FC	17	7	1.00	58,191.60	2,238.14	223.81	31.97	223.81	1200-01	07-Oct-2013	12-Dec-2016
001796	O'BRIEN, KIMBERLY	1200-04-013	SENIOR CLERK	FC -0	FC	15	7	1.00	53,836.81	2,070.65	207.06	29.58	207.06	1200-01	20-Nov-1989	03-Sep-2018
009091	IAROSS, LISA	1200-04-014	CLERK	FC -0	FC	10	7	1.00	44,845.87	1,724.84	172.48	24.64	172.48	1200-01	20-Feb-2018	20-Feb-2018
006607	BOLTON, SEAN	1200-04-015	AUTOMOTIVE MECHANIC	FC -0	FC	6	7	1.00	65,947.47	2,536.44	253.64	31.71	253.64	1200-07	10-Dec-2007	06-Jan-2025

City of Cranston
Current Month End
Employee Roster

Emp#	Name	Position#	Description	B U	Sch	Grade	Step	FTE	Annual Salary	Period Salary	Daily Salary	Hourly Rate	Per Diem Rate	*TimesheetGrp	OrigHireDt	PosHireDate
009048	SAM, SAVONG	1200-04-016	AUTOMOTIVE MECHANIC	FC -0	FC	6	6	1.00	63,168.07	2,429.54	242.95	30.37	242.95	1200-07	21-Aug-2017	11-Feb-2023
	#Emps: 15 #Pos: 15															
001713	MARCINKO, DANIEL E	1200-09-001	FIRE CHIEF	AD -0	AD	50	4	1.00	126,376.22	4,860.62	486.06	60.76	486.06	1200-08	19-Mar-1990	04-Jan-2025
000058	WOYCIECHOWSKI, JAMES	1200-03-002	ASSISTANT FIRE CHIEF	FI -3	FI	9	1	1.00	111,922.20	4,304.70	538.09	53.81	538.09	1200-08	15-Jul-1991	04-Jan-2025
000539	MANCINI, RICHARD J	1200-03-003	ASSISTANT FIRE CHIEF	FI -1	FI	9	1	1.00	111,922.20	4,304.70	538.09	53.81	538.09	1200-08	17-Oct-1988	28-Jul-2018
002374	NIQUETTE, ARMAND A JR	1200-03-004	DEPUTY CHIEF	FI -3	FI	8	1	1.00	105,225.64	4,047.14	505.89	50.59	505.89	1200-08	21-Aug-1995	11-Jan-2025
001131	RINFRETTE, JEFFREY M	1200-03-006	DEPUTY CHIEF	FI -3	FI	8	1	1.00	105,225.64	4,047.14	505.89	50.59	505.89	1200-08	21-Aug-1995	08-Feb-2025
002365	DESORCY, PAUL A	1200-03-007	DEPUTY CHIEF/SUPT OF FIRE	FI -3	FI	8	1	1.00	105,225.64	4,047.14	505.89	50.59	505.89	1200-08	13-Sep-1993	01-Sep-2022
003632	GREENE, RICHARD J	1200-03-008	DEPUTY CHIEF/DIR OF EME	FI -3	FI	8	1	1.00	105,225.64	4,047.14	505.89	50.59	505.89	1200-08	14-Jul-1997	01-Sep-2022
001858	DIBIASIO, ROBERT A	1200-03-009	BATALLION CHIEF	FI -3	FI	7	1	1.00	97,190.86	3,738.11	467.26	46.73	467.26	1200-08	21-Aug-1995	08-Feb-2025
003319	SAFFORD, LINWOOD J JR	1200-03-010	BATTALION CHIEF	FI -3	FI	7	1	1.00	97,190.86	3,738.11	467.26	46.73	467.26	1200-08	21-Aug-1995	08-Feb-2025
002329	GOSSELIN, ROLAND J	1200-03-011	BATTALION CHIEF	FI -3	FI	7	1	1.00	97,190.86	3,738.11	467.26	46.73	467.26	1200-08	21-Aug-1995	11-Jan-2025
002871	FONTAINE, ROLAND N	1200-03-013	BATTALION CHIEF	FI -3	FI	7	1	1.00	97,190.86	3,738.11	467.26	46.73	467.26	1200-08	11-Jul-1994	26-Aug-2023
000504	ADAMO, MICHAEL J	1200-03-014	BATTALION CHIEF	FI -3	FI	7	1	1.00	97,190.86	3,738.11	467.26	46.73	467.26	1200-08	07-Sep-1993	01-Sep-2022
000571	MAYNARD, CHRISTOPHER	1200-03-015	BATTALION CHIEF	FI -3	FI	7	1	1.00	97,190.86	3,738.11	467.26	46.73	467.26	1200-08	27-Jul-1992	27-Jul-2024
003629	JUTRAS, CHRISTIAN B	1200-03-017	CAPTAIN	FI -3	FI	6	1	1.00	89,156.34	3,429.09	428.64	42.86	428.64	1200-08	14-Jul-1997	04-Jan-2025
003492	LABRECQUE, CHRISTOPHE	1200-03-018	CAPTAIN	FI -3	FI	6	1	1.00	89,156.34	3,429.09	428.64	42.86	428.64	1200-08	10-Mar-1997	15-Jul-2023
003626	NOTTELL JR, JOHN T	1200-03-019	CAPTAIN	FI -3	FI	6	1	1.00	89,156.34	3,429.09	428.64	42.86	428.64	1200-08	14-Jul-1997	27-Jul-2024
003628	CAMARA, CHARLES	1200-03-020	CAPTAIN	FI -3	FI	6	1	1.00	89,156.34	3,429.09	428.64	42.86	428.64	1200-08	14-Jul-1997	27-Jul-2024
004476	NERI, DAVID C	1200-03-021	CAPTAIN	FI -3	FI	6	1	1.00	89,156.34	3,429.09	428.64	42.86	428.64	1200-08	23-Aug-1999	08-Feb-2025
004729	DIDINO, DAVID	1200-03-022	CAPTAIN	FI -3	FI	6	1	1.00	89,156.34	3,429.09	428.64	42.86	428.64	1200-08	10-Jul-2000	08-Feb-2025
004733	BROUILLARD, DAVID	1200-03-023	CAPTAIN	FI -3	FI	6	1	1.00	89,156.34	3,429.09	428.64	42.86	428.64	1200-08	10-Jul-2000	22-Feb-2025
000020	ROBBINS, CHARLES T	1200-03-024	CAPTAIN	FI -2	FI	6	1	1.00	89,156.34	3,429.09	428.64	42.86	428.64	1200-08	23-Sep-1996	22-Apr-2023
004473	WELLER, SCOTT C	1200-03-025	CAPTAIN	FI -3	FI	6	1	1.00	89,156.34	3,429.09	428.64	42.86	428.64	1200-08	23-Aug-1999	11-Jan-2025
004032	TELLIER, RYAN L	1200-03-026	CAPTAIN	FI -3	FI	6	1	1.00	89,156.34	3,429.09	428.64	42.86	428.64	1200-08	14-Sep-1998	11-Jan-2025
004732	RIVELLI, MICHAEL	1200-03-027	CAPTAIN	FI -3	FI	6	1	1.00	89,156.34	3,429.09	428.64	42.86	428.64	1200-08	10-Jul-2000	08-Feb-2025
002412	DELISLE, MICHAEL P	1200-03-028	RESCUE CAPTAIN	FI -3	FI	6	1	1.00	89,156.34	3,429.09	428.64	42.86	428.64	1200-08	21-Aug-1995	01-Sep-2022
004731	ANSLEY, KEVIN	1200-03-029	RESCUE CAPTAIN	FI -3	FI	6	1	1.00	89,156.34	3,429.09	428.64	42.86	428.64	1200-08	10-Jul-2000	01-Sep-2022
002429	NIMIROSKI, BRIAN	1200-03-030	RESCUE CAPTAIN	FI -3	FI	6	1	1.00	89,156.34	3,429.09	428.64	42.86	428.64	1200-08	21-Aug-1995	01-Sep-2022
006241	CORSON, CHRISTOPHER K	1200-03-031	RESCUE CAPTAIN	FI -3	FI	6	1	1.00	89,156.34	3,429.09	428.64	42.86	428.64	1200-08	31-Jul-2006	01-Sep-2022
005254	DAVY, DAVID	1200-03-032	RESCUE CAPTAIN	FI -3	FI	6	1	1.00	89,156.34	3,429.09	428.64	42.86	428.64	1200-08	05-Aug-2002	01-Sep-2022
005248	RONCI, WILLIAM	1200-03-033	LEAD LINEMAN	FI -3	FI	5	1	1.00	82,136.60	3,159.10	394.89	39.49	394.89	1200-08	05-Aug-2002	12-Aug-2023
006233	MATHER, JAMES W	1200-03-034	LIEUTENANT	FI -3	FI	5	1	1.00	82,136.60	3,159.10	394.89	39.49	394.89	1200-08	31-Jul-2006	22-Apr-2023
006243	CAMERON, RUSSELL	1200-03-035	LIEUTENANT	FI -3	FI	5	1	1.00	82,136.60	3,159.10	394.89	39.49	394.89	1200-08	31-Jul-2006	15-Jul-2023
006242	POISSON, MICHAEL R	1200-03-036	LIEUTENANT	FI -3	FI	5	1	1.00	82,136.60	3,159.10	394.89	39.49	394.89	1200-08	31-Jul-2006	30-Dec-2023
006245	KELLIHER, KYLE E	1200-03-037	LIEUTENANT	FI -3	FI	5	1	1.00	82,136.60	3,159.10	394.89	39.49	394.89	1200-08	31-Jul-2006	26-Aug-2023
006754	MASSEY, CRAIG J	1200-03-038	LIEUTENANT	FI -3	FI	5	1	1.00	82,136.60	3,159.10	394.89	39.49	394.89	1200-08	08-Sep-2008	21-Sep-2024
006234	LAPLANTE, JASON D	1200-03-039	LIEUTENANT	FI -3	FI	5	1	1.00	82,136.60	3,159.10	394.89	39.49	394.89	1200-08	31-Jul-2006	27-Jul-2024
006756	MOTTA, MANUEL J JR	1200-03-040	LIEUTENANT	FI -3	FI	5	1	1.00	82,136.60	3,159.10	394.89	39.49	394.89	1200-08	08-Sep-2008	04-Jan-2025
006244	ZAMBRANO, DAVID P	1200-03-041	LIEUTENANT	FI -3	FI	5	1	1.00	82,136.60	3,159.10	394.89	39.49	394.89	1200-08	31-Jul-2006	21-Oct-2023
004030	PEDRO, NELSON	1200-03-042	LIEUTENANT	FI -3	FI	5	1	1.00	82,136.60	3,159.10	394.89	39.49	394.89	1200-08	14-Sep-1998	01-Sep-2022
006753	MARCINIAK, ANDREW P	1200-03-043	LIEUTENANT	FI -3	FI	5	1	1.00	82,136.60	3,159.10	394.89	39.49	394.89	1200-08	08-Sep-2008	02-Feb-2024
006752	ENRIGHT, RONALD	1200-03-044	LIEUTENANT	FI -3	FI	5	1	1.00	82,136.60	3,159.10	394.89	39.49	394.89	1200-08	08-Sep-2008	11-Jan-2025
006809	CRUDALE, MICHAEL R	1200-03-045	LIEUTENANT	FI -3	FI	5	1	1.00	82,136.60	3,159.10	394.89	39.49	394.89	1200-08	20-Sep-2008	11-Jan-2025
006810	RACINE, JAMES T	1200-03-046	LIEUTENANT	FI -3	FI	5	1	1.00	82,136.60	3,159.10	394.89	39.49	394.89	1200-08	20-Sep-2008	08-Feb-2025
004479	CHAMBERLAND, DAVID J	1200-03-047	LIEUTENANT	FI -3	FI	5	1	1.00	82,136.60	3,159.10	394.89	39.49	394.89	1200-08	23-Aug-1999	01-Sep-2022
004482	PELLETIER, NORMAN L	1200-03-048	LIEUTENANT	FI -3	FI	5	1	1.00	82,136.60	3,159.10	394.89	39.49	394.89	1200-08	30-Aug-1999	01-Sep-2022
007381	THOMAS, JOHN J	1200-03-049	LIEUTENANT	FI -3	FI	5	1	1.00	82,136.60	3,159.10	394.89	39.49	394.89	1200-08	14-May-2012	08-Feb-2025
004730	BURGESS, STEVEN	1200-03-050	LIEUTENANT	FI -3	FI	5	1	1.00	82,136.60	3,159.10	394.89	39.49	394.89	1200-08	10-Jul-2000	01-Sep-2022
007379	BONNER, ADAM J	1200-03-051	LIEUTENANT	FI -3	FI	5	1	1.00	82,136.60	3,159.10	394.89	39.49	394.89	1200-08	14-May-2012	08-Feb-2025
007375	WARREN, JONATHAN A	1200-03-052	LIEUTENANT	FI -3	FI	5	1	1.00	82,136.60	3,159.10	394.89	39.49	394.89	1200-08	14-May-2012	22-Feb-2025
006751	COFFEY, DAVID J	1200-03-053	LIEUTENANT	FI -3	FI	5	1	1.00	82,136.60	3,159.10	394.89	39.49	394.89	1200-08	08-Sep-2008	13-Jan-2024
006238	BURGESS, ROBERT I III	1200-03-054	LIEUTENANT	FI -3	FI	5	1	1.00	82,136.60	3,159.10	394.89	39.49	394.89	1200-08	31-Jul-2006	14-Jan-2023
006758	O'LEARY, KEVIN D	1200-03-055	LIEUTENANT	FI -3	FI	5	1	1.00	82,136.60	3,159.10	394.89	39.49	394.89	1200-08	08-Sep-2008	27-Jul-2024

City of Cranston
Current Month End
Employee Roster

Emp#	Name	Position#	Description	B U	Sch	Grade	Step	FTE	Annual Salary	Period Salary	Daily Salary	Hourly Rate	Per Diem Rate	*TimesheetGrp	OrigHireDt	PosHireDate
005249	MOFFAT, KEITH JR	1200-03-056	LIEUTENANT	FI -3	FI	5	1	1.00	82,136.60	3,159.10	394.89	39.49	394.89	1200-08	05-Aug-2002	11-Mar-2023
005238	WALSH, MARK	1200-03-057	LIEUTENANT	FI -3	FI	5	1	1.00	82,136.60	3,159.10	394.89	39.49	394.89	1200-08	05-Aug-2002	01-Sep-2022
006235	WARBURTON, DAVID	1200-03-058	LIEUTENANT	FI -3	FI	5	1	1.00	82,136.60	3,159.10	394.89	39.49	394.89	1200-08	31-Jul-2006	22-Apr-2023
005241	BRAZENOR, SCOTT	1200-03-059	LIEUTENANT	FI -3	FI	5	1	1.00	82,136.60	3,159.10	394.89	39.49	394.89	1200-08	05-Aug-2002	01-Sep-2022
005244	COTE, GABRIEL	1200-03-060	LIEUTENANT	FI -3	FI	5	1	1.00	82,136.60	3,159.10	394.89	39.49	394.89	1200-08	05-Aug-2002	01-Sep-2022
005246	CLEARY, BRANDON	1200-03-061	LIEUTENANT	FI -3	FI	5	1	1.00	82,136.60	3,159.10	394.89	39.49	394.89	1200-08	05-Aug-2002	01-Sep-2022
006231	WILD, MATTHEW	1200-03-062	LIEUTENANT	FI -3	FI	5	1	1.00	82,136.60	3,159.10	394.89	39.49	394.89	1200-08	31-Jul-2006	12-Aug-2023
005250	LYSKAWA, CHRISTOPHER	1200-03-063	LIEUTENANT	FI -3	FI	5	1	1.00	82,136.60	3,159.10	394.89	39.49	394.89	1200-08	05-Aug-2002	01-Sep-2022
005251	CARPENTER, ANDREW	1200-03-064	LIEUTENANT	FI -3	FI	5	1	1.00	82,136.60	3,159.10	394.89	39.49	394.89	1200-08	05-Aug-2002	01-Sep-2022
006237	BURKE, MICHAEL J JR	1200-03-065	LIEUTENANT	FI -3	FI	5	1	1.00	82,136.60	3,159.10	394.89	39.49	394.89	1200-08	31-Jul-2006	03-Jul-2023
006239	PALLINI, MATTHEW P	1200-03-066	LIEUTENANT	FI -3	FI	5	1	1.00	82,136.60	3,159.10	394.89	39.49	394.89	1200-08	31-Jul-2006	01-Sep-2022
006743	BEAULIEU, RICHARD C	1200-03-067	RESCUE LIEUTENANT	FI -3	FI	5	1	1.00	82,136.60	3,159.10	394.89	39.49	394.89	1200-08	08-Sep-2008	01-Sep-2022
008785	CUTE, SCOTT	1200-03-068	RESCUE LIEUTENANT	FI -3	FI	5	1	1.00	82,136.60	3,159.10	394.89	39.49	394.89	1200-08	21-Nov-2016	23-Jan-2024
008099	CARCIERI, NICOLA J	1200-03-069	RESCUE LIEUTENANT	FI -3	FI	5	1	1.00	82,136.60	3,159.10	394.89	39.49	394.89	1200-08	11-Feb-2013	01-Sep-2022
008103	GIARDINA, JOSEPH R	1200-03-070	RESCUE LIEUTENANT	FI -3	FI	5	1	1.00	82,136.60	3,159.10	394.89	39.49	394.89	1200-08	11-Feb-2013	01-Sep-2022
008108	LEE, JASON C	1200-03-071	RESCUE LIEUTENANT	FI -3	FI	5	1	1.00	82,136.60	3,159.10	394.89	39.49	394.89	1200-08	11-Feb-2013	01-Sep-2022
008110	MARQUES, GREGORY D	1200-03-072	RESCUE LIEUTENANT	FI -3	FI	5	1	1.00	82,136.60	3,159.10	394.89	39.49	394.89	1200-08	11-Feb-2013	01-Sep-2022
009921	SHACKLEFORD, JACOB	1200-03-073	RESCUE LIEUTENANT	FI -3	FI	5	1	1.00	82,136.60	3,159.10	394.89	39.49	394.89	1200-08	20-Sep-2021	17-Feb-2024
009920	RIBAS, ZACHARY	1200-03-074	RESCUE LIEUTENANT	FI -3	FI	5	1	1.00	82,136.60	3,159.10	394.89	39.49	394.89	1200-08	20-Sep-2021	17-Nov-2024
009097	FULTZ, SHANNON E	1200-03-075	RESCUE LIEUTENANT	FI -3	FI	5	1	1.00	82,136.60	3,159.10	394.89	39.49	394.89	1200-08	05-Mar-2018	01-Sep-2022
009099	TREMBLAY, JOSEPH A	1200-03-076	RESCUE LIEUTENANT	FI -3	FI	5	1	1.00	82,136.60	3,159.10	394.89	39.49	394.89	1200-08	05-Mar-2018	01-Sep-2022
009488	REID, JOSHUA	1200-03-077	RESCUE LIEUTENANT	FI -3	FI	5	1	1.00	82,136.60	3,159.10	394.89	39.49	394.89	1200-08	21-Oct-2019	01-Sep-2022
009918	OSSIAN, JESSE	1200-03-078	RESCUE LIEUTENANT	FI -3	FI	5	1	1.00	82,136.60	3,159.10	394.89	39.49	394.89	1200-08	20-Sep-2021	22-Oct-2024
008113	SULLIVAN, KEITH A	1200-03-079	FIREFIGHTER	FI -3	FI	4	1	1.00	75,759.32	2,913.82	364.23	36.42	364.23	1200-08	11-Feb-2013	11-Feb-2013
008111	REBELLO, COREY G	1200-03-080	FIREFIGHTER	FI -3	FI	4	1	1.00	75,759.32	2,913.82	364.23	36.42	364.23	1200-08	11-Feb-2013	11-Feb-2013
009094	CHAVEZ, MICAH	1200-03-081	FIREFIGHTER	FI -3	FI	4	1	1.00	75,759.32	2,913.82	364.23	36.42	364.23	1200-08	05-Mar-2018	05-Mar-2018
008117	OLIVEIRA, JOSHUA	1200-03-082	FIREFIGHTER	FI -3	FI	4	1	1.00	75,759.32	2,913.82	364.23	36.42	364.23	1200-08	26-Feb-2013	26-Feb-2013
010519	BELIVEAU, DION	1200-03-083	FIREFIGHTER	FI -3	FI	1	1	1.00	56,985.50	2,191.75	273.97	27.40	273.97	1200-08	28-Apr-2025	28-Apr-2025
008777	BIBBY, JEFFREY	1200-03-084	FIREFIGHTER	FI -3	FI	4	1	1.00	75,759.32	2,913.82	364.23	36.42	364.23	1200-08	21-Nov-2016	21-Nov-2016
008778	MOLLIS, MICHAEL	1200-03-085	FIREFIGHTER	FI -3	FI	4	1	1.00	75,759.32	2,913.82	364.23	36.42	364.23	1200-08	21-Nov-2016	21-Nov-2016
008779	CAMPION, JOHN	1200-03-086	FIREFIGHTER	FI -3	FI	4	1	1.00	75,759.32	2,913.82	364.23	36.42	364.23	1200-08	21-Nov-2016	21-Nov-2016
008780	COUPE, CHRISTIAN	1200-03-087	FIREFIGHTER	FI -3	FI	4	1	1.00	75,759.32	2,913.82	364.23	36.42	364.23	1200-08	21-Nov-2016	21-Nov-2016
008781	DUQUETTE, GREGORY	1200-03-088	FIREFIGHTER	FI -3	FI	4	1	1.00	75,759.32	2,913.82	364.23	36.42	364.23	1200-08	21-Nov-2016	21-Nov-2016
008782	SAVATTERE, SALVATORE	1200-03-089	FIREFIGHTER	FI -3	FI	4	1	1.00	75,759.32	2,913.82	364.23	36.42	364.23	1200-08	21-Nov-2016	21-Nov-2016
008112	SNOW, GREGORY A	1200-03-090	FIREFIGHTER	FI -3	FI	4	1	1.00	75,759.32	2,913.82	364.23	36.42	364.23	1200-08	11-Feb-2013	11-Feb-2013
008096	ARSENAULT, NORMAN E JR	1200-03-091	FIREFIGHTER	FI -3	FI	4	1	1.00	75,759.32	2,913.82	364.23	36.42	364.23	1200-08	11-Feb-2013	11-Feb-2013
009909	ALMEIDA, JALEN	1200-03-092	FIREFIGHTER	FI -3	FI	4	1	1.00	75,759.32	2,913.82	364.23	36.42	364.23	1200-08	20-Sep-2021	20-Sep-2021
008784	DEMERCHANT, KYLE	1200-03-093	FIREFIGHTER	FI -3	FI	4	1	1.00	75,759.32	2,913.82	364.23	36.42	364.23	1200-08	21-Nov-2016	21-Nov-2016
009095	PLANTE, RYAN	1200-03-094	FIREFIGHTER	FI -3	FI	4	1	1.00	75,759.32	2,913.82	364.23	36.42	364.23	1200-08	05-Mar-2018	05-Mar-2018
010258	STEWART, WILLIAM	1200-03-095	FIREFIGHTER	FI -3	FI	2	1	1.00	70,089.24	2,695.74	336.97	33.70	336.97	1200-08	25-Mar-2024	25-Mar-2024
008786	GIGUERE, BUTCH	1200-03-096	FIREFIGHTER	FI -3	FI	4	1	1.00	75,759.32	2,913.82	364.23	36.42	364.23	1200-08	21-Nov-2016	21-Nov-2016
009096	WALL, BRYAN A	1200-03-097	FIREFIGHTER	FI -3	FI	4	1	1.00	75,759.32	2,913.82	364.23	36.42	364.23	1200-08	05-Mar-2018	05-Mar-2018
009908	ALLEY, BRIAN JR	1200-03-098	FIREFIGHTER	FI -3	FI	4	1	1.00	75,759.32	2,913.82	364.23	36.42	364.23	1200-08	20-Sep-2021	01-Sep-2022
009098	SILVA, MARK	1200-03-099	FIREFIGHTER	FI -3	FI	4	1	1.00	75,759.32	2,913.82	364.23	36.42	364.23	1200-08	05-Mar-2018	05-Mar-2018
010149	FOX, STEPHEN	1200-03-100	FIREFIGHTER	FI -3	FI	3	1	1.00	72,743.32	2,797.82	349.73	34.97	349.73	1200-08	13-Mar-2023	13-Mar-2023
009910	BAEZA, JOEL	1200-03-101	FIREFIGHTER	FI -3	FI	4	1	1.00	75,759.32	2,913.82	364.23	36.42	364.23	1200-08	20-Sep-2021	20-Sep-2021
008787	SHEEHAN, TREVOR	1200-03-102	FIREFIGHTER	FI -3	FI	4	1	1.00	75,759.32	2,913.82	364.23	36.42	364.23	1200-08	21-Nov-2016	21-Nov-2016
009471	BARRETT, WILLIAM J	1200-03-103	FIREFIGHTER	FI -3	FI	4	1	1.00	75,759.32	2,913.82	364.23	36.42	364.23	1200-08	21-Oct-2019	21-Oct-2019
009107	CARCIERI, GREGORY P	1200-03-104	FIREFIGHTER	FI -3	FI	4	1	1.00	75,759.32	2,913.82	364.23	36.42	364.23	1200-08	05-Mar-2018	05-Mar-2018
009104	LOMBARDI, JAMES	1200-03-105	FIREFIGHTER	FI -3	FI	4	1	1.00	75,759.32	2,913.82	364.23	36.42	364.23	1200-08	05-Mar-2018	05-Mar-2018
009472	BENEDETTI, EUGENE J	1200-03-106	FIREFIGHTER	FI -3	FI	4	1	1.00	75,759.32	2,913.82	364.23	36.42	364.23	1200-08	21-Oct-2019	21-Oct-2019
009473	BOUCHARD, ANDREW M	1200-03-107	FIREFIGHTER	FI -3	FI	4	1	1.00	75,759.32	2,913.82	364.23	36.42	364.23	1200-08	21-Oct-2019	21-Oct-2019
009474	BURKE, DANIEL J	1200-03-108	FIREFIGHTER	FI -3	FI	4	1	1.00	75,759.32	2,913.82	364.23	36.42	364.23	1200-08	21-Oct-2019	21-Oct-2019
009475	CAMPBELL, ANDREW J	1200-03-109	FIREFIGHTER	FI -3	FI	4	1	1.00	75,759.32	2,913.82	364.23	36.42	364.23	1200-08	21-Oct-2019	21-Oct-2019
009476	CARTER, JOHN S	1200-03-110	FIREFIGHTER	FI -3	FI	4	1	1.00	75,759.32	2,913.82	364.23	36.42	364.23	1200-08	21-Oct-2019	21-Oct-2019

City of Cranston
Current Month End
Employee Roster

Emp#	Name	Position#	Description	B U	Sch	Grade	Step	FTE	Annual Salary	Period Salary	Daily Salary	Hourly Rate	Per Diem Rate	*TimesheetGrp	OrigHireDt	PosHireDate
009911	BARROS, ERIC	1200-03-111	FIREFIGHTER	FI -3	FI	4	1	1.00	75,759.32	2,913.82	364.23	36.42	364.23	1200-08	20-Sep-2021	20-Sep-2021
009477	HOWARD, MATTHEW K	1200-03-112	FIREFIGHTER	FI -3	FI	4	1	1.00	75,759.32	2,913.82	364.23	36.42	364.23	1200-08	21-Oct-2019	21-Oct-2019
009478	DUFFY, TYLER J	1200-03-113	FIREFIGHTER	FI -3	FI	4	1	1.00	75,759.32	2,913.82	364.23	36.42	364.23	1200-08	21-Oct-2019	21-Oct-2019
009479	IGOE, MICHAEL J JR	1200-03-114	FIREFIGHTER	FI -3	FI	4	1	1.00	75,759.32	2,913.82	364.23	36.42	364.23	1200-08	21-Oct-2019	21-Oct-2019
009480	IGOE, PATRICK F	1200-03-115	FIREFIGHTER	FI -3	FI	4	1	1.00	75,759.32	2,913.82	364.23	36.42	364.23	1200-08	21-Oct-2019	21-Oct-2019
010242	ATKINSON, DEVON	1200-03-116	FIREFIGHTER	FI -3	FI	2	1	1.00	70,089.24	2,695.74	336.97	33.70	336.97	1200-08	25-Mar-2024	25-Mar-2024
010150	GARDNER, DANIEL C	1200-03-117	FIREFIGHTER	FI -3	FI	3	1	1.00	72,743.32	2,797.82	349.73	34.97	349.73	1200-08	13-Mar-2023	13-Mar-2023
009482	KOWALIK, BENJAMIN G	1200-03-118	FIREFIGHTER	FI -3	FI	4	1	1.00	75,759.32	2,913.82	364.23	36.42	364.23	1200-08	21-Oct-2019	21-Oct-2019
009912	BREAULT, JEFFREY R	1200-03-119	FIREFIGHTER	FI -3	FI	4	1	1.00	75,759.32	2,913.82	364.23	36.42	364.23	1200-08	20-Sep-2021	20-Sep-2021
010151	GARDNER, JEREMY R	1200-03-120	FIREFIGHTER	FI -3	FI	3	1	1.00	72,743.32	2,797.82	349.73	34.97	349.73	1200-08	13-Mar-2023	13-Mar-2023
010152	HAYWARD, JUSTIN K	1200-03-121	FIREFIGHTER	FI -3	FI	3	1	1.00	72,743.32	2,797.82	349.73	34.97	349.73	1200-08	13-Mar-2023	13-Mar-2023
009489	VITO, JONATHAN L	1200-03-122	FIREFIGHTER	FI -3	FI	4	1	1.00	75,759.32	2,913.82	364.23	36.42	364.23	1200-08	21-Oct-2019	15-Feb-2020
009490	DIGIULIO, MICHAEL C	1200-03-123	FIREFIGHTER	FI -3	FI	4	1	1.00	75,759.32	2,913.82	364.23	36.42	364.23	1200-08	21-Oct-2019	15-Feb-2020
009913	CARDOSO, ALEXANDER	1200-03-124	FIREFIGHTER	FI -3	FI	4	1	1.00	75,759.32	2,913.82	364.23	36.42	364.23	1200-08	20-Sep-2021	20-Sep-2021
009914	GIBLIN, RYAN	1200-03-125	FIREFIGHTER	FI -3	FI	4	1	1.00	75,759.32	2,913.82	364.23	36.42	364.23	1200-08	20-Sep-2021	20-Sep-2021
009915	GILES, CHRISTOPHER R	1200-03-126	FIREFIGHTER	FI -3	FI	4	1	1.00	75,759.32	2,913.82	364.23	36.42	364.23	1200-08	20-Sep-2021	20-Sep-2021
010243	CRABTREE, ADAM	1200-03-127	FIREFIGHTER	FI -3	FI	2	1	1.00	70,089.24	2,695.74	336.97	33.70	336.97	1200-08	25-Mar-2024	25-Mar-2024
009917	LUPINO, MICHAEL	1200-03-128	FIREFIGHTER	FI -3	FI	4	1	1.00	75,759.32	2,913.82	364.23	36.42	364.23	1200-08	20-Sep-2021	20-Sep-2021
010250	MONTANARO, JAKE	1200-03-129	FIREFIGHTER	FI -3	FI	2	1	1.00	70,089.24	2,695.74	336.97	33.70	336.97	1200-08	25-Mar-2024	25-Mar-2024
010521	COCKSHUTT, BRYAN	1200-03-130	FIREFIGHTER	FI -3	FI	1	1	1.00	56,985.50	2,191.75	273.97	27.40	273.97	1200-08	28-Apr-2025	28-Apr-2025
008788	MCCORMICK, ROBERT	1200-03-131	FIREFIGHTER	FI -3	FI	4	1	1.00	75,759.32	2,913.82	364.23	36.42	364.23	1200-08	21-Nov-2016	21-Nov-2016
010154	LAMBERT, ERIC J	1200-03-132	FIREFIGHTER	FI -3	FI	3	1	1.00	72,743.32	2,797.82	349.73	34.97	349.73	1200-08	13-Mar-2023	13-Mar-2023
010155	LEBEAU, GABRIEL G	1200-03-133	FIREFIGHTER	FI -3	FI	3	1	1.00	72,743.32	2,797.82	349.73	34.97	349.73	1200-08	13-Mar-2023	13-Mar-2023
010156	LEWIS, RYAN M	1200-03-134	FIREFIGHTER	FI -3	FI	3	1	1.00	72,743.32	2,797.82	349.73	34.97	349.73	1200-08	13-Mar-2023	13-Mar-2023
010520	CLINKER, OWEN	1200-03-135	FIREFIGHTER	FI -3	FI	1	1	1.00	56,985.50	2,191.75	273.97	27.40	273.97	1200-08	28-Apr-2025	28-Apr-2025
010522	HILTON, ANDREW	1200-03-136	FIREFIGHTER	FI -3	FI	1	1	1.00	56,985.50	2,191.75	273.97	27.40	273.97	1200-08	28-Apr-2025	28-Apr-2025
010158	MORSE, BARRY D	1200-03-137	FIREFIGHTER	FI -3	FI	3	1	1.00	72,743.32	2,797.82	349.73	34.97	349.73	1200-08	13-Mar-2023	13-Mar-2023
010159	RUBIN-CRUMP, ASA W	1200-03-138	FIREFIGHTER	FI -3	FI	3	1	1.00	72,743.32	2,797.82	349.73	34.97	349.73	1200-08	13-Mar-2023	13-Mar-2023
010160	SAUCIER, CHRISTOPHER M	1200-03-139	FIREFIGHTER	FI -3	FI	3	1	1.00	72,743.32	2,797.82	349.73	34.97	349.73	1200-08	13-Mar-2023	13-Mar-2023
009483	KIRKWOOD, ZACHARY S	1200-03-140	FIREFIGHTER	FI -3	FI	4	1	1.00	75,759.32	2,913.82	364.23	36.42	364.23	1200-08	21-Oct-2019	06-May-2023
010523	KLINGBERG, TYLER	1200-03-141	FIREFIGHTER	FI -3	FI	1	1	1.00	56,985.50	2,191.75	273.97	27.40	273.97	1200-08	28-Apr-2025	28-Apr-2025
010161	SIMONE, ANTHONY D	1200-03-142	FIREFIGHTER	FI -3	FI	3	1	1.00	72,743.32	2,797.82	349.73	34.97	349.73	1200-08	13-Mar-2023	13-Mar-2023
008775	SIMARD, GORDON	1200-03-143	FIREFIGHTER	FI -3	FI	4	1	1.00	75,759.32	2,913.82	364.23	36.42	364.23	1200-08	21-Nov-2016	09-Sep-2023
010251	NEWMAN, JEREMY	1200-03-144	FIREFIGHTER	FI -3	FI	2	1	1.00	70,089.24	2,695.74	336.97	33.70	336.97	1200-08	25-Mar-2024	25-Mar-2024
010244	GRENIER, MAURICE III	1200-03-145	FIREFIGHTER	FI -3	FI	2	1	1.00	70,089.24	2,695.74	336.97	33.70	336.97	1200-08	25-Mar-2024	25-Mar-2024
006232	SILVIA, KENNETH F	1200-03-146	FIREFIGHTER	FI -3	FI	4	1	1.00	75,759.32	2,913.82	364.23	36.42	364.23	1200-08	31-Jul-2006	31-Jul-2006
010245	HUELSMAN, NICHOLAS	1200-03-147	FIREFIGHTER	FI -3	FI	2	1	1.00	70,089.24	2,695.74	336.97	33.70	336.97	1200-08	25-Mar-2024	25-Mar-2024
010246	LAFAZIA, ARTHUR	1200-03-148	FIREFIGHTER	FI -3	FI	2	1	1.00	70,089.24	2,695.74	336.97	33.70	336.97	1200-08	25-Mar-2024	25-Mar-2024
009484	LANG, JOSEPH B	1200-03-149	FIREFIGHTER	FI -3	FI	4	1	1.00	75,759.32	2,913.82	364.23	36.42	364.23	1200-08	21-Oct-2019	21-Oct-2019
010247	LAVALLEE, CONOR	1200-03-150	FIREFIGHTER	FI -3	FI	2	1	1.00	70,089.24	2,695.74	336.97	33.70	336.97	1200-08	25-Mar-2024	25-Mar-2024
010525	MUNIZ, JAVIER	1200-03-151	FIREFIGHTER	FI -3	FI	1	1	1.00	56,985.50	2,191.75	273.97	27.40	273.97	1200-08	28-Apr-2025	28-Apr-2025
010249	MCLAUGHLIN, RYAN	1200-03-152	FIREFIGHTER	FI -3	FI	2	1	1.00	70,089.24	2,695.74	336.97	33.70	336.97	1200-08	25-Mar-2024	25-Mar-2024
006240	COLMAN, BRENDAN P	1200-03-153	FIREFIGHTER	FI -3	FI	4	1	1.00	75,759.32	2,913.82	364.23	36.42	364.23	1200-08	31-Jul-2006	31-Jul-2006
010252	PABIS, ADAM	1200-03-154	FIREFIGHTER	FI -3	FI	2	1	1.00	70,089.24	2,695.74	336.97	33.70	336.97	1200-08	25-Mar-2024	25-Mar-2024
010254	PODMASKA, JACOB	1200-03-155	FIREFIGHTER	FI -3	FI	2	1	1.00	70,089.24	2,695.74	336.97	33.70	336.97	1200-08	25-Mar-2024	25-Mar-2024
010255	POULIN, MATTHEW	1200-03-156	FIREFIGHTER	FI -3	FI	2	1	1.00	70,089.24	2,695.74	336.97	33.70	336.97	1200-08	25-Mar-2024	25-Mar-2024
010253	PLAYS, JARED	1200-03-157	FIREFIGHTER	FI -3	FI	2	1	1.00	70,089.24	2,695.74	336.97	33.70	336.97	1200-08	25-Mar-2024	25-Mar-2024
009919	WATERMAN, BRANDON	1200-03-158	FIREFIGHTER	FI -3	FI	4	1	1.00	75,759.32	2,913.82	364.23	36.42	364.23	1200-08	20-Sep-2021	20-Sep-2021
009101	NICHOLS, KATIE	1200-03-159	FIREFIGHTER	FI -3	FI	4	1	1.00	75,759.32	2,913.82	364.23	36.42	364.23	1200-08	05-Mar-2018	05-Mar-2018
010256	SCIESZKO, JAKE	1200-03-160	FIREFIGHTER	FI -3	FI	2	1	1.00	70,089.24	2,695.74	336.97	33.70	336.97	1200-08	25-Mar-2024	25-Mar-2024
010524	MCGLON, RICKY	1200-03-161	FIREFIGHTER	FI -3	FI	1	1	1.00	56,985.50	2,191.75	273.97	27.40	273.97	1200-08	28-Apr-2025	28-Apr-2025
010526	ORELLANA, MARCO	1200-03-162	FIREFIGHTER	FI -3	FI	1	1	1.00	56,985.50	2,191.75	273.97	27.40	273.97	1200-08	28-Apr-2025	28-Apr-2025
010527	PEREZ, WILVER	1200-03-163	FIREFIGHTER	FI -3	FI	1	1	1.00	56,985.50	2,191.75	273.97	27.40	273.97	1200-08	28-Apr-2025	28-Apr-2025
006755	KNIGHT, KEVIN	1200-03-164	FIREFIGHTER	FI -3	FI	4	1	1.00	75,759.32	2,913.82	364.23	36.42	364.23	1200-08	08-Sep-2008	08-Sep-2008
010257	SCULLY, KYLE	1200-03-165	FIREFIGHTER	FI -3	FI	2	1	1.00	70,089.24	2,695.74	336.97	33.70	336.97	1200-08	25-Mar-2024	25-Mar-2024

City of Cranston
Current Month End
Employee Roster

Emp#	Name	Position#	Description	B U	Sch	Grade	Step	FTE	Annual Salary	Period Salary	Daily Salary	Hourly Rate	Per Diem Rate	*TimesheetGrp	OrigHireDt	PosHireDate
006757	MUCCIO, DAVID	1200-03-166	FIREFIGHTER	FI -3	FI	4	1	1.00	75,759.32	2,913.82	364.23	36.42	364.23	1200-08	08-Sep-2008	08-Sep-2008
009485	ZAMBARANO, NICHOLAS L	1200-03-167	FIREFIGHTER	FI -3	FI	4	1	1.00	75,759.32	2,913.82	364.23	36.42	364.23	1200-08	21-Oct-2019	21-Oct-2019
009486	MORGAN, MICHAEL A	1200-03-168	FIREFIGHTER	FI -3	FI	4	1	1.00	75,759.32	2,913.82	364.23	36.42	364.23	1200-08	21-Oct-2019	21-Oct-2019
010529	ZAMBARANO, JOSHUA	1200-03-169	FIREFIGHTER	FI -3	FI	1	1	1.00	56,985.50	2,191.75	273.97	27.40	273.97	1200-08	28-Apr-2025	28-Apr-2025
010528	WINEMILLER, THOMAS	1200-03-170	FIREFIGHTER	FI -3	FI	1	1	1.00	56,985.50	2,191.75	273.97	27.40	273.97	1200-08	28-Apr-2025	28-Apr-2025
007382	CORDO, ANTHONY A	1200-03-171	FIREFIGHTER	FI -3	FI	4	1	1.00	75,759.32	2,913.82	364.23	36.42	364.23	1200-08	14-May-2012	14-May-2012
007380	FRANCIS, JONATHAN P	1200-03-173	FIREFIGHTER	FI -3	FI	4	1	1.00	75,759.32	2,913.82	364.23	36.42	364.23	1200-08	14-May-2012	14-May-2012
009481	KEACH, MASON T	1200-03-175	FIREFIGHTER	FI -3	FI	4	1	1.00	75,759.32	2,913.82	364.23	36.42	364.23	1200-08	21-Oct-2019	17-Nov-2024
009100	DEAN, GREGORY	1200-03-176	FIREFIGHTER	FI -3	FI	4	1	1.00	75,759.32	2,913.82	364.23	36.42	364.23	1200-08	05-Mar-2018	16-Feb-2024
007376	THIBEAULT, JAKE	1200-03-177	FIREFIGHTER	FI -3	FI	4	1	1.00	75,759.32	2,913.82	364.23	36.42	364.23	1200-08	14-May-2012	14-May-2012
007374	CABRAL, MICHAEL P	1200-03-179	FIREFIGHTER	FI -3	FI	4	1	1.00	75,759.32	2,913.82	364.23	36.42	364.23	1200-08	14-May-2012	14-May-2012
007373	LEVESQUE, MATTHEW D	1200-03-180	FIREFIGHTER	FI -3	FI	4	1	1.00	75,759.32	2,913.82	364.23	36.42	364.23	1200-08	14-May-2012	14-May-2012
008095	ADAM, NICHOLAS R	1200-03-181	FIREFIGHTER	FI -3	FI	4	1	1.00	75,759.32	2,913.82	364.23	36.42	364.23	1200-08	11-Feb-2013	11-Feb-2013
008097	BUCO, ERIC	1200-03-182	FIREFIGHTER	FI -3	FI	4	1	1.00	75,759.32	2,913.82	364.23	36.42	364.23	1200-08	11-Feb-2013	11-Feb-2013
008098	BUTEAU, ROLAND D	1200-03-183	FIREFIGHTER	FI -3	FI	4	1	1.00	75,759.32	2,913.82	364.23	36.42	364.23	1200-08	11-Feb-2013	11-Feb-2013
009487	NORTHUP, DAVID B	1200-03-184	FIREFIGHTER	FI -3	FI	4	1	1.00	75,759.32	2,913.82	364.23	36.42	364.23	1200-08	21-Oct-2019	21-Oct-2019
008100	CONNORS, PATRICK W	1200-03-185	FIREFIGHTER	FI -3	FI	4	1	1.00	75,759.32	2,913.82	364.23	36.42	364.23	1200-08	11-Feb-2013	11-Feb-2013
008101	DESROCHERS, CORY R	1200-03-186	FIREFIGHTER	FI -3	FI	4	1	1.00	75,759.32	2,913.82	364.23	36.42	364.23	1200-08	11-Feb-2013	11-Feb-2013
008102	DYER, PATRICK F	1200-03-187	FIREFIGHTER	FI -3	FI	4	1	1.00	75,759.32	2,913.82	364.23	36.42	364.23	1200-08	11-Feb-2013	11-Feb-2013
008790	DIMAIO, JUSTIN	1200-03-188	FIREFIGHTER	FI -3	FI	4	1	1.00	75,759.32	2,913.82	364.23	36.42	364.23	1200-08	21-Nov-2016	21-Nov-2016
008104	GODFRIN, NATHAN H	1200-03-189	FIREFIGHTER	FI -3	FI	4	1	1.00	75,759.32	2,913.82	364.23	36.42	364.23	1200-08	11-Feb-2013	11-Feb-2013
008105	HENRY, MASON	1200-03-190	FIREFIGHTER	FI -3	FI	4	1	1.00	75,759.32	2,913.82	364.23	36.42	364.23	1200-08	11-Feb-2013	11-Feb-2013
008106	HUTCHINGS, BRENDAN J	1200-03-191	FIREFIGHTER	FI -3	FI	4	1	1.00	75,759.32	2,913.82	364.23	36.42	364.23	1200-08	11-Feb-2013	11-Feb-2013
009922	SNOW, BRIAN	1200-03-192	FIREFIGHTER	FI -3	FI	4	1	1.00	75,759.32	2,913.82	364.23	36.42	364.23	1200-08	20-Sep-2021	20-Sep-2021
010259	SEYBOTH, CRAIG	1200-03-193	FIREFIGHTER	FI -3	FI	2	1	1.00	70,089.24	2,695.74	336.97	33.70	336.97	1200-08	25-Mar-2024	25-Mar-2024
008109	MALOUIN, ROBERT N JR	1200-03-194	FIREFIGHTER	FI -3	FI	4	1	1.00	75,759.32	2,913.82	364.23	36.42	364.23	1200-08	11-Feb-2013	11-Feb-2013
009102	EUELL, MARK	1200-03-195	FIREFIGHTER	FI -3	FI	4	1	1.00	75,759.32	2,913.82	364.23	36.42	364.23	1200-08	05-Mar-2018	05-Mar-2018
008952	FEELEY, MICHAEL W	1200-03-196	FIREFIGHTER	FI -3	FI	4	1	1.00	75,759.32	2,913.82	364.23	36.42	364.23	1200-08	21-Nov-2016	21-Nov-2016
#Emps: 190 #Pos: 190																
009854	LEBLANC, RENE	1202-01-002	ASSISTANT RADIO OFFICER	CM -0	CM	28	5	1.00	77,330.71	2,974.26	297.43	42.49	297.43	1202-01	12-Jul-2021	12-Jul-2021
008531	RAINVILLE, ROBERT A	1202-01-003	PRINCIPAL CLERK	CM -0	CM	17	6	1.00	54,396.52	2,092.17	209.22	29.89	209.22	1202-01	06-Apr-2015	01-Aug-2022
007440	GIST, STACI A	1202-01-004	PRINCIPAL CLERK	CM -0	CM	17	7	1.00	56,214.34	2,162.09	216.21	30.89	216.21	1202-01	19-Jul-2012	19-Jul-2012
002774	COPPOTELLI, DEBORAH A	1202-01-005	DATA ENTRY TRANSCRIPTIC	CM -0	CM	16	8	1.00	55,566.60	2,137.18	213.72	30.53	213.72	1202-01	21-Oct-1982	21-Oct-1982
002990	MOLFESI, LINDA M	1202-01-006	DATA ENTRY TRANSCRIPTIC	CM -0	CM	16	8	1.00	55,566.60	2,137.18	213.72	30.53	213.72	1202-01	13-Jul-1992	13-Jul-1992
010033	DRAGER, KASSANDRA	1202-01-007	SENIOR CLERK	CM -0	CM	13	4	1.00	45,105.97	1,734.85	173.48	24.78	173.48	1202-01	06-Sep-2022	06-Sep-2022
001031	STICKEL, SANDRA	1202-01-008	SENIOR CLERK	CM -0	CM	13	8	1.00	50,584.90	1,945.57	194.56	27.79	194.56	1202-01	28-Jul-2003	28-Jul-2003
009540	CHAPMAN, LAURIE A	1202-01-010	SENIOR CLERK	CM -0	CM	13	6	1.00	47,910.95	1,842.73	184.27	26.32	184.27	1202-01	13-Jul-2020	13-Jul-2020
002238	CESARIO, SHERRI J	1202-01-011	SENIOR CLERK	CM -0	CM	13	8	1.00	50,584.90	1,945.57	194.56	27.79	194.56	1202-01	11-Feb-2003	11-Feb-2003
009853	BIANCHI, SUSANNA	1202-01-012	SENIOR CLERK	CM -0	CM	13	5	1.00	46,542.13	1,790.08	179.01	25.57	179.01	1202-01	06-Jul-2021	06-Jul-2021
005574	DUPERRY, SYLVIA	1202-01-013	SENIOR CLERK	CM -0	CM	13	8	1.00	50,584.90	1,945.57	194.56	27.79	194.56	1202-01	04-Aug-2003	04-Aug-2003
010227	POLAND, MARIAH J	1202-01-014	RADIO DISPATCHER	CM -1	DIS	19	2	1.00	51,501.65	1,980.83	198.08	26.41	198.08	1202-01	21-Dec-2023	21-Dec-2023
003487	DILORENZO JR, JOSEPH J	1202-01-015	RADIO DISPATCHER	CM -1	DIS	19	8	1.00	61,856.34	2,379.09	237.91	31.72	237.91	1202-01	01-Jul-1997	01-Jul-1997
009352	MALLOWES, JENNIFER	1202-01-016	RADIO DISPATCHER	CM -1	DIS	19	2	1.00	51,501.65	1,980.83	198.08	26.41	198.08	1202-01	19-Nov-2018	12-Jul-2024
004880	VINACCO, BRIAN N	1202-01-019	RADIO DISPATCHER	CM -1	DIS	19	8	1.00	61,856.34	2,379.09	237.91	31.72	237.91	1202-01	25-Oct-2000	25-Oct-2000
005137	CAPARCO, LISA JEAN	1202-01-020	RADIO DISPATCHER	CM -1	DIS	19	8	1.00	61,856.34	2,379.09	237.91	31.72	237.91	1202-01	02-Jan-2002	02-Jan-2002
010510	VASQUEZ, MIGUEL	1202-01-021	RADIO DISPATCHER	CM -1	DIS	19	1	1.00	49,938.72	1,920.72	192.07	25.61	192.07	1202-01	08-Mar-2025	08-Mar-2025
010503	ESPINAL, LORANNY	1202-01-022	RADIO DISPATCHER	CM -1	DIS	19	1	1.00	49,938.72	1,920.72	192.07	25.61	192.07	1202-01	29-Jan-2025	29-Jan-2025
006652	PALMER, RYAN P	1202-01-023	RADIO DISPATCHER	CM -1	DIS	19	8	1.00	61,856.34	2,379.09	237.91	31.72	237.91	1202-01	12-May-2008	12-May-2008
006737	PAULEY, SEAN	1202-01-024	RADIO DISPATCHER	CM -1	DIS	19	8	1.00	61,856.34	2,379.09	237.91	31.72	237.91	1202-01	08-Sep-2008	08-Sep-2008
009976	ENOS, STEPHEN J	1202-01-025	RADIO DISPATCHER	CM -1	DIS	19	4	1.00	54,939.89	2,113.07	211.31	28.17	211.31	1202-01	20-Jun-2022	20-Jun-2022
010330	SABALLA, LEA	1202-01-026	RADIO DISPATCHER	CM -1	DIS	19	2	1.00	51,501.65	1,980.83	198.08	26.41	198.08	1202-01	05-Aug-2024	05-Aug-2024
006533	GOYETTE, CHRISTINE	1202-01-027	CLERK	CM -0	CM	10	6	1.00	43,781.92	1,683.92	168.39	24.06	168.39	1202-01	17-Oct-2016	17-Oct-2016
#Emps: 23 #Pos: 23																

City of Cranston
Current Month End
Employee Roster

Emp#	Name	Position#	Description	B U	Sch	Grade	Step	FTE	Annual Salary	Period Salary	Daily Salary	Hourly Rate	Per Diem Rate	*TimesheetGrp	OrigHireDt	PosHireDate
008385	WINQUIST, MICHAEL J	1202-09-001	COLONEL	AD -0	AD	50	5	1.00	135,668.07	5,218.00	521.80	65.23	521.80	1202-03	01-Oct-2014	01-Oct-2014
002939	QUIRK, ROBERT F	1202-09-002	MAJOR	PO -2	PO	9	1	1.00	136,673.68	5,256.68	525.67	70.09	525.67	1202-03	02-Jun-1986	26-Mar-2015
001646	PATALANO, TODD M	1202-09-003	MAJOR	PO -3	PO	9	1	1.00	136,673.68	5,256.68	525.67	70.09	525.67	1202-03	20-Nov-1995	26-Mar-2015
005541	ROBERTSON, DONALD	1202-02-004	CAPTAIN	PO -3	PO	7	1	1.00	115,873.16	4,456.66	445.67	59.42	445.67	1202-03	10-Jul-2003	03-Jan-2025
004961	DUTRA, JUSTIN T	1202-02-005	CAPTAIN	PO -3	PO	7	1	1.00	115,873.16	4,456.66	445.67	59.42	445.67	1202-03	28-Mar-2001	20-Dec-2021
002457	MC ATEER, VINCENT M III	1202-02-006	CAPTAIN	PO -3	PO	7	1	1.00	115,873.16	4,456.66	445.67	59.42	445.67	1202-03	04-Mar-1996	17-Nov-2014
002271	CARNEVALE, GERARD A JR	1202-02-007	CAPTAIN	PO -3	PO	7	1	1.00	115,873.16	4,456.66	445.67	59.42	445.67	1202-03	22-Feb-1993	22-Feb-1993
002433	RICCI, CARL R JR	1202-02-008	CAPTAIN	PO -3	PO	7	1	1.00	115,873.16	4,456.66	445.67	59.42	445.67	1202-03	06-Jul-1993	06-Jul-1993
005532	PARKER, SEAN	1202-02-009	CAPTAIN	PO -3	PO	7	1	1.00	115,873.16	4,456.66	445.67	59.42	445.67	1202-03	10-Jul-2003	11-Sep-2017
001217	BROOKS, STEPHEN E	1202-02-010	LIEUTENANT	PO -2	PO	6	1	1.00	96,341.44	3,705.44	370.54	49.41	370.54	1202-03	06-Mar-1995	06-Mar-1995
003621	PEZZULLO, MICHAEL A	1202-02-011	LIEUTENANT	PO -3	PO	6	1	1.00	96,341.44	3,705.44	370.54	49.41	370.54	1202-03	15-Jul-1997	22-May-2015
005212	D'AMICO, BRIAN J.	1202-02-012	LIEUTENANT	PO -3	PO	6	1	1.00	96,341.44	3,705.44	370.54	49.41	370.54	1202-03	01-Jul-2002	31-Jan-2020
007300	SASSONE-MCHUGH, ANTHONY	1202-02-013	LIEUTENANT	PO -3	PO	6	1	1.00	96,341.44	3,705.44	370.54	49.41	370.54	1202-03	18-Jul-2011	27-Apr-2024
005540	PARISEAULT, JON A	1202-02-015	LIEUTENANT	PO -3	PO	6	1	1.00	96,341.44	3,705.44	370.54	49.41	370.54	1202-03	10-Jul-2003	31-Jan-2022
005537	DYGON, JOSHUA K	1202-02-016	LIEUTENANT	PO -3	PO	6	1	1.00	96,341.44	3,705.44	370.54	49.41	370.54	1202-03	10-Jul-2003	29-Jan-2020
004262	NERI, DENNIS L	1202-02-017	LIEUTENANT	PO -3	PO	6	1	1.00	96,341.44	3,705.44	370.54	49.41	370.54	1202-03	18-Dec-1998	18-Dec-1998
006740	SHORE, RYAN	1202-02-018	LIEUTENANT	PO -3	PO	6	1	1.00	96,341.44	3,705.44	370.54	49.41	370.54	1202-03	12-Aug-2008	19-Jan-2016
000631	ANTONUCCI, KEVIN M	1202-02-019	SERGEANT	PO -3	PO	5	1	1.00	87,604.14	3,369.39	336.94	44.93	336.94	1202-03	21-May-1996	21-May-1996
005990	JOSEFSON, MATTHEW	1202-02-020	SERGEANT	PO -3	PO	5	1	1.00	87,604.14	3,369.39	336.94	44.93	336.94	1202-03	07-Mar-2005	24-Jul-2013
001711	PATNAUD, MICHAEL A	1202-02-021	SERGEANT	PO -3	PO	5	1	1.00	87,604.14	3,369.39	336.94	44.93	336.94	1202-03	09-Jul-1996	09-Jul-1996
001753	CHAPMAN, JEFFREY	1202-02-022	SERGEANT	PO -3	PO	5	1	1.00	87,604.14	3,369.39	336.94	44.93	336.94	1202-03	18-Dec-1998	18-Dec-1998
001132	BRUNO, GREGG	1202-02-023	SERGEANT	PO -3	PO	5	1	1.00	87,604.14	3,369.39	336.94	44.93	336.94	1202-03	21-May-1996	30-Nov-2021
005580	JUBINVILLE, DAVID C.	1202-02-024	SERGEANT	PO -3	PO	5	1	1.00	87,604.14	3,369.39	336.94	44.93	336.94	1202-03	30-Jul-2003	17-Nov-2014
006099	ESCOBAR, MITCHEL	1202-02-025	SERGEANT	PO -3	PO	5	1	1.00	87,604.14	3,369.39	336.94	44.93	336.94	1202-03	04-Aug-2005	03-Jan-2025
004506	SWEENEY, LORI ANN	1202-02-026	SERGEANT	PO -3	PO	5	1	1.00	87,604.14	3,369.39	336.94	44.93	336.94	1202-03	01-Nov-1999	01-Nov-1999
005346	DECOSTA, WAYNE A.	1202-02-027	SERGEANT	PO -3	PO	5	1	1.00	87,604.14	3,369.39	336.94	44.93	336.94	1202-03	01-Oct-2002	25-May-2024
005089	WELLER, GREGG M.	1202-02-028	SERGEANT	PO -3	PO	5	1	1.00	87,604.14	3,369.39	336.94	44.93	336.94	1202-03	25-Jul-2001	25-Jul-2001
005211	WHITMAN, MARK	1202-02-029	SERGEANT	PO -3	PO	5	1	1.00	87,604.14	3,369.39	336.94	44.93	336.94	1202-03	01-Jul-2002	01-Jul-2002
005209	PARISEAULT, THOMAS	1202-02-030	SERGEANT	PO -3	PO	5	1	1.00	87,604.14	3,369.39	336.94	44.93	336.94	1202-03	01-Jul-2002	01-Jun-2020
007391	PACCASASSI, TREMAYNE	1202-02-031	SERGEANT	PO -3	PO	5	1	1.00	87,604.14	3,369.39	336.94	44.93	336.94	1202-03	16-Jul-2012	07-Aug-2024
005341	CAMPOPIANO, MARK	1202-02-032	SERGEANT	PO -3	PO	5	1	1.00	87,604.14	3,369.39	336.94	44.93	336.94	1202-03	01-Oct-2002	02-Jan-2014
005536	BARTH, BRANDON	1202-02-033	SERGEANT	PO -3	PO	5	1	1.00	87,604.14	3,369.39	336.94	44.93	336.94	1202-03	10-Jul-2003	17-Nov-2014
008503	CORVESE, BRIAN L	1202-02-034	SERGEANT	PO -3	PO	5	1	1.00	87,604.14	3,369.39	336.94	44.93	336.94	1202-03	29-Dec-2014	23-Feb-2022
005763	TRINH, DENNIS	1202-02-035	SERGEANT	PO -3	PO	5	1	1.00	87,604.14	3,369.39	336.94	44.93	336.94	1202-03	26-Jul-2004	11-Sep-2017
005208	LECLERC, PETER-JOHN	1202-02-036	SERGEANT	PO -3	PO	5	1	1.00	87,604.14	3,369.39	336.94	44.93	336.94	1202-03	01-Jul-2002	31-Jan-2022
007301	AFONSO, JOSE	1202-02-037	SERGEANT	PO -3	PO	5	1	1.00	87,604.14	3,369.39	336.94	44.93	336.94	1202-03	18-Jul-2011	21-Jul-2023
009924	SCHIAPPA, MICHAEL A	1202-02-038	POLICE OFFICER	PO -3	PO	4	1	1.00	80,342.34	3,090.09	309.01	41.20	309.01	1202-03	13-Sep-2021	13-Sep-2021
009455	SPARKS, SEAN D	1202-02-039	POLICE OFFICER	PO -3	PO	4	1	1.00	80,342.34	3,090.09	309.01	41.20	309.01	1202-03	17-Jul-2019	17-Jul-2019
000565	POWERS, DUC	1202-02-040	POLICE OFFICER	PO -3	PO	4	1	1.00	80,342.34	3,090.09	309.01	41.20	309.01	1202-03	04-Mar-1996	04-Mar-1996
000625	BESSETTE, PAUL E JR	1202-02-041	POLICE OFFICER	PO -3	PO	4	1	1.00	80,342.34	3,090.09	309.01	41.20	309.01	1202-03	09-Jul-1996	09-Jul-1996
009856	BROTHERS, BRIAN P	1202-02-042	POLICE OFFICER	PO -3	PO	4	1	1.00	80,342.34	3,090.09	309.01	41.20	309.01	1202-03	06-Jul-2021	06-Jul-2021
000958	JANSON, MICHAEL J	1202-02-043	POLICE OFFICER	PO -3	PO	4	1	1.00	80,342.34	3,090.09	309.01	41.20	309.01	1202-03	07-Jan-1991	07-Jan-1991
009454	DE TROIA, NICHOLAS S	1202-02-044	POLICE OFFICER	PO -3	PO	4	1	1.00	80,342.34	3,090.09	309.01	41.20	309.01	1202-03	17-Jul-2019	17-Jul-2019
001024	CIPALONE, GLENN	1202-02-045	POLICE OFFICER	PO -3	PO	4	1	1.00	80,342.34	3,090.09	309.01	41.20	309.01	1202-03	23-Aug-1993	23-Aug-1993
010492	ARABY, COLE	1202-02-046	POLICE OFFICER	PO -3	PO	1	1	1.00	57,629.26	2,216.51	221.65	29.55	221.65	1202-03	03-Jan-2025	03-Jan-2025
010228	ALEXANDER, KENNETH	1202-02-047	POLICE OFFICER	PO -3	PO	3	1	1.00	66,281.02	2,549.27	254.93	33.99	254.93	1202-03	08-Jan-2024	08-Jan-2024
008963	COMELLA, ANDREA P	1202-02-048	POLICE OFFICER	PO -3	PO	4	1	1.00	80,342.34	3,090.09	309.01	41.20	309.01	1202-03	20-Dec-2016	20-Dec-2016
001901	BACCARI, ERIK	1202-02-049	POLICE OFFICER	PO -3	PO	4	1	1.00	80,342.34	3,090.09	309.01	41.20	309.01	1202-03	09-Jul-1996	09-Jul-1996
008288	BURKE, BRENDAN	1202-02-050	POLICE OFFICER	PO -3	PO	4	1	1.00	80,342.34	3,090.09	309.01	41.20	309.01	1202-03	14-Jul-2014	14-Jul-2014
010229	HIGGINS, KYLE N	1202-02-051	POLICE OFFICER	PO -3	PO	3	1	1.00	66,281.02	2,549.27	254.93	33.99	254.93	1202-03	08-Jan-2024	08-Jan-2024
010331	DEFRUSCIO, RYAN	1202-02-052	POLICE OFFICER	PO -3	PO	2	1	1.00	61,630.92	2,370.42	237.04	31.61	237.04	1202-03	05-Aug-2024	05-Aug-2024
009503	MORIARTY, RYAN W	1202-02-053	POLICE OFFICER	PO -3	PO	4	1	1.00	80,342.34	3,090.09	309.01	41.20	309.01	1202-03	20-Dec-2019	20-Dec-2019
002458	CARDONE, JOHN E	1202-02-054	POLICE OFFICER	PO -3	PO	4	1	1.00	80,342.34	3,090.09	309.01	41.20	309.01	1202-03	21-May-1996	21-May-1996
008289	CLIFFORD, MARK P	1202-02-055	POLICE OFFICER	PO -3	PO	4	1	1.00	80,342.34	3,090.09	309.01	41.20	309.01	1202-03	14-Jul-2014	14-Jul-2014
008680	BROWN, JOSHUA R	1202-02-056	POLICE OFFICER	PO -3	PO	4	1	1.00	80,342.34	3,090.09	309.01	41.20	309.01	1202-03	23-May-2016	23-May-2016

City of Cranston
Current Month End
Employee Roster

Emp#	Name	Position#	Description	B U	Sch	Grade	Step	FTE	Annual Salary	Period Salary	Daily Salary	Hourly Rate	Per Diem Rate	*TimesheetGrp	OrigHireDt	PosHireDate
002967	TORTORELLA, ROBERT W	1202-02-057	POLICE OFFICER	PO -3	PO	4	1	1.00	80,342.34	3,090.09	309.01	41.20	309.01	1202-03	01-Nov-1993	01-Nov-1993
003058	LINDSAY, ROBERT A	1202-02-058	POLICE OFFICER	PO -3	PO	4	1	1.00	80,342.34	3,090.09	309.01	41.20	309.01	1202-03	11-Jul-1994	11-Jul-1994
003078	SALVATORE, DONALD K JR	1202-02-059	POLICE OFFICER	PO -3	PO	4	1	1.00	80,342.34	3,090.09	309.01	41.20	309.01	1202-03	01-Mar-2001	01-Mar-2001
003257	HENSELER, WARREN P	1202-02-060	POLICE OFFICER	PO -3	PO	4	1	1.00	80,342.34	3,090.09	309.01	41.20	309.01	1202-03	04-Mar-1996	04-Mar-1996
009360	DIAZ, ALBERTO M	1202-02-061	POLICE OFFICER	PO -3	PO	4	1	1.00	80,342.34	3,090.09	309.01	41.20	309.01	1202-03	02-Jan-2019	02-Jan-2019
010230	DIORIO, MICHAEL	1202-02-062	POLICE OFFICER	PO -3	PO	3	1	1.00	66,281.02	2,549.27	254.93	33.99	254.93	1202-03	08-Jan-2024	08-Jan-2024
003739	DAVIS, MATTHEW M	1202-02-063	POLICE OFFICER	PO -3	PO	4	1	1.00	80,342.34	3,090.09	309.01	41.20	309.01	1202-03	25-Mar-1998	25-Mar-1998
004259	GRASSO, ROBERT J	1202-02-064	POLICE OFFICER	PO -3	PO	4	1	1.00	80,342.34	3,090.09	309.01	41.20	309.01	1202-03	18-Dec-1998	18-Dec-1998
004263	CAHILL, JAIME S	1202-02-065	POLICE OFFICER	PO -3	PO	4	1	1.00	80,342.34	3,090.09	309.01	41.20	309.01	1202-03	04-Jan-1999	04-Jan-1999
004326	FUOROLI, RONALD J	1202-02-066	POLICE OFFICER	PO -3	PO	4	1	1.00	80,342.34	3,090.09	309.01	41.20	309.01	1202-03	05-May-1999	05-May-1999
004590	PEZZULLO, LOUIS J JR	1202-02-067	POLICE OFFICER	PO -3	PO	4	1	1.00	80,342.34	3,090.09	309.01	41.20	309.01	1202-03	08-May-2000	08-May-2000
010231	PATALANO, JUSTIN	1202-02-068	POLICE OFFICER	PO -3	PO	3	1	1.00	66,281.02	2,549.27	254.93	33.99	254.93	1202-03	08-Jan-2024	08-Jan-2024
005120	TIRRELL, DAVID R.	1202-02-069	POLICE OFFICER	PO -3	PO	4	1	1.00	80,342.34	3,090.09	309.01	41.20	309.01	1202-03	19-Oct-2001	19-Oct-2001
010232	REARDON, AIDAN R	1202-02-070	POLICE OFFICER	PO -3	PO	3	1	1.00	66,281.02	2,549.27	254.93	33.99	254.93	1202-03	08-Jan-2024	08-Jan-2024
009892	FROST, JACOB J	1202-02-071	POLICE OFFICER	PO -3	PO	4	1	1.00	80,342.34	3,090.09	309.01	41.20	309.01	1202-03	26-Jul-2021	26-Jul-2021
008220	HENRY, RUSSELL III	1202-02-072	POLICE OFFICER	PO -3	PO	4	1	1.00	80,342.34	3,090.09	309.01	41.20	309.01	1202-03	30-Dec-2013	30-Dec-2013
009507	ROCCHIO, MICHAEL J	1202-02-073	POLICE OFFICER	PO -3	PO	4	1	1.00	80,342.34	3,090.09	309.01	41.20	309.01	1202-03	27-Jul-2020	27-Jul-2020
005227	DISANO, KAREN	1202-02-074	POLICE OFFICER	PO -3	PO	4	1	1.00	80,342.34	3,090.09	309.01	41.20	309.01	1202-03	16-Jul-2002	16-Jul-2002
009090	JAWORKSI, JAMES	1202-02-075	POLICE OFFICER	PO -3	PO	4	1	1.00	80,342.34	3,090.09	309.01	41.20	309.01	1202-03	05-Feb-2018	05-Feb-2018
005342	PINELLI, BRIAN C.	1202-02-076	POLICE OFFICER	PO -3	PO	4	1	1.00	80,342.34	3,090.09	309.01	41.20	309.01	1202-03	01-Oct-2002	01-Oct-2002
005343	DENNENY, KEVIN	1202-02-077	POLICE OFFICER	PO -3	PO	4	1	1.00	80,342.34	3,090.09	309.01	41.20	309.01	1202-03	01-Oct-2002	01-Oct-2002
008291	LANG, STEPHEN B	1202-02-078	POLICE OFFICER	PO -3	PO	4	1	1.00	80,342.34	3,090.09	309.01	41.20	309.01	1202-03	14-Jul-2014	14-Jul-2014
010319	SNOWLING, NICHOLAS	1202-02-079	POLICE OFFICER	PO -3	PO	2	1	1.00	61,630.92	2,370.42	237.04	31.61	237.04	1202-03	29-Jun-2024	29-Jun-2024
005347	ARRUDA, EDWARD R.	1202-02-080	POLICE OFFICER	PO -3	PO	4	1	1.00	80,342.34	3,090.09	309.01	41.20	309.01	1202-03	01-Oct-2002	01-Oct-2002
005348	IACONE, MICHAEL	1202-02-081	POLICE OFFICER	PO -3	PO	4	1	1.00	80,342.34	3,090.09	309.01	41.20	309.01	1202-03	07-Oct-2002	07-Oct-2002
005433	DI MELO, DEREK	1202-02-082	POLICE OFFICER	PO -3	PO	4	1	1.00	80,342.34	3,090.09	309.01	41.20	309.01	1202-03	02-Jan-2003	02-Jan-2003
005434	DEMPSEY, DANIEL P.	1202-02-083	POLICE OFFICER	PO -3	PO	4	1	1.00	80,342.34	3,090.09	309.01	41.20	309.01	1202-03	02-Jan-2003	02-Jan-2003
005435	CARAMANTE, MICHAEL	1202-02-084	POLICE OFFICER	PO -3	PO	4	1	1.00	80,342.34	3,090.09	309.01	41.20	309.01	1202-03	02-Jan-2003	02-Jan-2003
005436	SANTAGATA, ROBERT A.	1202-02-085	POLICE OFFICER	PO -3	PO	4	1	1.00	80,342.34	3,090.09	309.01	41.20	309.01	1202-03	02-Jan-2003	02-Jan-2003
005437	WHEATLEY, JAMESON	1202-02-086	POLICE OFFICER	PO -3	PO	4	1	1.00	80,342.34	3,090.09	309.01	41.20	309.01	1202-03	02-Jan-2003	02-Jan-2003
008501	MC COY, PATRICK J	1202-02-087	POLICE OFFICER	PO -3	PO	4	1	1.00	80,342.34	3,090.09	309.01	41.20	309.01	1202-03	19-Dec-2014	19-Dec-2014
005535	IMONDI, ALBION W.	1202-02-088	POLICE OFFICER	PO -3	PO	4	1	1.00	80,342.34	3,090.09	309.01	41.20	309.01	1202-03	10-Jul-2003	10-Jul-2003
010024	JOHNSTON, PETER	1202-02-089	POLICE OFFICER	PO -3	PO	4	1	1.00	80,342.34	3,090.09	309.01	41.20	309.01	1202-03	01-Aug-2022	01-Aug-2022
005539	LECLERC, ERIC	1202-02-090	POLICE OFFICER	PO -3	PO	4	1	1.00	80,342.34	3,090.09	309.01	41.20	309.01	1202-03	10-Jul-2003	10-Jul-2003
009077	ANDRADE, DANA J	1202-02-091	POLICE OFFICER	PO -3	PO	4	1	1.00	80,342.34	3,090.09	309.01	41.20	309.01	1202-03	02-Jan-2018	02-Jan-2018
008504	VIENS, RYAN P	1202-02-092	POLICE OFFICER	PO -3	PO	4	1	1.00	80,342.34	3,090.09	309.01	41.20	309.01	1202-03	29-Dec-2014	29-Dec-2014
005593	O'DONNELL, SHANE P.	1202-02-093	POLICE OFFICER	PO -3	PO	4	1	1.00	80,342.34	3,090.09	309.01	41.20	309.01	1202-03	10-Oct-2003	10-Oct-2003
008615	TROIANO, MICHAEL A	1202-02-094	POLICE OFFICER	PO -3	PO	4	1	1.00	80,342.34	3,090.09	309.01	41.20	309.01	1202-03	28-Dec-2015	28-Dec-2015
005760	BOUCHER, DAVID M.	1202-02-095	POLICE OFFICER	PO -3	PO	4	1	1.00	80,342.34	3,090.09	309.01	41.20	309.01	1202-03	26-Jul-2004	26-Jul-2004
005761	BAGSHAW, NATHAN	1202-02-096	POLICE OFFICER	PO -3	PO	4	1	1.00	80,342.34	3,090.09	309.01	41.20	309.01	1202-03	26-Jul-2004	26-Jul-2004
005762	LEE, DANIEL	1202-02-097	POLICE OFFICER	PO -3	PO	4	1	1.00	80,342.34	3,090.09	309.01	41.20	309.01	1202-03	26-Jul-2004	26-Jul-2004
009080	PENTO, JOSHUA T	1202-02-098	POLICE OFFICER	PO -3	PO	4	1	1.00	80,342.34	3,090.09	309.01	41.20	309.01	1202-03	02-Jan-2018	02-Jan-2018
005952	ROCCHIO, JOHN P.	1202-02-099	POLICE OFFICER	PO -3	PO	4	1	1.00	80,342.34	3,090.09	309.01	41.20	309.01	1202-03	23-Nov-2004	23-Nov-2004
005973	NELSON, JONATHAN A.	1202-02-100	POLICE OFFICER	PO -3	PO	4	1	1.00	80,342.34	3,090.09	309.01	41.20	309.01	1202-03	28-Jan-2005	28-Jan-2005
005974	SANCHEZ, SALVADOR JR	1202-02-101	POLICE OFFICER	PO -3	PO	4	1	1.00	80,342.34	3,090.09	309.01	41.20	309.01	1202-03	28-Jan-2005	28-Jan-2005
005989	FISH, DARYL	1202-02-102	POLICE OFFICER	PO -3	PO	4	1	1.00	80,342.34	3,090.09	309.01	41.20	309.01	1202-03	07-Mar-2005	07-Mar-2005
010233	TROMBINO, BETHANY L	1202-02-103	POLICE OFFICER	PO -3	PO	3	1	1.00	66,281.02	2,549.27	254.93	33.99	254.93	1202-03	08-Jan-2024	08-Jan-2024
005991	BRAGA, DERIK	1202-02-104	POLICE OFFICER	PO -3	PO	4	1	1.00	80,342.34	3,090.09	309.01	41.20	309.01	1202-03	07-Mar-2005	07-Mar-2005
005992	SKODRAS, ROBERT J	1202-02-105	POLICE OFFICER	PO -3	PO	4	1	1.00	80,342.34	3,090.09	309.01	41.20	309.01	1202-03	07-Mar-2005	07-Mar-2005
006011	BABCOCK, RANDALL G	1202-02-106	POLICE OFFICER	PO -3	PO	4	1	1.00	80,342.34	3,090.09	309.01	41.20	309.01	1202-03	23-May-2005	23-May-2005
006012	NERI, REBEKAH R.	1202-02-107	POLICE OFFICER	PO -3	PO	4	1	1.00	80,342.34	3,090.09	309.01	41.20	309.01	1202-03	23-May-2005	23-May-2005
009855	COOPER, KAYLEIGH	1202-02-108	POLICE OFFICER	PO -3	PO	4	1	1.00	80,342.34	3,090.09	309.01	41.20	309.01	1202-03	06-Jul-2021	06-Jul-2021
010332	MCCUTCHEON, KYLE	1202-02-110	POLICE OFFICER	PO -3	PO	2	1	1.00	61,630.92	2,370.42	237.04	31.61	237.04	1202-03	05-Aug-2024	05-Aug-2024
008725	MCINTYRE, LEONARD J	1202-02-111	POLICE OFFICER	PO -3	PO	4	1	1.00	80,342.34	3,090.09	309.01	41.20	309.01	1202-03	13-Jul-2016	13-Jul-2016
009078	BURNS, ZACHARY T	1202-02-112	POLICE OFFICER	PO -3	PO	4	1	1.00	80,342.34	3,090.09	309.01	41.20	309.01	1202-03	02-Jan-2018	02-Jan-2018

City of Cranston
Current Month End
Employee Roster

Emp#	Name	Position#	Description	B U	Sch	Grade	Step	FTE	Annual Salary	Period Salary	Daily Salary	Hourly Rate	Per Diem Rate	*TimesheetGrp	OrigHireDt	PosHireDate
006161	ALDRICH, SETH	1202-02-113	POLICE OFFICER	PO -3	PO	4	1	1.00	80,342.34	3,090.09	309.01	41.20	309.01	1202-03	13-Mar-2006	13-Mar-2006
006162	DIMBLEBY, RYAN	1202-02-114	POLICE OFFICER	PO -3	PO	4	1	1.00	80,342.34	3,090.09	309.01	41.20	309.01	1202-03	13-Mar-2006	13-Mar-2006
006249	BOLDUC, CHRISTINE D	1202-02-115	POLICE OFFICER	PO -3	PO	4	1	1.00	80,342.34	3,090.09	309.01	41.20	309.01	1202-03	15-Aug-2006	15-Aug-2006
006250	HARDY, JARED	1202-02-116	POLICE OFFICER	PO -3	PO	4	1	1.00	80,342.34	3,090.09	309.01	41.20	309.01	1202-03	15-Aug-2006	15-Aug-2006
006251	CARROLL, KIM MARIE	1202-02-117	POLICE OFFICER	PO -3	PO	4	1	1.00	80,342.34	3,090.09	309.01	41.20	309.01	1202-03	15-Aug-2006	15-Aug-2006
008174	SCOTTI, BRANDON M	1202-02-118	POLICE OFFICER	PO -3	PO	4	1	1.00	80,342.34	3,090.09	309.01	41.20	309.01	1202-03	15-Jul-2013	15-Jul-2013
006644	MACHADO, JEREMY	1202-02-119	POLICE OFFICER	PO -3	PO	4	1	1.00	80,342.34	3,090.09	309.01	41.20	309.01	1202-03	17-Mar-2008	17-Mar-2008
006645	QUARANTO, JONATHAN J	1202-02-120	POLICE OFFICER	PO -3	PO	4	1	1.00	80,342.34	3,090.09	309.01	41.20	309.01	1202-03	17-Mar-2008	17-Mar-2008
006738	DETROIA, DYANNA	1202-02-121	POLICE OFFICER	PO -3	PO	4	1	1.00	80,342.34	3,090.09	309.01	41.20	309.01	1202-03	12-Aug-2008	12-Aug-2008
009079	LYNCH, SHANE W	1202-02-122	POLICE OFFICER	PO -3	PO	4	1	1.00	80,342.34	3,090.09	309.01	41.20	309.01	1202-03	02-Jan-2018	02-Jan-2018
008721	LANGLAIS, DANIEL	1202-02-123	POLICE OFFICER	PO -3	PO	4	1	1.00	80,342.34	3,090.09	309.01	41.20	309.01	1202-03	13-Jul-2016	13-Jul-2016
006911	DUCLOS, BRADFORD C	1202-02-124	POLICE OFFICER	PO -3	PO	4	1	1.00	80,342.34	3,090.09	309.01	41.20	309.01	1202-03	01-Dec-2008	01-Dec-2008
006912	LA PLUME, PAUL J II	1202-02-125	POLICE OFFICER	PO -3	PO	4	1	1.00	80,342.34	3,090.09	309.01	41.20	309.01	1202-03	01-Dec-2008	01-Dec-2008
008502	O'LEARY, STEVEN	1202-02-127	POLICE OFFICER	PO -3	PO	4	1	1.00	80,342.34	3,090.09	309.01	41.20	309.01	1202-03	29-Dec-2014	29-Dec-2014
006915	REIS, MALLORY Y	1202-02-128	POLICE OFFICER	PO -3	PO	4	1	1.00	80,342.34	3,090.09	309.01	41.20	309.01	1202-03	01-Dec-2008	01-Dec-2008
008723	LAVEY, THOMAS	1202-02-129	POLICE OFFICER	PO -3	PO	4	1	1.00	80,342.34	3,090.09	309.01	41.20	309.01	1202-03	13-Jul-2016	13-Jul-2016
007297	MANZOTTI, ROSS	1202-02-130	POLICE OFFICER	PO -3	PO	4	1	1.00	80,342.34	3,090.09	309.01	41.20	309.01	1202-03	18-Jul-2011	18-Jul-2011
007298	MASTRATI, JOHN	1202-02-131	POLICE OFFICER	PO -3	PO	4	1	1.00	80,342.34	3,090.09	309.01	41.20	309.01	1202-03	18-Jul-2011	18-Jul-2011
007299	HARDY, ASHLEY	1202-02-132	POLICE OFFICER	PO -3	PO	4	1	1.00	80,342.34	3,090.09	309.01	41.20	309.01	1202-03	18-Jul-2011	18-Jul-2011
008726	MURRAY, JAMES P	1202-02-133	POLICE OFFICER	PO -3	PO	4	1	1.00	80,342.34	3,090.09	309.01	41.20	309.01	1202-03	13-Jul-2016	13-Jul-2016
009464	LOPEZ, CHAVELLE	1202-02-134	POLICE OFFICER	PO -3	PO	2	1	1.00	61,630.92	2,370.42	237.04	31.61	237.04	1202-03	16-Sep-2019	05-Aug-2024
007347	COLLADO, LUIS A	1202-02-135	POLICE OFFICER	PO -3	PO	4	1	1.00	80,342.34	3,090.09	309.01	41.20	309.01	1202-03	03-Jan-2012	03-Jan-2012
007348	KORKUC, ANDREW B	1202-02-136	POLICE OFFICER	PO -3	PO	4	1	1.00	80,342.34	3,090.09	309.01	41.20	309.01	1202-03	03-Jan-2012	03-Jan-2012
010493	FLETCHER, RYAN	1202-02-137	POLICE OFFICER	PO -3	PO	1	1	1.00	57,629.26	2,216.51	221.65	29.55	221.65	1202-03	03-Jan-2025	03-Jan-2025
007350	ROBBINS, BRETTON T	1202-02-138	POLICE OFFICER	PO -3	PO	4	1	1.00	80,342.34	3,090.09	309.01	41.20	309.01	1202-03	03-Jan-2012	03-Jan-2012
009923	NOLAN, MICHAEL T	1202-02-139	POLICE OFFICER	PO -3	PO	4	1	1.00	80,342.34	3,090.09	309.01	41.20	309.01	1202-03	13-Sep-2021	13-Sep-2021
007390	LECLAIR, CHRISTOPHER	1202-02-140	POLICE OFFICER	PO -3	PO	4	1	1.00	80,342.34	3,090.09	309.01	41.20	309.01	1202-03	16-Jul-2012	16-Jul-2012
007392	SMITH, AUSTIN	1202-02-142	POLICE OFFICER	PO -3	PO	4	1	1.00	80,342.34	3,090.09	309.01	41.20	309.01	1202-03	16-Jul-2012	16-Jul-2012
007393	O'MALLEY, PATRICK	1202-02-143	POLICE OFFICER	PO -3	PO	4	1	1.00	80,342.34	3,090.09	309.01	41.20	309.01	1202-03	16-Jul-2012	16-Jul-2012
007394	CRAGIN, DAVID	1202-02-144	POLICE OFFICER	PO -3	PO	4	1	1.00	80,342.34	3,090.09	309.01	41.20	309.01	1202-03	16-Jul-2012	16-Jul-2012
007395	DAGNESE, JASON	1202-02-145	POLICE OFFICER	PO -3	PO	4	1	1.00	80,342.34	3,090.09	309.01	41.20	309.01	1202-03	16-Jul-2012	16-Jul-2012
007396	DAVIS, BRENDA	1202-02-146	POLICE OFFICER	PO -3	PO	4	1	1.00	80,342.34	3,090.09	309.01	41.20	309.01	1202-03	16-Jul-2012	16-Jul-2012
008172	BELLEVUE, MARDOCHEE	1202-02-147	POLICE OFFICER	PO -3	PO	4	1	1.00	80,342.34	3,090.09	309.01	41.20	309.01	1202-03	15-Jul-2013	15-Jul-2013
008169	MASON, JOSHUA	1202-02-148	POLICE OFFICER	PO -3	PO	4	1	1.00	80,342.34	3,090.09	309.01	41.20	309.01	1202-03	15-Jul-2013	15-Jul-2013
008086	LAQUALE, ANTHONY J	1202-02-149	POLICE OFFICER	PO -3	PO	4	1	1.00	80,342.34	3,090.09	309.01	41.20	309.01	1202-03	20-Dec-2012	20-Dec-2012
008171	MEDEIROS, BRENTON L	1202-02-151	POLICE OFFICER	PO -3	PO	4	1	1.00	80,342.34	3,090.09	309.01	41.20	309.01	1202-03	15-Jul-2013	15-Jul-2013
008964	MAIONE, ROBERT JR	1202-02-153	POLICE OFFICER	PO -3	PO	4	1	1.00	80,342.34	3,090.09	309.01	41.20	309.01	1202-03	20-Dec-2016	20-Dec-2016
	#Emps: 147 #Pos: 147															
008520	BOUDREAUX, SHELBY M	1203-01-001	SUPERVISOR OF ANIMAL CO	CM -0	CM	26	4	1.00	69,274.84	2,664.42	266.44	38.06	266.44	1203-01	06-Jun-2022	06-Jun-2022
009498	BROTHERS, SEAN F	1203-01-002	ANIMAL CONTROL OFFICER	CM -0	CM	20	6	1.00	60,164.10	2,314.00	231.40	33.06	231.40	1203-07	09-Dec-2019	09-Dec-2019
010103	GARZONE, LEANNE	1203-01-003	ANIMAL CONTROL OFFICER	CM -0	CM	20	4	1.00	56,214.34	2,162.09	216.21	30.89	216.21	1203-01	08-Oct-2022	08-Oct-2022
008600	CIOFFI, COLE	1203-01-004	KENNEL CUSTODIAN/ADOPT	CM -0	CM	18	4	1.00	52,645.87	2,024.84	202.48	28.93	202.48	1203-07	05-Jul-2022	05-Jul-2022
	#Emps: 4 #Pos: 4															
009190	BUCCI, ANJELICA	1300-01-003	SENIOR CLERK	CM -0	CM	13	2	1.00	42,570.35	1,637.32	163.73	23.39	163.73	1300-01	12-Sep-2018	16-Sep-2024
004252	LAQUALE, DAVID M	1300-01-002	RODENT CONTROL COORDI	CM -0	CM	26	8	1.00	78,501.15	3,019.28	301.93	43.13	301.93	1300-01	30-Nov-1998	12-Apr-2021
	#Emps: 2 #Pos: 2															
006600	MULCAHY, STEPHEN	1301-01-001	TRAFFIC ENGINEER	CM -0	CM	34	8	1.00	106,686.76	4,103.34	410.33	58.62	410.33	1301-01	09-Oct-2007	11-Aug-2015
	#Emps: 1 #Pos: 1															
006923	CORSO, JOHN M	1302-01-007	HIGHWAY MAINT. SUPERINT	CM -2	CM	32	8	1.00	99,027.83	3,808.76	380.88	50.78	380.88	1302-01	06-Jan-2009	09-Jul-2020

City of Cranston
Current Month End
Employee Roster

Emp#	Name	Position#	Description	B U	Sch	Grade	Step	FTE	Annual Salary	Period Salary	Daily Salary	Hourly Rate	Per Diem Rate	*TimesheetGrp	OrigHireDt	PosHireDate
005744	BAILEY, JEAN	1302-01-001	PRINCIPAL CLERK	CM -0	CM	17	8	1.00	57,384.05	2,207.08	220.71	31.53	220.71	1302-01	06-Jul-2004	06-Jul-2004
002279	DELFINO, KENNETH P	1302-01-003	FOREPERSON	CM -2	CM	9	7	1.00	69,381.98	2,668.54	266.85	35.58	266.85	1302-17	28-Mar-1988	28-Mar-1988
008390	CELLETTI, ROCCO M	1302-01-004	FOREPERSON	CM -2	CM	9	5	1.00	65,831.61	2,531.99	253.20	33.76	253.20	1302-17	03-Nov-2014	15-Jan-2022
002946	CROFT, LEONARD J	1302-01-005	FOREPERSON	CM -2	CM	9	7	1.00	69,381.98	2,668.54	266.85	35.58	266.85	1302-17	22-Jan-1996	22-Jan-1996
004716	VOLPI, MATTHEW	1302-05-008	PRINCIPAL TRAFFIC SAFETY	LI -0	LI	8	7	1.00	64,649.52	2,486.52	248.65	31.08	248.65	1302-17	26-Jun-2000	20-Jul-2020
006140	ALPAIO, DONALD	1302-05-009	GARAGE CLERK	LI -0	LI	5	7	1.00	60,861.42	2,340.82	234.08	29.26	234.08	1302-17	03-Jan-2006	02-Apr-2018
000094	MONICO, THOMAS	1302-05-010	LABOR EQUIPMENT OPERA	LI -0	LI	5	7	1.00	60,861.42	2,340.82	234.08	29.26	234.08	1302-17	05-Nov-1991	05-Nov-1991
008516	CAPUANO, DANIEL	1302-05-013	LABOR EQUIPMENT OPERA	LI -0	LI	5	7	1.00	60,861.42	2,340.82	234.08	29.26	234.08	1302-17	12-Jan-2015	25-Sep-2017
010283	ROSSI, MICHAEL	1302-05-014	LABOR EQUIPMENT OPERA	LI -0	LI	5	2	1.00	55,552.85	2,136.65	213.66	26.71	213.66	1302-17	03-Jun-2024	03-Jun-2024
010260	WHITELEY, THEODORE IV	1302-05-015	LABOR EQUIPMENT OPERA	LI -0	LI	5	1	1.00	54,588.77	2,099.57	209.96	26.24	209.96	1302-17	25-Mar-2024	16-Dec-2024
008535	CONTE, DENNIS F JR	1302-05-016	MASON	LI -0	LI	5	6	1.00	60,296.08	2,319.08	231.91	28.99	231.91	1302-17	18-May-2015	18-May-2015
006253	BAILEY, ROBERT	1302-05-017	TRAFFIC SAFETY TECHNICAL	LI -0	LI	5	7	1.00	60,861.42	2,340.82	234.08	29.26	234.08	1302-17	28-Aug-2006	03-Aug-2020
008119	NARDOLILLO, JOHN L JR	1302-05-018	LIGHT EQUIP. OPERATOR	LI -0	LI	3	6	1.00	57,924.26	2,227.86	222.79	27.85	222.79	1302-17	18-Mar-2013	07-Oct-2013
001174	DEMAIO, MICHAEL	1302-05-019	LIGHT EQUIP. OPERATOR	LI -0	LI	3	7	1.00	58,489.81	2,249.61	224.96	28.12	224.96	1302-17	04-Nov-1991	04-Nov-1991
009068	TUIROK, DANIEL E	1302-05-020	LIGHT EQUIP. OPERATOR	LI -0	LI	3	6	1.00	57,924.26	2,227.86	222.79	27.85	222.79	1302-17	20-Nov-2017	06-Aug-2018
008391	DIFAZIO, ANGELO	1302-05-021	LIGHT EQUIP. OPERATOR	LI -0	LI	3	6	1.00	57,924.26	2,227.86	222.79	27.85	222.79	1302-17	03-Nov-2014	26-Feb-2022
010284	BERGANTINO, RYAN	1302-05-022	LIGHT EQUIP. OPERATOR	LI -0	LI	3	2	1.00	53,625.10	2,062.50	206.25	25.78	206.25	1302-17	03-Jun-2024	16-Dec-2024
003070	FITZGERALD, MICHAEL R	1302-05-025	LIGHT EQUIP. OPERATOR	LI -0	LI	3	7	1.00	58,489.81	2,249.61	224.96	28.12	224.96	1302-17	22-Jan-1996	22-Jan-1996
008201	GALLUCCI, MICHAEL A	1302-05-026	LIGHT EQUIP. OPERATOR	LI -0	LI	3	6	1.00	57,924.26	2,227.86	222.79	27.85	222.79	1302-17	16-Dec-2013	03-Nov-2014
009111	MARTINO, DEMETRI	1302-05-027	LIGHT EQUIP. OPERATOR	LI -0	LI	3	6	1.00	57,924.26	2,227.86	222.79	27.85	222.79	1302-17	09-Apr-2018	01-Jul-2019
001126	GATES, KENNETH	1302-05-028	LABOR EQUIPMENT OPERA	LI -0	LI	5	7	1.00	60,861.42	2,340.82	234.08	29.26	234.08	1302-17	13-Dec-1993	13-Dec-1993
009277	STERPIS, PETER	1302-05-029	SKILLED LABORER	LI -0	LI	2	6	1.00	56,542.10	2,174.70	217.47	27.18	217.47	1302-17	01-Oct-2018	21-Oct-2024
004576	MALLOZZI, EDWARD J	1302-05-031	SKILLED LABORER	LI -0	LI	2	7	1.00	57,107.44	2,196.44	219.64	27.46	219.64	1302-17	13-Mar-2000	13-Mar-2000
009457	MARCHESI, JOSEPH M	1302-05-032	SKILLED LABORER	LI -0	LI	2	6	1.00	56,542.10	2,174.70	217.47	27.18	217.47	1302-17	22-Jul-2019	22-Jul-2019
009176	DUMMETT, CLIFFORD	1302-05-033	SKILLED LABORER	LI -0	LI	2	6	1.00	56,542.10	2,174.70	217.47	27.18	217.47	1302-17	27-Aug-2018	27-Aug-2018
006097	BUCCI, JASON	1302-05-034	HIGHWAY SAFETY OFFICER	LI -0	LI	5	7	1.00	60,861.42	2,340.82	234.08	29.26	234.08	1302-17	25-Jul-2005	25-Jul-2005
006146	ROSSI, ANTHONY J.	1302-05-035	SKILLED LABORER	LI -0	LI	2	7	1.00	57,107.44	2,196.44	219.64	27.46	219.64	1302-17	06-Feb-2006	06-Feb-2006
006592	DICHRISTOPHER, VICTOR C	1302-05-037	SKILLED LABORER	LI -0	LI	2	7	1.00	57,107.44	2,196.44	219.64	27.46	219.64	1302-17	05-Sep-2007	05-Sep-2007
010490	PIZZI, STEPHEN	1302-05-038	SKILLED LABORER	LI -0	LI	2	1	1.00	52,019.34	2,000.74	200.07	25.01	200.07	1302-17	09-Dec-2024	09-Dec-2024
009038	PALLADINO, NICOLA G	1302-05-041	SKILLED LABORER	LI -0	LI	2	7	1.00	57,107.44	2,196.44	219.64	27.46	219.64	1302-17	31-Jul-2017	31-Jul-2017
	#Emps: 29 #Pos: 29															
006256	MAIO, ROBERT	1303-01-002	CITY SURVEYOR I/II	CM -0	CM	31	6	1.00	90,122.21	3,466.24	346.62	49.52	346.62	1303-01	05-Sep-2006	01-Jul-2021
009834	SKORUPSKI, JOHN T	1303-01-003	SR. ENGINEERING TECH.	CM -0	CM	26	5	1.00	71,855.24	2,763.66	276.37	39.48	276.37	1303-01	03-May-2021	03-May-2021
	#Emps: 2 #Pos: 2															
009886	DEVINE, DONALD	1304-09-001	PUBLIC BUILDINGS SUPERIN	AD -0	AD	35	4	1.00	62,253.18	2,394.35	239.44	29.93	239.44	1304-01	17-Oct-2022	17-Oct-2022
004304	CORSI, MICHAEL F	1304-05-002	PLUMBER	LI -0	LI	26	7	1.00	73,240.54	2,816.94	281.69	35.21	281.69	1304-01	01-Nov-1999	01-Nov-1999
008214	COSTOSA, ALEX	1304-05-003	HVAC/PLUMBER'S APPRENT	LI -0	LI	24	6	1.00	68,811.60	2,646.60	264.66	33.08	264.66	1304-01	06-Jan-2014	06-Jan-2014
006101	AIKEN, WILLIAM J	1304-05-004	SR ELECTRICIAN	LI -0	LI	26	7	1.00	73,240.54	2,816.94	281.69	35.21	281.69	1304-11	09-Aug-2005	09-Aug-2005
008233	WINEMAN, ERIC J	1304-05-005	ELECTRICIAN	LI -0	LI	24	6	1.00	68,811.60	2,646.60	264.66	33.08	264.66	1304-11	27-May-2014	27-May-2014
004881	GALVIN, MICHAEL P.	1304-05-007	SR BUILDING MAINTENANCE	LI -0	LI	6	7	1.00	62,444.72	2,401.72	240.17	30.02	240.17	1304-11	20-Nov-2000	18-Nov-2013
006108	DALY, KENNETH	1304-05-008	SR BLDG MAINT PERSON/CA	LI -0	LI	6	7	1.00	62,444.72	2,401.72	240.17	30.02	240.17	1304-11	29-Aug-2005	29-Aug-2005
008083	MARTIN, RICHARD AUSTIN	1304-05-011	BUILDING MAINTENANCE PE	LI -0	LI	4	6	1.00	58,672.22	2,256.62	225.66	28.21	225.66	1304-11	16-Dec-2013	02-Aug-2021
006598	TRIBELLI, WILLIAM A JR	1304-05-012	SKILLED LABORER/CUSTOD	LI -0	LI	2	7	1.00	57,107.44	2,196.44	219.64	27.46	219.64	1304-11	27-Sep-2007	27-Sep-2013
008757	BROTHERS, ROBERT M	1304-05-013	SKILLED LABORER/CUSTOD	LI -0	LI	2	6	1.00	56,542.10	2,174.70	217.47	27.18	217.47	1304-11	19-Sep-2016	19-Sep-2016
008573	DE LOS SANTOS, JUAN E	1304-05-014	SKILLED LABORER/CUSTOD	LI -0	LI	2	6	1.00	56,542.10	2,174.70	217.47	27.18	217.47	1304-11	27-Jul-2015	27-Jul-2015
009835	TIBERI, ROBERT	1304-05-015	SKILLED LABORER/CUSTOD	LI -0	LI	2	5	1.00	55,552.85	2,136.65	213.66	26.71	213.66	1304-11	10-May-2021	11-Mar-2024
005263	PENNACCHINI, EDWARD T.	1304-05-017	SKILLED LABORER/CUSTOD	LI -0	LI	2	7	1.00	57,107.44	2,196.44	219.64	27.46	219.64	1304-11	03-Sep-2002	03-Sep-2002
005478	MIHELAKOS, JOHN	1304-05-018	SKILLED LABORER/CUSTOD	LI -0	LI	2	7	1.00	57,107.44	2,196.44	219.64	27.46	219.64	1304-11	14-Apr-2003	14-Apr-2003
005603	DIBIASE, VINCENT R.	1304-05-019	SKILLED LABORER/CUSTOD	LI -0	LI	2	7	1.00	57,107.44	2,196.44	219.64	27.46	219.64	1304-11	01-Dec-2003	01-Dec-2003
005999	GOEWY, ERIC J.	1304-05-020	SKILLED LABORER/CUSTOD	LI -0	LI	2	7	1.00	57,107.44	2,196.44	219.64	27.46	219.64	1304-11	04-Apr-2005	04-Apr-2005
008198	BEHM, MICHAEL	1304-05-021	SKILLED LABORER/CUSTOD	LI -0	LI	2	6	1.00	56,542.10	2,174.70	217.47	27.18	217.47	1304-11	28-Oct-2013	28-Oct-2013
008167	CAMPAGNONE, RONALD	1304-05-022	SKILLED LABORER/CUSTOD	LI -0	LI	2	6	1.00	56,542.10	2,174.70	217.47	27.18	217.47	1304-11	08-Jul-2013	08-Jul-2013
	#Emps: 15 #Pos: 15															

City of Cranston
Current Month End
Employee Roster

Emp#	Name	Position#	Description	B U	Sch	Grade	Step	FTE	Annual Salary	Period Salary	Daily Salary	Hourly Rate	Per Diem Rate	*TimesheetGrp	OrigHireDt	PosHireDate
008382	DI CARLO, JOSEPH D JR	1306-09-001	CLEAN CITY PROGRAM COORD	AD -0	AD	35	3	1.00	59,572.42	2,291.25	229.12	28.64	229.12	1306-01	22-Sep-2014	22-Sep-2014
	#Emps: 1 #Pos: 1															
004477	SCOTTI, GERARD A	1307-01-001	FLEET MANAGER	CM -2	CM	32	8	1.00	99,027.83	3,808.76	380.88	50.78	380.88	1307-01	23-Aug-1999	23-Aug-1999
006929	MORALES, ASTRID P	1307-01-002	SENIOR CLERK	CM -0	CM	13	8	1.00	50,584.90	1,945.57	194.56	27.79	194.56	1307-01	06-Jan-2009	06-Jan-2009
003186	WEST, THOMAS D III	1307-05-003	PRINCIPAL MECHANIC	LI -0	LI	24	7	1.00	69,377.15	2,668.35	266.84	33.35	266.84	1307-07	26-Mar-1990	26-Mar-1990
000632	DESOMMA, HERBERT G JR	1307-05-004	AUTO MECHANIC	LI -0	LI	23	7	1.00	67,532.61	2,597.41	259.74	32.47	259.74	1307-07	05-Feb-1996	05-Feb-1996
009069	BLANCHETTE, JASON F	1307-05-005	AUTO MECHANIC	LI -0	LI	23	6	1.00	66,966.64	2,575.64	257.56	32.20	257.56	1307-07	21-Nov-2017	21-Nov-2017
004968	CAPOBIANCO, JOHN R JR	1307-05-007	AUTO MECHANIC	LI -0	LI	23	7	1.00	67,532.61	2,597.41	259.74	32.47	259.74	1307-07	23-Apr-2001	23-Apr-2001
006606	QUINN, RICHARD A	1307-05-008	AUTO MECHANIC	LI -0	LI	23	7	1.00	67,532.61	2,597.41	259.74	32.47	259.74	1307-07	19-Nov-2007	19-Nov-2007
002361	COMELLA, DANIEL G	1307-05-010	MECHANIC'S ASSISTANT	LI -0	LI	2	7	1.00	57,107.44	2,196.44	219.64	27.46	219.64	1307-07	23-Feb-1987	23-Feb-1987
	#Emps: 6 #Pos: 6															
010495	PISCOPIELLO, STEVEN	1400-09-001	DIRECTOR OF PARKS AND RECREATION	FAD -0	AD	39	5	1.00	81,200.95	3,123.11	312.31	39.04	312.31	1400-01	13-Jan-2025	13-Jan-2025
009273	LYNCH, REGINA M	1400-01-002	PRINCIPAL CLERK	CM -0	CM	17	6	1.00	54,396.52	2,092.17	209.22	29.89	209.22	1400-01	17-Sep-2018	17-Sep-2018
001846	RYAN, RODNEY	1400-01-003	GENERAL FOREPERSON	CM -2	CM	28	8	1.00	85,178.93	3,276.11	327.61	43.68	327.61	1400-01	22-Mar-1993	22-Mar-1993
004747	ACETO, FELIPPO L	1400-01-012	FOREPERSON	CM -2	CM	9	7	1.00	69,381.98	2,668.54	266.85	35.58	266.85	1400-01	24-Jul-2000	08-Apr-2021
002320	JUTRAS, NORMAN J	1400-05-004	LABOR EQUIPMENT OPERATOR	LI -0	LI	5	7	1.00	60,861.42	2,340.82	234.08	29.26	234.08	1400-07	05-Jul-1988	05-Jul-1988
002357	BOLTON JR, DONALD	1400-05-005	PRINC. LABOR EQUIP OPERATOR	LI -0	LI	8	7	1.00	64,649.52	2,486.52	248.65	31.08	248.65	1400-07	29-Feb-1988	29-Feb-1988
002408	MAIO, THOMAS	1400-05-006	LABOR EQUIPMENT OPERATOR	LI -0	LI	5	7	1.00	60,861.42	2,340.82	234.08	29.26	234.08	1400-07	05-Jul-1988	20-Jul-2020
001173	URSILLO, MARC D	1400-05-007	LABOR EQUIPMENT OPERATOR	LI -0	LI	5	7	1.00	60,861.42	2,340.82	234.08	29.26	234.08	1400-07	05-Jul-1988	05-Jul-1988
005627	ALONZO, HUMBERTO	1400-05-008	LABOR EQUIPMENT OPERATOR	LI -0	LI	5	7	1.00	60,861.42	2,340.82	234.08	29.26	234.08	1400-07	17-Feb-2004	12-Apr-2021
001144	DICHRISTOPHER, VICTOR C	1400-05-009	LABOR EQUIPMENT OPERATOR	LI -0	LI	5	7	1.00	60,861.42	2,340.82	234.08	29.26	234.08	1400-07	07-Oct-1985	07-Oct-1985
005337	METRO, NEIL A	1400-05-010	LABOR EQUIPMENT OPERATOR	LI -0	LI	5	7	1.00	60,861.42	2,340.82	234.08	29.26	234.08	1400-07	23-Sep-2002	03-Jun-2024
008199	CAPIRCHIO, JAMES J	1400-05-011	LABOR EQUIPMENT OPERATOR	LI -0	LI	5	6	1.00	60,296.08	2,319.08	231.91	28.99	231.91	1400-07	28-Oct-2013	19-Aug-2024
007039	CASTRIOTTA, VITTORIO E II	1400-05-012	LIGHT EQUIPMENT OPERATOR	LI -0	LI	3	5	1.00	56,719.94	2,181.54	218.15	27.27	218.15	1400-07	01-Jul-2019	12-Apr-2021
002808	SILVIA, DAVID L	1400-05-013	LIGHT EQUIPMENT OPERATOR	LI -0	LI	3	7	1.00	58,489.81	2,249.61	224.96	28.12	224.96	1400-07	28-Aug-1972	01-Jul-2020
009036	LIBERATORE, ANTHONY D	1400-05-015	LIGHT EQUIPMENT OPERATOR	LI -0	LI	3	6	1.00	57,924.26	2,227.86	222.79	27.85	222.79	1400-07	10-Jul-2017	01-Jul-2020
004137	COOK, GARY	1400-05-016	SKILLED LABORER	LI -0	LI	2	7	1.00	57,107.44	2,196.44	219.64	27.46	219.64	1400-07	17-Jul-2000	03-Feb-2018
006497	DEROBIO, ROBERT	1400-05-017	SKILLED LABORER	LI -0	LI	2	7	1.00	57,107.44	2,196.44	219.64	27.46	219.64	1400-07	02-Apr-2007	02-Apr-2007
007447	ZANNI, NICHOLAS	1400-05-019	SKILLED LABORER	LI -0	LI	2	6	1.00	56,542.10	2,174.70	217.47	27.18	217.47	1400-07	27-Aug-2012	27-Aug-2012
004756	GREENHALGH, JOHN III	1400-05-020	SKILLED LABORER	LI -0	LI	2	7	1.00	57,107.44	2,196.44	219.64	27.46	219.64	1400-07	25-Jul-2000	04-Jul-2020
009524	MAGGIACOMO, SALVATORE	1400-05-021	SKILLED LABORER	LI -0	LI	2	6	1.00	56,542.10	2,174.70	217.47	27.18	217.47	1400-07	02-Mar-2020	12-Apr-2021
008582	LINK, JOSHUA G	1400-05-022	SKILLED LABORER	LI -0	LI	2	6	1.00	56,542.10	2,174.70	217.47	27.18	217.47	1400-07	01-Jul-2019	01-Jul-2019
	#Emps: 17 #Pos: 17															
006649	GARCIA, EDWARD A JR	1500-06-001	LIBRARY DIRECTOR	NU -0	NU	7	1	1.00	124,845.49	4,801.75	480.17	68.60	480.17	1500-13	16-Apr-2008	16-Apr-2008
007448	HOLDEN, JULIE A	1500-06-002	ASST. LIBRARY DIRECTOR	NU -0	NU	8	1	1.00	105,224.80	4,047.11	404.71	57.82	404.71	1500-13	27-Aug-2012	06-Oct-2014
009384	BARTOS, DAVE J	1500-06-004	HEAD ADULT SERVICES LIBRARIAN	LB -0	LB	32	7	1.00	91,271.69	3,510.45	351.04	50.15	351.04	1500-13	18-Feb-2019	18-Feb-2019
008193	SUON, EMILY BROWN	1500-06-005	HEAD CHILDREN'S SERVICES LIBRARIAN	LB -0	LB	32	8	1.00	92,762.61	3,567.79	356.78	50.97	356.78	1500-13	25-Sep-2013	25-Sep-2013
000373	MCCRATH, KAREN E	1500-06-007	AUBURN BRANCH LIBRARIAN	LB -0	LB	28	11	1.00	86,436.34	3,324.47	332.45	47.49	332.45	1500-13	17-Nov-1986	17-Nov-1986
009052	BERGER, ZACHARY M	1500-06-008	WILLIAM HALL LIBRARIAN	LB -0	LB	28	6	1.00	77,130.05	2,966.54	296.65	42.38	296.65	1500-13	11-Sep-2017	23-Sep-2023
009372	TAFT, ALYSSA M	1500-06-009	YOUNG ADULT LIBRARIAN	LB -0	LB	24	7	1.00	69,373.55	2,668.21	266.82	38.12	266.82	1500-13	22-Jan-2019	22-Jan-2019
000603	ZAWADZKI, LISA J	1500-06-011	INFORMATION SERVICES LIBRARIAN	LB -0	LB	24	11	1.00	73,449.18	2,824.97	282.50	40.36	282.50	1500-13	08-Sep-1992	08-Sep-1992
009551	NYZIO, ROBIN P	1500-06-012	INFORMATION SERVICES LIBRARIAN	LB -0	LB	24	9	1.00	71,356.16	2,744.47	274.45	39.21	274.45	1500-13	31-Aug-2020	23-Sep-2023
008386	BODEN, KATHERINE	1500-06-013	INFORMATION SERVICES LIBRARIAN	LB -0	LB	24	8	1.00	70,698.53	2,719.17	271.92	38.85	271.92	1500-13	06-Oct-2014	06-Oct-2014
001194	GIANLORENZO, NANCY C	1500-06-014	KNIGHTSVILLE BRANCH LIBRARIAN	LB -0	LB	24	11	1.00	73,449.18	2,824.97	282.50	40.36	282.50	1500-13	17-May-1993	17-May-1993
009939	HAGUE, NOMI K	1500-06-015	YOUTH SERVICES LIBRARIAN	LB -0	LB	24	4	1.00	60,359.71	2,321.53	232.15	33.16	232.15	1500-13	29-Nov-2021	29-Nov-2021
009499	CARDILLO, TAYLA M	1500-06-016	OAKLAWN BRANCH LIBRARIAN	LB -0	LB	24	6	1.00	65,446.90	2,517.19	251.72	35.96	251.72	1500-13	16-Dec-2019	16-Dec-2019
008307	PETRARCA, ELISE G	1500-06-017	YOUTH SERVICES LIBRARIAN	LB -0	LB	24	8	1.00	70,698.53	2,719.17	271.92	38.85	271.92	1500-13	27-Aug-2014	27-Aug-2014
008976	HALL, CHRISTINE A	1500-06-018	LIBRARIAN I	LB -0	LB	24	7	1.00	69,373.55	2,668.21	266.82	38.12	266.82	1500-13	03-Dec-2018	03-Dec-2018
009108	ZAYAS, NEREIDA	1500-06-019	BUSINESS MANAGER	LB -0	LB	20	7	1.00	67,760.14	2,606.16	260.62	37.23	260.62	1500-13	31-Mar-2018	01-Apr-2018
003076	SANTAGATA, DANA L	1500-06-020	LIB. ASST III	LB -0	LB	18	10	1.00	58,048.07	2,232.62	223.26	31.89	223.26	1500-13	21-Nov-1988	03-Jan-2019
009897	JAGGI, CARLA R	1500-06-021	LIB. ASST. II	LB -0	LB	14	3	1.00	40,973.08	1,575.89	157.59	22.51	157.59	1500-13	14-Aug-2021	25-Feb-2023

City of Cranston
Current Month End
Employee Roster

Emp#	Name	Position#	Description	B U	Sch	Grade	Step	FTE	Annual Salary	Period Salary	Daily Salary	Hourly Rate	Per Diem Rate	*TimesheetGrp	OrigHireDt	PosHireDate
001167	CURTI JR, GEORGE	1500-06-022	LIB. ASST. II	LB -0	LB	14	11	1.00	51,188.84	1,968.80	196.88	28.13	196.88	1500-13	15-Feb-1988	15-Feb-1988
010102	BERUBE, JENNIFER	1500-06-023	LIB. ASST. II	LB -0	LB	14	2	1.00	39,556.20	1,521.39	152.14	21.73	152.14	1500-13	11-Oct-2022	21-Sep-2024
008558	MICHELETTI, FRANCINE	1500-06-024	LIB. ASST. II	LB -0	LB	14	8	1.00	49,300.20	1,896.16	189.62	27.09	189.62	1500-13	25-Jun-2015	25-Jun-2015
001579	MULLEN, ROBERT W	1500-06-025	LIB. ASST. II	LB -0	LB	14	11	1.00	51,188.84	1,968.80	196.88	28.13	196.88	1500-13	06-Apr-1983	06-Apr-1983
003728	SEVIGNY, KIMBERLEE A	1500-06-026	LIB. ASST. II	LB -0	LB	14	7	1.00	48,183.15	1,853.20	185.32	26.47	185.32	1500-13	19-Jan-2019	19-Jan-2019
009283	BOKSENBAUM, MARTHA S	1500-06-027	YOUTH SERVICES LIBRARIAN	LB -0	LB	24	7	1.00	69,373.55	2,668.21	266.82	38.12	266.82	1500-13	22-Oct-2018	22-Oct-2018
009896	VAN WYK, ALLYSON M	1500-06-028	ADMINISTRATIVE ASSISTANT	LB -0	LB	14	5	1.00	43,927.71	1,689.53	168.95	24.14	168.95	1500-13	02-Aug-2021	02-Aug-2021
009408	LAWLOR, JILL R	1500-06-029	LIB. ASST. II	LB -0	LB	14	6	1.00	45,513.84	1,750.53	175.05	25.01	175.05	1500-13	25-May-2019	06-Jul-2020
006167	SCHNELL, REBEKAH A	1500-06-030	LIB. ASST. II	LB -0	LB	14	10	1.00	50,185.14	1,930.20	193.02	27.57	193.02	1500-13	29-Mar-2006	29-Mar-2006
010285	MARTUCCI, JOSEPH	1500-06-031	CUSTODIAN	LB -0	LB	11	2	1.00	40,519.40	1,558.44	155.84	22.26	155.84	1500-13	17-Jun-2024	17-Jun-2024
009388	BOUVIER, SARAH L	1500-06-032	COMMUNIATIONS MANAGER	LB -0	LB	20	7	1.00	67,760.14	2,606.16	260.62	37.23	260.62	1500-13	18-Mar-2019	18-Mar-2019
	#Emps: 29 #Pos: 29															
009815	CRADDOCK, STEPHEN M	1600-09-001	SENIOR SERVICES DIRECTOR	AD -0	AD	39	5	1.00	81,200.95	3,123.11	312.31	39.04	312.31	1600-40	26-Jan-2021	26-Jan-2021
005957	QUIROA, DAVID A.	1600-01-001	ASSISTANT DIRECTOR	CM -0	CM	25	8	1.00	75,718.37	2,912.25	291.22	41.60	291.22	1600-40	13-Dec-2004	18-Dec-2017
008523	GRADY, NORA M	1600-01-002	BOOKKEEPER	CM -0	CM	17	7	1.00	56,214.34	2,162.09	216.21	30.89	216.21	1600-40	16-Mar-2015	11-May-2020
006130	GRULLON, YVETTE	1603-01-002	PRINCIPAL CLERK	CM -0	CM	17	8	1.00	57,384.05	2,207.08	220.71	31.53	220.71	1600-40	07-Nov-2005	07-Nov-2005
	#Emps: 4 #Pos: 4															
005771	MARCOS, SUSANA SKY	1601-01-001	PROGRAMS COORDINATOR	CM -0	CM	20	8	1.00	63,465.77	2,440.99	244.10	34.87	244.10	1601-40	09-Aug-2004	05-Aug-2024
	#Emps: 1 #Pos: 1															
008587	COREN, ROSEMARIE	1602-01-001	ADULT DAY CARE DIRECTOR	CM -0	CM	30	6	1.00	86,710.99	3,335.04	333.50	47.64	333.50	1602-40	09-Sep-2015	09-Sep-2015
001059	MONTAQUILA, DOREEN	1602-01-002	SOCIAL WORKER	CM -0	CM	16	8	1.00	55,566.60	2,137.18	213.72	30.53	213.72	1602-40	15-Jul-1991	15-Jul-1991
009953	CATLOW, MICHELLE	1602-01-003	ADULT DAY CARE CNA	CM -0	CM	10	4	1.00	41,448.32	1,594.17	159.42	22.77	159.42	1602-40	31-Jan-2022	31-Jan-2022
009363	BURDICK, FLORENCE	1602-01-004	ADULT DAY CARE CNA	CM -0	CM	10	6	1.00	43,781.92	1,683.92	168.39	24.06	168.39	1602-40	14-Jan-2019	14-Jan-2019
	#Emps: 4 #Pos: 4															
009456	RICCI, AMY L	1600-01-003	CASE WORKER	CM -0	CM	19	5	1.00	56,214.34	2,162.09	216.21	30.89	216.21	1603-40	22-Jul-2019	23-Dec-2019
004295	KEVORKIAN, JENNIFER M	1603-01-001	SOCIAL SERVICES DIRECTOR	CM -0	CM	25	8	1.00	75,718.37	2,912.25	291.22	41.60	291.22	1603-40	01-Feb-1999	22-Oct-2012
003370	CARDULLO, JOHN	1603-09-003	PROJECTS MANAGER	AD -0	AD	24	8	1.00	45,691.27	1,757.36	175.74	21.97	175.74	1603-40	22-Nov-2008	02-Dec-2024
	#Emps: 3 #Pos: 3															
009845	MANCUSO, RACHAEL	1604-01-001	DISPATCHER/COORDINATOR	CM -0	CM	22	3	1.00	58,166.65	2,237.18	223.72	31.96	223.72	1604-40	28-Jun-2021	24-Apr-2023
008766	HILL, CHERYL	1604-01-002	ASST. COORDINATOR/DRIVER	CM -2	CM	5	6	1.00	58,714.89	2,258.27	225.83	30.11	225.83	1604-41	12-Oct-2016	01-Jul-2023
009044	CABRAL, JULIANNE	1604-01-003	TRANSVAN DRIVER	CM -2	CM	3	6	1.00	54,819.77	2,108.45	210.85	28.11	210.85	1604-41	15-Aug-2017	01-Jul-2023
010199	SOUZA, KERRI	1604-01-004	TRANSVAN DRIVER	CM -2	CM	3	4	1.00	51,573.99	1,983.62	198.36	26.45	198.36	1604-41	17-Jul-2023	17-Jul-2023
010205	MANZO, ROBERT J	1604-01-006	TRANSVAN DRIVER	CM -2	CM	3	3	1.00	49,914.74	1,919.80	191.98	25.60	191.98	1604-40	07-Aug-2023	07-Aug-2023
	#Emps: 5 #Pos: 5															
007435	BAGGESEN, JORDAN	1605-01-002	CHEF	CM -2	CM	5	7	1.00	59,884.89	2,303.27	230.33	30.71	230.33	1605-41	22-Sep-2014	03-May-2021
003538	GREAVES, SEAN	1605-01-003	ASSISTANT CHEF	CM -2	CM	2	7	1.00	54,306.53	2,088.71	208.87	27.85	208.87	1605-41	01-Jul-1997	01-Jul-1997
	#Emps: 2 #Pos: 2															
006924	CIPRIANO, PATRICIA A	1606-01-001	DIRECTOR RSVP	CM -0	CM	23	7	1.00	69,274.84	2,664.42	266.44	38.06	266.44	1606-40	29-Dec-2008	02-Jan-2023
	#Emps: 1 #Pos: 1															
008293	BUCCI, DAVID J	3800-09-001	ICE RINK MANAGER OF OPERATIONS	AD -0	AD	39	1	1.00	69,762.89	2,683.19	268.32	33.54	268.32	3800-01	01-Jul-2014	17-Feb-2018
	#Emps: 1 #Pos: 1															
009961	TOMMASIELLO, ERNEST	7000-09-004	COMMUNITY DEVELOPMENT	AD -0	AD	35	6	1.00	67,992.83	2,615.11	261.51	32.69	261.51	7000-20	28-Feb-2022	25-Jul-2022
010431	TROMBETTI, LAWRENCE	7000-01-001	FINANCE AND COMPLIANCE	CM -0	CM	32	2	1.00	80,315.69	3,089.07	308.91	44.13	308.91	7000-20	21-Oct-2024	21-Oct-2024
009798	FERRANTI, LAURA-JEAN	7000-01-003	COMMUNITY DEV. RESOURCES	CM -0	CM	22	5	1.00	62,295.69	2,395.99	239.60	34.23	239.60	7000-20	23-Nov-2020	23-Nov-2020
	#Emps: 3 #Pos: 3															

City of Cranston
Current Month End
Employee Roster

Emp#	Name	Position#	Description	B U	Sch	Grade	Step	FTE	Annual Salary	Period Salary	Daily Salary	Hourly Rate	Per Diem Rate	*TimesheetGrp	OrigHireDt	PosHireDate
009821	REYES, JOSEPH E	7010-01-002	BI-LINGUAL COUNCILOR	CM -3	CM2	26	2	1.00	63,853.97	2,455.92	245.59	35.08	245.59	7010-25	17-Feb-2021	08-Apr-2024
005451	CURRAN, EDWARD P.	7010-01-003	CAREER & EMPLOYMENT C	CM -3	CM2	25	5	1.00	67,562.77	2,598.57	259.86	37.12	259.86	7010-25	07-Jan-2003	07-Jan-2003
006941	STEWART, JAMES P	7010-01-004	CAREER & EMPLOYMENT C	CM -3	CM2	25	5	1.00	67,562.77	2,598.57	259.86	37.12	259.86	7010-25	09-Feb-2009	09-Feb-2009
	#Emps: 3 #Pos: 3															
008032	TALLY, EDWARD J	8000-01-001	ENVIRONMENTAL PROGRAM	CM -0	CM	35	7	1.00	107,626.97	4,139.50	413.95	59.14	413.95	8000-21	18-Sep-2012	18-Sep-2012
010237	BONIN, DEREK	8000-01-002	ENVIROMENTAL ENGINEER	CM -0	CM	32	2	1.00	80,315.69	3,089.07	308.91	44.13	308.91	8000-21	26-Feb-2024	26-Feb-2024
	#Emps: 2 #Pos: 2															